

Draft Conservation Plan for the Eastern Pacific Stock of Northern Fur Seal (Laaqudan)

June 2023

NOAA Technical Memorandum NMFS-F/AKR-27

Table of Contents

Table of Figures	7
Glossary of terms, abbreviations, and acronyms	9
Executive Summary	11
Introduction	14
Description	17
Taxonomy	17
Appearance	18
Life History	19
Where they live	19
Reproduction and Lifespan	19
Males	19
Females	20
Migration Patterns	20
Habitat Use	21
Diet	28
Current Trends	29
Abundance Summary	29
Pup Production	30
Pup Mortality	33
Vital Rates	33
Reproductive Rates	33
Survival Rates	33
Pup Health	34
Carrying Capacity	34
Commercial Exploitation	38
People of the Seal	40
Subsistence Use and Co-Management	42
Unangax̄ Cultural Subsistence Values	42

Early Regulation of Subsistence Use (1966–1999)	44
Co-Management and Recent Regulation (2000–Present)	49
Threats	51
Natural Threats	52
Trauma and Starvation	52
Disease and Parasites	53
Predation	55
Environmental Changes	57
Habitat Loss and Alteration	57
Harmful Algal Blooms	57
Disease and Parasites	58
Weather and Storms	58
El Niño Southern Oscillation	59
Shifts in Prey Abundance and Distribution	60
Human Related Threats	61
Subsistence Harvest	61
Commercial Fishing	63
Direct Fishery Effects – Incidental Catch (Bycatch)	63
Indirect Fishing Effects	78
Debris Background	82
Entanglement in Marine Debris	83
Human Presence and Research	88
Construction Activities and Noise	90
Oil and Gas	93
Aircraft Noise and Overflights	96
Vessel Activity and Noise	97
Motorized Vehicle Traffic	99
Environmental Contaminants	100
Seafood Processing Discharges	102
Northern Fur Seal Conservation Plan Objectives and Actions	104
Background	104

Objective 1. Identify and reduce human caused mortality of the Eastern Pacific stock of northern fur seals.	105
1.A. Improve understanding of the sources, fates, and effects of marine debris	105
1.A.1 Assess entanglement rates and continue disentanglement programs to reduce mortality and harm to fur seals entangled in marine debris	105
1.A.2 Survey and remove marine debris in northern fur seal habitats	105
1.A.3 Develop and implement efforts to support education to reduce and prevent marine debris	106
1.B. Improve assessments of incidental take of fur seals in commercial fishing operations	107
1.B.1 Implement and evaluate fishery and marine mammal observation programs in the North Pacific Ocean and Bering Sea	107
1.C. Evaluate subsistence use	108
1.C.1 Monitor and manage subsistence uses	108
1.C.2 Develop, implement, and analyze data from subsistence use sampling programs	108
1.C.3 Identify, evaluate, authorize, and co-manage subsistence use of northern fur seals in other coastal regions of Alaska	109
Objective 2. Assess and avoid or mitigate adverse effects of human related activities on or near the Pribilof Islands and other habitat essential to the survival and recovery of the Eastern Pacific stock of northern fur seals.	110
2.A. Increase implementation of co-management agreements with Tribal Governments and Alaska Native Organizations	110
2.B. Advise and consult with the relevant action agencies and industries to ensure taking is authorized and effects are minimized	111
2.C. Conduct studies to quantify effects of human activities near terrestrial fur seal habitats	111
2.D. Undertake conservation or management measures as necessary to eliminate or minimize adverse effects on fur seals or their habitat	112
2.D.1 Develop oil spill response plans and mitigation strategies specific to terrestrial habitat used on the Pribilof Islands and Bogoslof Island and at-sea habitats used for foraging and migration	112
2.D.2 Develop habitat conservation measures and manage access to fur seal breeding and resting areas on the Pribilof Islands	112
2.E. Assess and monitor pollutants	113
2.E.1 Compile and evaluate existing data on pollutants	113

2.E.2 Monitor and study environmental pollutant exposure	113
2.E.3 Evaluate carcass salvage programs	114
2.F. Quantify relationships between fur seals and fisheries	114
2.F.1 Assess interactions between fur seal prey resource use and fisheries	114
2.F.2 report fishery interactions	115
Objective 3. Continue and, as necessary, expand research and management programs to monitor trends and detect natural or human-related causes of change in the northern fur seal stock and habitats essential to its survival and recovery.	115
3.A. Monitor and study changes in fur seal populations	115
3.A.1 Estimate stock vital rates	115
3.A.2 Continue regular counts of adult males and estimates of pup production on St. Paul, St. George, and Bogoslof islands	116
3.A.3 Monitor and study changes in diet, foraging behavior, and physiology	117
3.A.4 Promote joint research and collaborative programs	118
3.B. Improve assessment of the effects of disease	119
3.B.1 Compile and evaluate existing data	119
3.B.2 Determine and mitigate disease effects	119
3.B.3 Continue management programs to prevent disease transmission to fur seals from introduced species	120
3.C. Describe and monitor fur seal habitats and occupancy of those habitats	120
3.C.1 Compile and evaluate available terrestrial habitat-use data	120
3.C.2 Compile and evaluate available at-sea habitat-use, food habits, and available fish resource data	121
3.C.3 Conduct oceanographic and fish surveys related to pelagic fur seal habitat use	122
3.D. Identify and evaluate ecosystem changes	122
3.D.1 Evaluate carrying capacity	122
3.D.2 Continue and regularly evaluate environmental data collected by the Indigenous Sentinels Network for the Pribilof Islands	122
3.D.3 Compile and evaluate existing physical environmental data as it relates to fur seal prey distribution and abundance	123
3.D.4 Select and evaluate appropriate environmental indices	123
3.D.5 Quantify environmental effect on fish stocks and fur seal behavior, foraging, and productivity	124
3.D.6 Ecosystem modeling	124

Objective 4. Coordinate and assess the implementation of the Conservation Plan.	125
4.A. Coordinate implementation of the Conservation Plan	125
4.B. Develop and implement education and outreach programs	125
4.C. Develop and promote international conservation efforts	126
4.C.1 Develop bilateral or multilateral research and conservation agreements	126
4.C.2 Identify and evaluate illegal, unreported, and unregulated fisheries	126
4.D. Enforce existing regulations	127
Implementation Schedule	128
References Cited	135
Appendix I: Co-management Agreement with ACSPI	166
Appendix II: Co-management Agreement with TCSGI	167
Appendix III: Co-management Agreement with AMMC	168

Table of Figures

Figure 1. Wintertime range and breeding sites of northern fur seals. The southern boundary of their range extends across the Pacific Ocean between southern California and Japan. The northern boundary is in the Bering Sea. Northern fur seals seasonally breed on the Pribilofs (St. Paul Island, St. George Island, and Sea Lion Rock), Bogoslof Island, San Miguel Island, South Farallon Islands, the Commander Islands, Kuril Island, and Tuleny (previously Robben) Island..... 18

Figure 2. Arrival, departure, and on land periods by age class for northern fur seals on the Pribilof Islands. In general, one year old males and females remain pelagic and do not return to the Pribilofs until 2 years of age. * indicates that females in this age class arrive approximately 30 days later than males (Bigg 1986); we have no data regarding their departure for winter migration..... 21

Figure 3. Northern fur seal rookeries on St. Paul Island and Sea Lion Rock (inset)..... 23

Figure 4. Northern fur seal rookeries on St. George Island..... 24

Figure 5. Northern fur seal rookeries on Bogoslof Island..... 25

Figure 6. Designation of rookery complexes. Rookeries labeled in the same color are a part of the same rookery complex (figure from Zeppelin and Ream 2006 used with permission)..... 26

Figure 7. (A) Foraging area home ranges of Eastern Pacific stock rookery complexes as described in Zeppelin and Ream (2006) with Bogoslof rookery complex added. (B) Individual rookery complex foraging area home ranges shown with 90% kernel density. 27

Figure 8. Frequency of occurrence (%) of the top three prey items found in scat and spew samples collected from rookeries on St. Paul (n = 1,612), St. George (n = 630), and Bogoslof (n = 306) Islands from 2001-2012 (MML, unpublished data). GBBM = *Gonatopsis borealis/Berryteuthis magister* sp. (squid) and GO = *Gonatus onyx* (squid)..29

Figure 9. Estimated pup production for the Eastern Pacific stock of northern fur seals from 1988–2022. Estimated pup production (dots) with 95% credible interval (bars), average decline for the whole period (blue line), average decline from 2007–2022 (red line), and 95% credible interval for the fitted average decline in each year (shading).....31

Figure 10. Estimated northern fur seal pup production by island from 1988–2022. Estimated pup production (dots) with 95% credible interval (bars), average trend for the whole period (blue line), average trend from 2007–2022 (red line), and 95% credible interval for the fitted average decline in each year (shading)..... 32

Figure 11. Estimated northern fur seal pup production by rookery complex from 1988–2022. Estimated pup production (dots), with 95% credible interval (bars), average trend for the whole period (blue line), average trend from 2007–2022 (red line), and 95% credible interval for the fitted average decline in each year (shading)..... 32

Figure 12. Subsistence harvest of northern fur seals from St. Paul and St. George islands, 1985–2021.....	60
Figure 13. Accidental death of female northern fur seals during subsistence harvest from 1985–2021 for St. Paul and St. George islands.....	61
Figure 14. Bristol Bay commercial salmon fishing districts (excerpted from Elison et al. (2022) and used with permission).....	65
Figure 15. Map of ADFG Salmon Management Area M (all areas within dotted lines). Most of the effort occurs in the Alaska Peninsula Area to the west (excerpted from ADFG (2022) and used by permission).....	66
Figure 16. Prince William Sound management area and commercial fishing districts (excerpted from Botz et al. (2021) and used with permission).....	68
Figure 17. Distribution of 2022 fishing effort by the BSAI flatfish trawl fleet. HCA= habitat conservation area and HCZ = habitat conservation zone.....	69
Figure 18. Catch composition and timing of the BSAI flatfish trawl fishery.....	70
Figure 19. Bering Sea pollock catch by week and sector. The purple bars indicate incidental catch by the non-pelagic trawl fleet. All other colors represent targeted catch by the trawl fleet. ⁹ CDQ = community development quota and ICA = incidental catch allowance.....	71
Figure 20. 2022 B Season Bering Sea pollock trawl directed fishery by catcher processors. ⁹	72
Figure 21. 2022 B Season Bering Sea pollock trawl directed fishery by catcher vessels. ⁹	73
Figure 22. 2022 Pacific cod catch by fixed gear (non-trawl gear) in the Bering Sea/ Aleutian Islands. ⁹ PIHCZ = Pribilof Island habitat conservation zone.....	74
Figure 23. 2022 Bering Sea Aleutian Islands fixed gear (non-trawl) Pacific cod catch. Red and yellow bars (barely visible) represent the directed hook-and-line (longline) fisheries. ICA=incidental catch allowance (non-targeted catch), HAL=hook and line, CP=catcher processor, CV=catcher vessel. <60 and >=60 refer to the vessel length categories in feet.	75
Figure 24. Summary of northern fur seal entanglement on the Pribilof Islands from 1991–2004, from Fowler et al. (1994); Williams et al. (2004); and MML, unpublished data.....	83

Glossary of terms, abbreviations, and acronyms

ABC	Acceptable biological catch
ACLIM	Alaska Climate Integrated Modeling Project
ACSPI	Aleut Community of St. Paul Island
ADEC	Alaska Department of Environmental Conservation
ADFG	Alaska Department of Fish and Game
AFSC	Alaska Fisheries Science Center (NMFS)
AMMC	Aleut Marine Mammal Commission
AMMOP	Alaska Marine Mammal Observer Program
ANO	Alaska Native Organization
ANSEP	Alaska Native Science and Engineering Program
Barabara	Semi-submerged sod house
BOEM	Bureau of Ocean Energy Management
BSAI	Bering Sea and Aleutian Islands
CFR	Code of Federal Regulations
Conservation Plan	Northern Fur Seal Conservation Plan
DDT	Dichlorodiphenyltrichloroethane
DMRs	Discharge Monitoring Reports
ECO	Ecosystem Conservation Office
EEZ	U.S. Exclusive Economic Zone
EM	Electronic monitoring
EPA	Environmental Protection Agency
ESA	Endangered Species Act
FMP	Fishery Management Plan
FR	Federal Register
FSA	Fur Seal Act of 1966
HAB	Harmful algal bloom
Iggadaagix̄	Unangan historical figure who discovered the Pribilof Islands and their fur seal rookeries
Iqyax̄	Traditional Unangan kayak
Isugin	Harbor seals
Laaqudan	Fur seals
MML	Marine Mammal Laboratory (part of the AFSC)
MMPA	Marine Mammal Protection Act
MNPL	maximum net productivity level (50-70 percent of OSP)
NAB	North Aleutian Basin
NBSCRA	Northern Bering Sea Climate Resiliency Area
NPDES	National Pollutant Discharge and Elimination System
NMFS	National Marine Fisheries Service
NPFMC	North Pacific Fishery Management Council

NPFSC	North Pacific Fur Seal Commission
NOAA	National Oceanic and Atmospheric Administration
OCP	Organochlorines
OFL	Overfishing level
OLE	NOAA Office of Law Enforcement
OSP	Optimum sustainable population
PBDE	Polybrominated diphenyl ethers
PBR	Potential biological removal
PCB	Polychlorinated biphenyls
PDV	Phocine distemper virus
POP	Persistent organic pollutants
Pribilofs	Pribilof Islands; a collective term for St. Paul Island, St. George Island, Walrus Island, and Otter Island
Qawan	Steller sea lions
TAC	Total allowable catch
Tanam Amgiġnaan	Indigenous Sentinel Network
Tanax' Amix'	"Land of Mother's Brother", traditional Unangan name for the Pribilof Islands, currently used to refer to St. Paul Island
TCSGI	Traditional Council of St. George Island
U.S.C.	United States Code
UAS	Uncrewed Aircraft Systems
Unangan	Plural of Unangax'
Unangam Tunuu	Language of the Unangax' of the Aleutian and Pribilof Islands
Unangax'	People of the Sea, Aleut Peoples (singular)
USFWS	U.S. Fish and Wildlife Service
VHF	Very High Frequency radio signals (type of tag)
ZMRG	Zero mortality rate goal

Executive Summary

In 1988, the northern fur seal (*Callorhinus ursinus*) or “laaqudan” in Unangam Tunuu (the native language of the original inhabitants of the Pribilof Islands) was designated as depleted on the Pribilof Islands (Pribilofs), Alaska, under the Marine Mammal Protection Act (MMPA) of 1972. The MMPA defines a species, population, or stock as depleted if it is below its optimum sustainable population (OSP) level, or is listed as endangered or threatened under the Endangered Species Act (ESA). The lower bound of OSP for northern fur seals is estimated to be at least 60 percent of the carrying capacity level. The northern fur seals on the Pribilofs were designated as depleted because they had declined to less than 50 percent of levels observed in the late 1950s, and no compelling evidence suggested that carrying capacity had changed substantially since that time (53 FR 17888, May 18, 1988).

Amendments to the MMPA on November 23, 1988, directed the Secretary of Commerce to develop a Northern Fur Seal Conservation Plan (hereafter, Conservation Plan) for the purpose of "conserving and restoring the species or stock to its optimum sustainable population" (16 United States Code (U.S.C.) 1383b(b)). The plan was required to include information on the status of northern fur seals on the Pribilofs, possible causes of declines, threats to the species, critical information gaps, and research and management recommendations for meeting the objectives of the plan. Accordingly, the National Marine Fisheries Service (NMFS) published its first Conservation Plan for the Pribilof Islands population of northern fur seals in 1993 (NMFS 1993).

In 1995, NMFS published the first stock assessment reports (per MMPA section 117), and described the Eastern Pacific stock of fur seals to include the population on Bogoslof Island (Small and DeMaster 1995). The Eastern Pacific stock is distinguished from populations on islands in the western Bering Sea, Sea of Okhotsk, and Pacific Ocean using the phylogeographic stock definition. After having acquired substantial new information and with the greater inclusion of the Tribal Governments in management of the stock, NMFS published a revised version of the Conservation Plan in 2007 (NMFS 2007a).

Significant marine ecosystem changes are occurring, including increased air and sea surface temperature, and changes to distribution and thickness of annual sea ice. These physical oceanographic characteristics influence primary and secondary biological oceanographic processes that impact recruitment and distribution of important fur seal prey needed for reproduction (Siddon 2022; Wildes et al. 2022). Since the revision of the Conservation Plan in 2007, NMFS has studied and supported studies of numerous aspects of the biology, physiology, and ecology of northern fur seals that have advanced our understanding of the stock and addressed many of the conservation actions identified. The advancements of bio-logging technology and biogeochemistry analysis have given researchers the ability to map marine foraging areas, characterize aspects of

diving behavior, and assess relationships to fur seal diet. These studies have improved our understanding of the potential interactions with and effects of commercial fisheries and other human activities on the habitat used by fur seals. Management changes since 2007 include significant modifications in 2014 (79 FR 45728, August 6, 2014) and 2019 (84 FR 52372, October 2, 2019) to the regulation of the subsistence use of northern fur seals on the Pribilofs, and advancement of co-management to address in-season subsistence use decisions with our tribal partners. Marine debris clean-ups, fur seal entanglement response, and fur seal habitat use are also co-managed with our tribal partners.

NMFS Alaska Regional Office reviews the content of the Conservation Plan every five years and determines whether a revision is necessary. In 2013, NMFS determined that the changes to the subsistence use regulation for St. George and St. Paul were a higher staff priority than revision to the Conservation Plan. Those regulatory changes were completed in 2020 and thereafter, NMFS began the process to revise the Conservation Plan. Substantial new information in this current draft revision reflects the continued evolution of tribal co-management relationships, identification and interpretation of important research, and continued management of human activities that are thought to affect the Eastern Pacific stock. NMFS has prepared this revised Conservation Plan with valuable input from our co-management partners—the Aleut Community of St. Paul Island (ACSPI) and the Traditional Council of St. George Island (TCSGI). As northern fur seals and culture surrounding their subsistence use are paramount to Pribilovian (people of the Pribilofs) identity, we place great emphasis on incorporating Unangan indigenous knowledge to strengthen our understanding and management of the species. We have incorporated Unangam Tunuu language in relation to northern fur seals and Pribilovian culture where appropriate, and will strive to continue and expand this practice in management documents moving forward. This document should serve as a guide for stakeholders to assist in the implementation of conservation actions.

Commercial exploitation of female fur seals played a significant role in the major declines in historic abundance of northern fur seals in the Pribilofs (Roppel and Davey 1965; York and Hartley 1981). However, commercial exploitation ended in 1984, four years before the depleted designation, and the Eastern Pacific stock has continued to decline in recent decades. In 1992, just before the publication of the first Conservation Plan, the population estimate for the stock was 982,000 seals. The latest population estimate in the 2021 Stock Assessment Report was 626,618 seals (Muto et al. 2022). The stock decline has been largely driven by a population decline on St. Paul Island, as the St. George Island and Bogoslof Island populations have been stable or increasing over the past two decades. In addition to stock and island trends, rookeries in close geographic proximity with similar diet and foraging patterns have been suggested as possible units of the population (i.e., rookery complex, Robson et al. 2004; Zeppelin and Ream 2006) that exhibit distinct trends in abundance.

This draft revised Conservation Plan reviews and assesses the known and possible factors influencing northern fur seals in Alaska. Natural factors influencing the population include trauma and starvation, disease and parasitism, predation, and environmental change. Human-related factors that may influence the population include direct and indirect effects of commercial fishing, marine debris, vessel activity, aircraft traffic, construction, pollution (or environmental contaminants), seafood processing discharges, and oil and gas activities. Subsistence harvest levels are currently well below levels believed to influence the abundance of northern fur seals on the Pribilofs (Muto et al. 2022).

As discussed in the 2007 Conservation Plan, four objectives are proposed to conserve and restore the Eastern Pacific stock of northern fur seals to its OSP level, consistent with the 1988 amendments to the MMPA:

1. Identify and reduce human caused mortality of the Eastern Pacific stock of northern fur seals.
2. Assess and avoid or mitigate adverse effects of human related activities on or near the Pribilof Islands and other habitat essential to the survival and recovery of the Eastern Pacific stock of northern fur seals.
3. Continue and, as necessary, expand research and management programs to monitor trends and detect natural or human-related causes of change in the northern fur seal stock and habitats essential to its survival and recovery.
4. Coordinate and assess the implementation of the Conservation Plan.

The primary goal of this draft revised Conservation Plan is to facilitate recovery of the Eastern Pacific stock of northern fur seals until the population abundance levels above OSP. NMFS recognizes that as of the writing of this plan, the stock is declining, and that stopping this decline is of the utmost importance. Meeting the goal of recovery to OSP and declassification from depleted status may take many decades. The shared resources and cooperative involvement of federal and state agencies, ACSPI, TCSGI, fishing industry representatives, academia, non-governmental organizations, and other stakeholders will be required to achieve recovery.

Introduction

NMFS designated the Pribilof Islands northern fur seal population depleted on 18 May 1988 (53 FR 17888, May 18, 1988) because it had declined to less than 50 percent of levels observed in the late 1950s and no compelling evidence suggested that the northern fur seal carrying capacity of the Bering Sea had changed substantially since the late 1950s. The MMPA defines the term "depletion" or "depleted" (16 U.S.C.1362 (1)) as meaning any case in which:

- A. the Secretary of Commerce, after consultation with the Marine Mammal Commission and the Committee of Scientific Advisors on Marine Mammals, determines that a species or population stock is below its optimum sustainable population;
- B. a State, to which authority for the conservation and management of a species or population stock is transferred under section 1379 of this title, determines that such species or stock is below its optimum sustainable population; or
- C. a species or population stock is listed as an endangered species or a threatened species under the Endangered Species Act of 1973 (16 U.S.C. 1531).

Optimum sustainable population (OSP) is defined as a range of population levels from the largest supportable within the ecosystem (i.e., carrying capacity) to the population level that results in maximum net productivity (50 CFR 216.3). Maximum net productivity is the greatest net annual increment in population numbers or biomass resulting from additions to the population due to reproduction and/or growth less losses due to natural mortality (50 CFR 216.3). Amendments to the MMPA on November 23, 1988 (Public Law 100-711) directed the Secretary of Commerce to develop a Conservation Plan for the northern fur seal (*Callorhinus ursinus*). Conservation Plans identify specific management actions that must be taken to ensure that the species of concern recovers to the point that it is no longer depleted. Conservation plans also serve as advisory documents to identify conservation threats and to recommend research and management actions to promote recovery. The Senate report accompanying the 1998 amendments (Senate 100-592, October 7, 1998) further stated that conservation plans include the following essential elements:

- 1. An assessment of the status of the stock;
- 2. A description of the causes of any population declines or loss of essential habitat, including rookeries, beaches, and offshore foraging habitats;
- 3. An assessment of existing and possible threats to the species or its habitat;
- 4. A discussion of critical information gaps;
- 5. A description of research and management to be undertaken to meet the objectives of the plan; and

6. An implementation schedule of the proposed action to promote recovery activities.

NMFS published the first Northern Fur Seal Conservation Plan in 1993 (NMFS 1993). In 2007, NMFS revised of the Plan to incorporate substantial new information and account for changes in the management structure to include co-management agreements with the Tribal Governments (72 FR 73766, December 28, 2007). NMFS has now prepared a draft second revision to include additional new information and changes in subsistence harvest regulations; the Plan will continue to be revised at regular intervals as new information is accumulated, management actions are evaluated, and population status changes.

The decline in fur seal abundance that has occurred since the 1950s is similar to the decline in Steller sea lion (*Eumetopias jubatus*) abundance throughout the Gulf of Alaska and Bering Sea (Merrick et al. 1987; Sease and Gudmundson 2002) in that causes cannot be easily identified due to the ecological complexity of the problem and lack of a continuous time-series of relevant biological data (e.g., population vital rates). Changing trends in fur seal abundance cannot be explained solely as a result of past commercial sealing practices or other known sources of human-caused mortality (Fowler 1985; Trites and Larkin 1989; Trites 1992; Towell 2007). Some of the decline can be explained by the on-land harvesting in the 1950s-1970s specifically directed to reduce the female population, as well as at-sea sealing conducted for scientific study (York and Hartley 1981). This draft Plan details our efforts since the publication of the 2007 version of the Conservation Plan to understand other factors that may be contributing to this decline.

Northern fur seals are colonial breeding pinnipeds that exhibit strong site fidelity and currently breed on a few islands in the North Pacific Ocean and Bering Sea. They have a long life span, delayed reproductive maturity, segregation and philopatry, high density aggregations, no individual markings, and complicated site-specific foraging. Research and management of northern fur seals is constrained by their specific life history and ecology.

Effective management depends on a reasonable understanding of northern fur seals' interaction with human activities. Our incomplete understanding of northern fur seal ecology increases our uncertainty and confounds efforts to implement appropriate management measures to positively affect fur seal recovery.

Today about 45 percent of the worldwide population of fur seals is found on the Pribilof Islands (Gelatt et al. 2015), which has decreased from 74 percent in 1995 (Small and DeMaster 1995), indicating that there has been a redistribution of northern fur seals worldwide. Regular abundance estimation is critical to identifying individual population trends and understanding fur seal distribution. The integration of comprehensive population abundance estimates with concurrent behavioral and ecological studies gives researchers and managers the opportunity to gain insight into the mechanisms that may be influencing changes in the distribution and abundance of the entire population. Fur seal population vital rate studies on the Pribilof Islands were initiated in 2008, but our

understanding is still incomplete. The long life of northern fur seals necessitates long-term studies to estimate age- and sex- specific survival. Historic estimates of survival and reproduction by sex and age class are not appropriate to use on a declining population with low on-land mortality. Estimating survival and reproduction of breeding and non-breeding fur seals will be an important aspect to evaluate possible mechanisms underlying the current population decline on St. Paul Island and increase on St. George Island.

To evaluate the trend and status of the Eastern Pacific stock of northern fur seals, NMFS has counted adult males and estimated the number of pups born every other year on St. Paul and St. George Islands to create a significant data record. The population breeding on Bogoslof Island has been monitored and studied intermittently since fur seals were first observed breeding there in 1980, which has provided unique insight into the potential growth of a segment of the stock. The marine and terrestrial habitat constraints experienced by fur seals breeding on Bogoslof Island (an active submarine stratovolcano) are different than those experienced by fur seals breeding on the Pribilof Islands (situated on the continental shelf). NMFS has also studied various aspects of the life history San Miguel fur seals, and these studies and have contributed to our understanding fur seal ecology across the range of habitats were they reside. Fur seal populations breeding in the western Pacific Ocean and Bering Sea have also been studied and will help us understand the full diversity of fur seal ecology and the potential for recovery of the Eastern Pacific stock. It is important that relevant programs continue, data be analyzed and interpreted, and the information from all studies continue to be made available to stakeholders in a timely manner.

NMFS manages numerous human activities known or suspected to influence fur seals. Commercial fishery interactions, entanglement in marine debris, and subsistence use are the primary manageable or quantifiable sources of human-caused mortality to the northern fur seal population. Fishery interactions can include direct bycatch, while indirect effects are more difficult to detect. Since the cessation of the commercial harvest of fur seals on the Pribilof Islands (in 1972 on St. George Island and 1984 on St. Paul Island), local residents have harvested and hunted fur seals to meet their subsistence needs. Pribilovians have taken fewer than 1,000 juvenile male fur seals annually since 2000. Other manageable human caused threats include oil spills, chronic pollution, collisions, habitat degradation, and harassment. Environmental factors such as pollution or climate change may also influence fur seal health and behavior, and ultimately their survival and reproductive rates.

Appropriate management is predicated on understanding the contribution of human and natural influences on the Eastern Pacific stock of northern fur seal, and on managing those human influences using the best available science. NMFS recommends continuation of ongoing research and development of new programs designed to improve our understanding of fur seal ecology, to provide a basis for management actions and monitor the response of fur seals to those actions, and to identify new conservation

needs. It will take many more years before we understand the role of most human and natural factors that influence the population. NMFS anticipates continuation of co-management of subsistence use as well as ecosystem-based fisheries management incorporating contemporary fur seal consumption estimates of commercial and non-commercial species.

Description

Taxonomy

The northern fur seal (*Callorhinus ursinus*) belongs to the Order Carnivora, Suborder Pinnipedia, Family Otariidae, and Subfamily Otariinae. The family contains the extant genera *Arctocephalus*, *Callorhinus*, *Eumetopias*, *Neophoca*, *Otaria*, *Phocarctos*, and *Zalophus*. The genus *Callorhinus* contains one species, the northern fur seal (Rice 1998). Little evidence of genetic differentiation among breeding sites has been found (Rice 1998; Ream 2002; Dickerson et al. 2010), but for management purposes, 5 stocks (populations) of northern fur seals are recognized that breed on at least 6 island groups in the North Pacific: 1) the Eastern Pacific stock which includes the Pribilof Islands and Bogoslof Island; 2) the California stock located off the coast of southern California on San Miguel Island; 3) the Commander Islands stock (Russia); 4) the Kuril Islands stock (Russia); 5) and the Tyuleny (formerly Robben) Island stock in the Okhotsk Sea (Russia) (Figure 1). Stock designation is based principally on geographic separation during the breeding season (Dizon et al. 1992), but considerable interchange of individuals takes place among rookeries; therefore, northern fur seals are considered one biological species. This Conservation Plan pertains to the Eastern Pacific stock, with relevant information from other stocks included. Unless noted otherwise, all references to fur seals in this document are to northern fur seals.

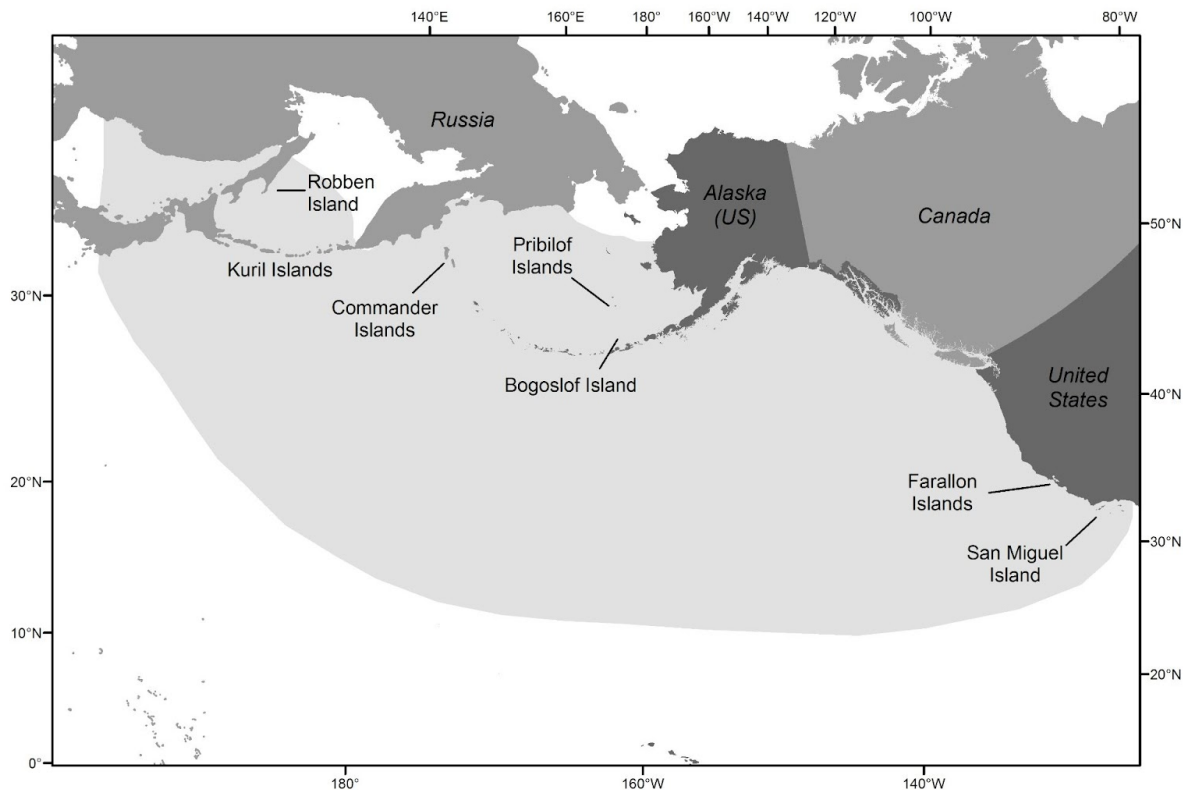


Figure 1. Wintertime range and breeding sites of northern fur seals. The southern boundary of their range extends across the Pacific Ocean between southern California and Japan. The northern boundary is in the Bering Sea. Northern fur seals seasonally breed on the Pribilofs (St. Paul Island, St. George Island, and Sea Lion Rock), Bogoslof Island, San Miguel Island, South Farallon Islands, the Commander Islands, Kuril Island, and Tuleny (previously Robben) Island.

Appearance

Northern fur seals have a stocky body, small head, very short snout, and extremely dense fur (46,500 fibers/cm²) that ends at the wrist lines of their flippers (Scheffer 1961). Their flippers are the longest in the Otariidae family. Their hind flippers can measure up to one-fourth of their total body length. Their fore flippers are incredibly strong allowing them to walk or run on all four flippers. Northern fur seals exhibit sexual dimorphism, such that adult males are 2-4 times larger than adult females (Gentry 1998). The average mature male is 6.5 feet (2.0 m) long and weighs 410 pounds (186 kg), while the average female is 4.2 feet (1.3 m) long and weighs 91 pounds (41.3 kg) (Scheffer and Wilke 1953). At birth, pups weigh 3–4 pounds (1.4–1.8 kg) and are 12–14 inches (30–36 cm) long (Elliott 1882).

Pups are uniformly black until they molt to a silver-gray at around three months old. Adult males range in color from red to dark brown to black, and adult females are dark gray or brown on their backs and light gray, silver, or cream on their throat, chest, and stomach.

They have whiskers on their snout, known as vibrissae. Pups are born with black vibrissae that grow throughout their lives and progressively turn white as they age. Adults have prominent white vibrissae.

Life History

Where they live

Northern fur seals primarily occupy two types of habitat: open ocean where they spend most of the year, and rocky or sandy beaches on islands where they seasonally haul out to rest, reproduce, and molt. In the United States, they seasonally breed on six islands in the eastern North Pacific Ocean (San Miguel and Farallon Islands in California) and the Bering Sea (St. Paul Island, Bogoslof Island, St. George Island, and Sea Lion Rock in Alaska) (Gentry 1998; Gelatt et al. 2015). They also breed on the Kuril Islands, Tyuleny (formerly Robben Island), and the Commander Islands in Russia (Gentry 1998; Gelatt et al. 2015). About half of the world's population of northern fur seals breeds at St. Paul Island, St. George Island, and Sea Lion Rock in the Pribilofs (Gentry 1998; Gelatt and Gentry 2018). Non-breeding northern fur seals also haul out on Walrus and Otter islands in the Pribilof Islands.

Reproduction and Lifespan

Males

A male's ability to mate depends on several factors such as body size, fighting ability, size and location of the chosen breeding territory, and skill at interacting with females. Males do not leave the breeding territory to feed, so their ability to fast is crucial. Males remain on their territories an average of 38–46 days (Gentry 1998; Gelatt and Gentry 2018) losing an average of 32 percent of their body mass during that time (Gentry 1998). Those that are successful at breeding are typically at least 10 years old and are able to maintain female breeding partners within their territories. Dominant males are typically capable of competing for breeding opportunities for about one and a half seasons before they are replaced by new males (Gentry 1998). Male northern fur seals may live up to 17 years (Johnson 1968).

Northern fur seals are polygynous; relatively few adult males mate with the available females (Gentry 1998). Very few adult males are required to maintain adequate pregnancy rates across the various breeding areas (Smith and Polacheck 1984), which is why management efforts to support healthy female populations have been of higher priority.

Females

Females generally have their first pup at 4-6 years of age, are in their reproductive prime between the ages of 8 and 13, and are known to be reproductive until at least 23 years of age (Lander 1981; York 1983). They are not selective in their choice of mate, but they do demonstrate preference for specific breeding sites (Gelatt and Gentry 2018). Females will give birth to a single pup within two days of arriving on shore, and mate 3-8 days after that (Peterson 1968; Holt 1986; Gentry 1998). Female fur seals undergo embryonic diapause, meaning the embryo does not immediately implant in the uterus. Implantation is thought to be delayed until after lactation or weaning of her current pup (York and Scheffer 1997). Females nurse their newborn pup for the first 5-7 days (Gentry and Kooyman 1986), go to sea to forage, and then return and find their pup using vocal recognition (Insley 2000). Females nurse their pups during one to two day visits between foraging trips and continue to cycle between land and sea for the remainder of the nursing period (Loughlin et al. 1987). Pups are nursed for about four months until weaning, at which time they leave the breeding site before their mothers to begin foraging independently (Macy 1982; Gentry 1998).

Migration Patterns

Northern fur seals make extensive winter migrations. In the winter and spring, they are pelagic, occupying the Bering Sea, North Pacific Ocean, and Okhotsk Sea. The southern boundary of the fur seal range extends across the Pacific Ocean, between southern California and Honshu Island, Japan, but they are found as far north as the Bering Sea (Kenyon and Wilke 1953)(Figure 1). In the open ocean, concentrations of fur seals may occur near oceanographic features such as eddies, convergence-divergence zones, and frontal boundaries because of enhanced primary production in these areas that aggregates important fur seal prey (Ream et al. 2005; Pelland et al. 2014; Sterling et al. 2014). Adult northern fur seals spend about 80 percent of their time at sea (more than 300 days per year) (Gentry and Holt 1986).

Annually in the spring, most fur seals migrate north to breeding colonies in the Bering Sea. Each sex and age class differs in their arrival and departure times to the islands (Figure 2). Beginning in May, adult male seals return to the breeding islands (Peterson 1965). Pregnant females arrive next on land around mid-June, followed by non-pregnant females (Bartholomew and Hoel 1953; Gentry and Holt 1986; Gentry 1998). Juveniles arrive later in the season (Gentry 1998). Most yearlings remain pelagic and do not return to the breeding islands until they are two years old (Kenyon and Wilke 1953; Gentry 1998).

Territorial males are the first to abandon their breeding sites in August and migrate to their winter foraging grounds in the Bering Sea and North Pacific Ocean along the Aleutian Islands (Bartholomew and Hoel 1953; Kajimura 1984; Loughlin et al. 1999). Pregnant adult females begin their winter migration in November and generally travel to either the central North Pacific Ocean or to offshore areas along the west coast of North America to feed (Lander and Kajimura 1982; Bigg 1990; Ream et al. 2005). By about 125

days old, pups have weaned and they begin to leave the Pribilofs between late October and early November (Ragen et al. 1995; Goebel 2002; Baker 2007; Lea et al. 2009; Pelland et al. 2014; Zeppelin et al. 2019). The small proportion of yearlings that do return to the Pribilofs during the breeding season depart in mid-November (Zeppelin et al. 2019). By December, almost all fur seals have left the Pribilofs for the season and will repeat this migration annually.

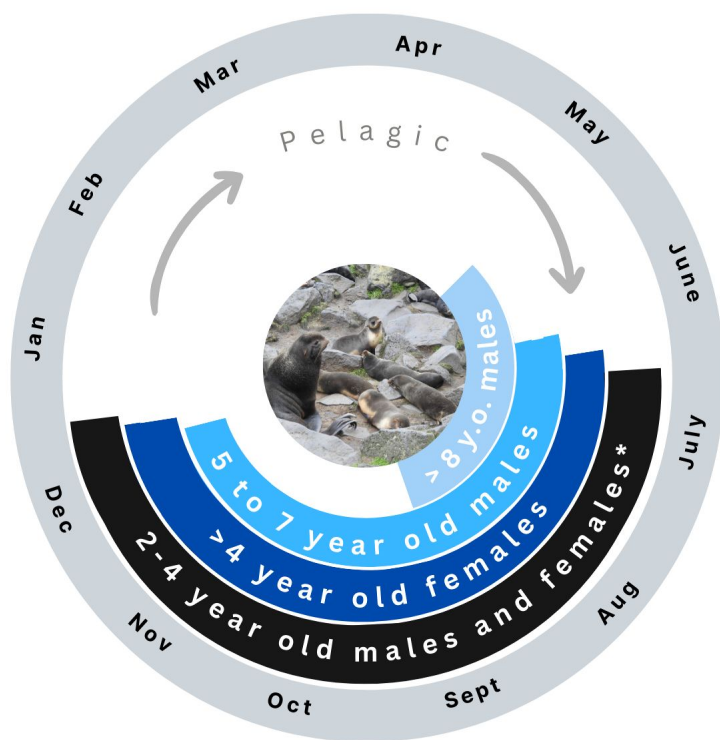


Figure 2. Arrival, departure, and on land periods by age class for northern fur seals on the Pribilof Islands. In general, one year old males and females remain pelagic and do not return to the Pribilofs until 2 years of age. * indicates that females in this age class arrive approximately 30 days later than males (Bigg 1986); we have no data regarding their departure for winter migration.

Habitat Use

The Pribilof Islands and Bogoslof Island are currently important terrestrial habitats for northern fur seal populations, where they congregate for about six months each year for pupping, mating, and rearing of pups. Fur seals often return to the site where they were

born (Baker et al. 1995) and segregate into either breeding or resting areas (Gentry 1998).

Areas that are used for breeding are called rookeries and areas that are used for resting (non-breeding) are called hauling grounds. There are 13 rookeries on St. Paul Island (Figure 3) and 6 on St. George Island (Figure 4) (Gentry 1998). The number and location of rookeries on Bogoslof Island, an active volcanic island, have varied over time due to its ever changing geology (Figure 5). Drastic geological changes were seen after the most recent eruptions that began in late 2016 and ended by September 2017 (Waythomas et al. 2020). The activity dramatically increased the terrain and size of the island, as well as the distribution of fur seals on it (Towell and Ream 2019).

Adult males, or bulls, arrive at the islands to occupy and defend prime breeding territories before the females arrive (Bartholomew and Hoel 1953; Gentry 1998). The typical structure of fur seal terrestrial habitat includes a central area occupied by breeding males and females, surrounded by territorial adult males without females (Bartholomew and Hoel 1953). Adult males exclude juvenile males from the breeding areas. Instead, these juveniles congregate in separate areas on land called hauling grounds, typically behind or adjacent to the breeding areas (Bartholomew and Hoel 1953; Gentry 1998). Once the territorial males abandon their breeding sites, non-territorial males may occupy these same areas, although the vast majority of adult females have already mated (Bartholomew and Hoel 1953).

During the summer breeding season, fur seals from the Pribilofs and Bogoslof rely on prey resources in the surrounding waters, including the Bering Sea basin and continental shelf habitats. Diet and telemetry studies found that rookeries on the Pribilofs are grouped into rookery complexes based on differing foraging habitat (Figure 6 and Figure 7)(Robson 2001; Robson et al. 2004; Zeppelin and Ream 2006; Call et al. 2008; Kuhn et al. 2014b). Foraging areas can extend over 600 km from the rookery with juvenile males and non-lactating females traveling further than females with dependent pups (Loughlin et al. 1987; Goebel et al. 1991; Sterling and Ream 2004). Prior to the winter migration but after abandoning territories, adult males will also spend some time foraging in the Bering Sea, concentrating in shelf waters ranging from 100 to 250 m (Loughlin et al. 1999; Sterling et al. 2014). Increased foraging effort is often found to be associated with oceanographic features that are known to concentrate prey, including fronts, strong thermoclines, and eddies (Sterling 2009; Kuhn 2011; Nordstrom et al. 2013a). Diving behavior, which varies from short shallow dives (<10 m) to longer, deep dives to the bottom (>100 m), is influenced by foraging location, prey species, and the distribution and abundance of prey (Gentry and Kooyman 1986; Goebel et al. 1991; Gentry 1998; Goebel 2002; Sterling and Ream 2004; Kuhn et al. 2014a; Kuhn et al. 2014b).

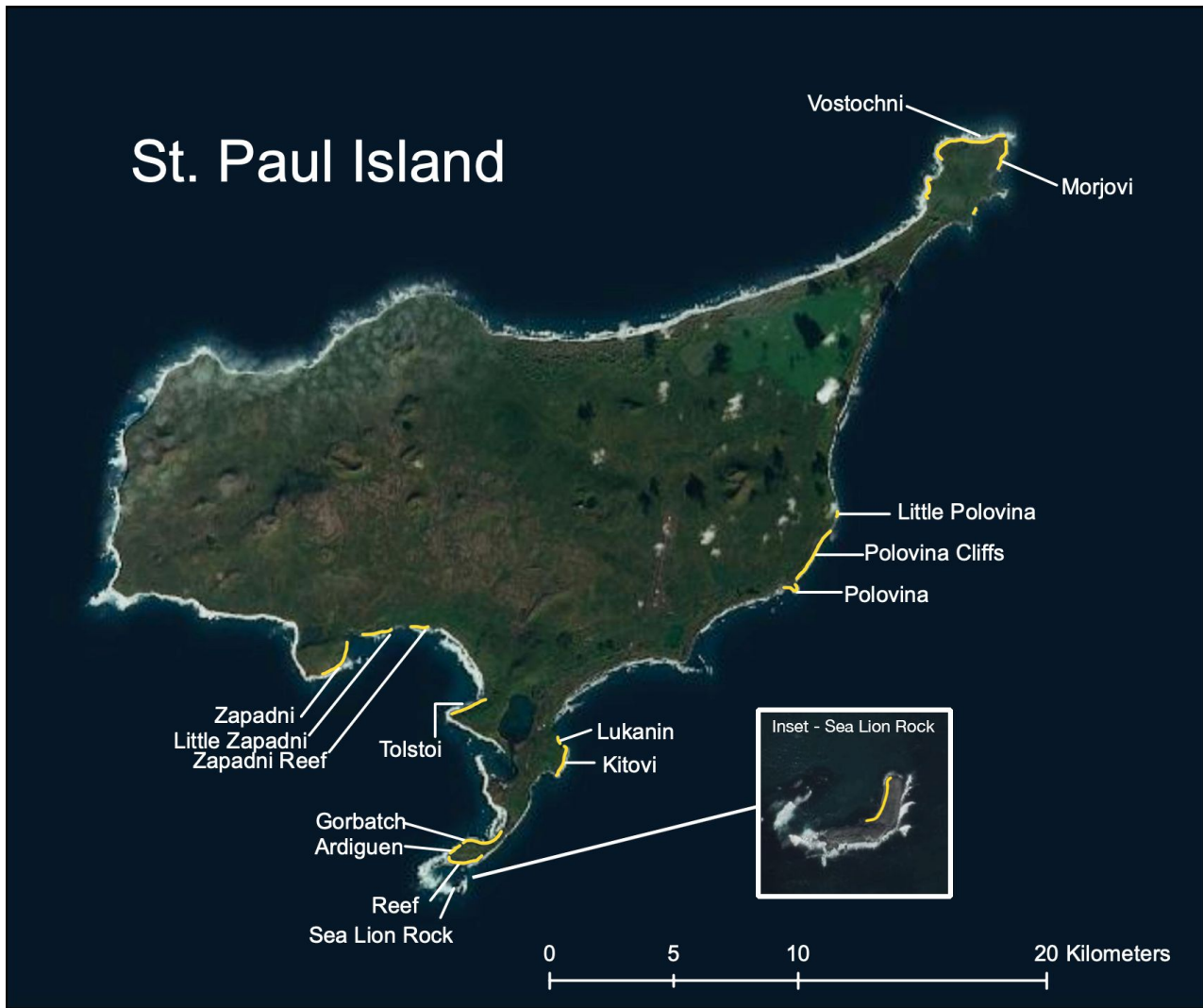


Figure 3. Northern fur seal rookeries on St. Paul Island and Sea Lion Rock (inset).

St. George Island

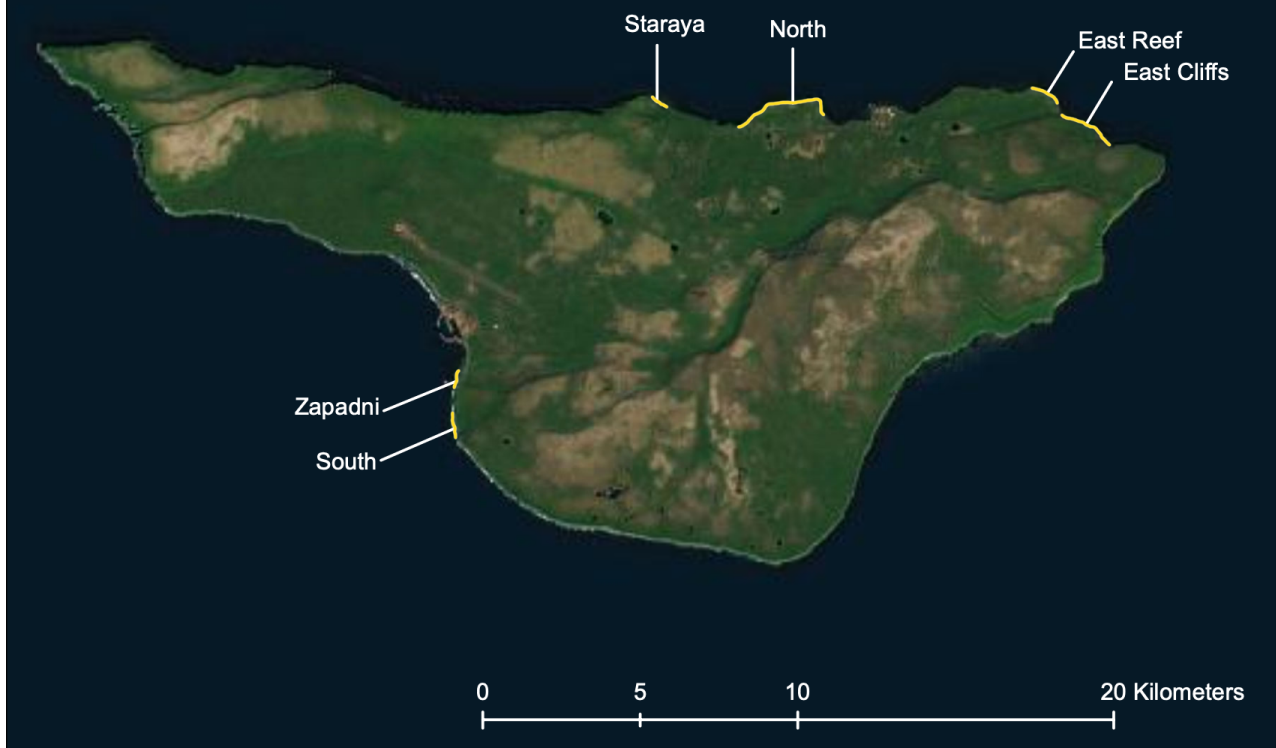


Figure 4. Northern fur seal rookeries on St. George Island.




Figure 5. Northern fur seal rookeries on Bogoslof Island.

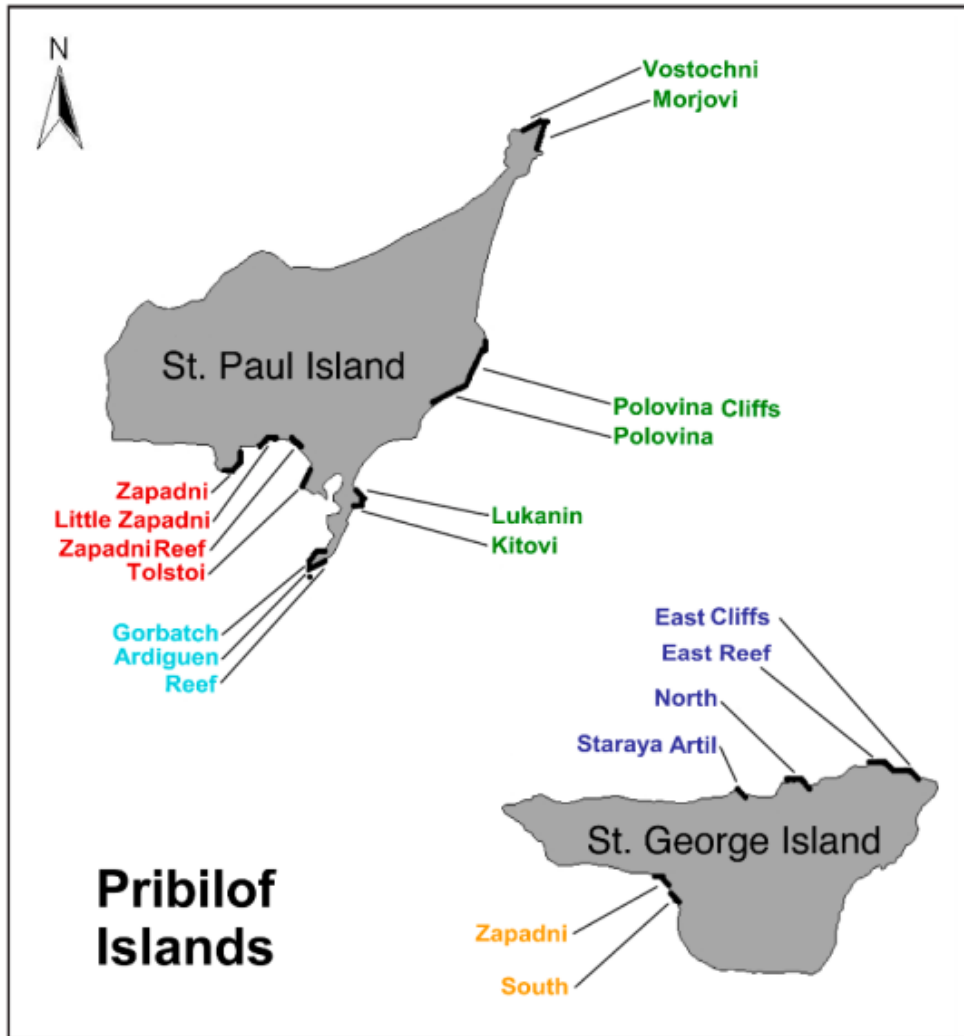


Figure 6. Designation of rookery complexes. Rookeries labeled in the same color are a part of the same rookery complex (figure from Zeppelin and Ream 2006 used with permission).

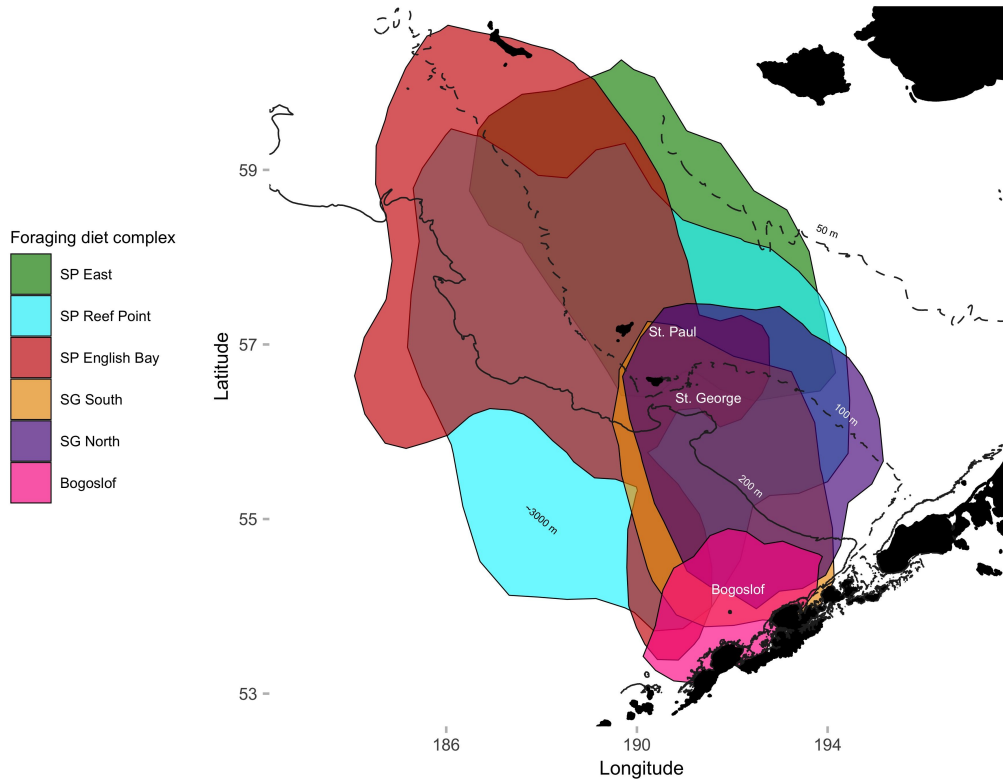
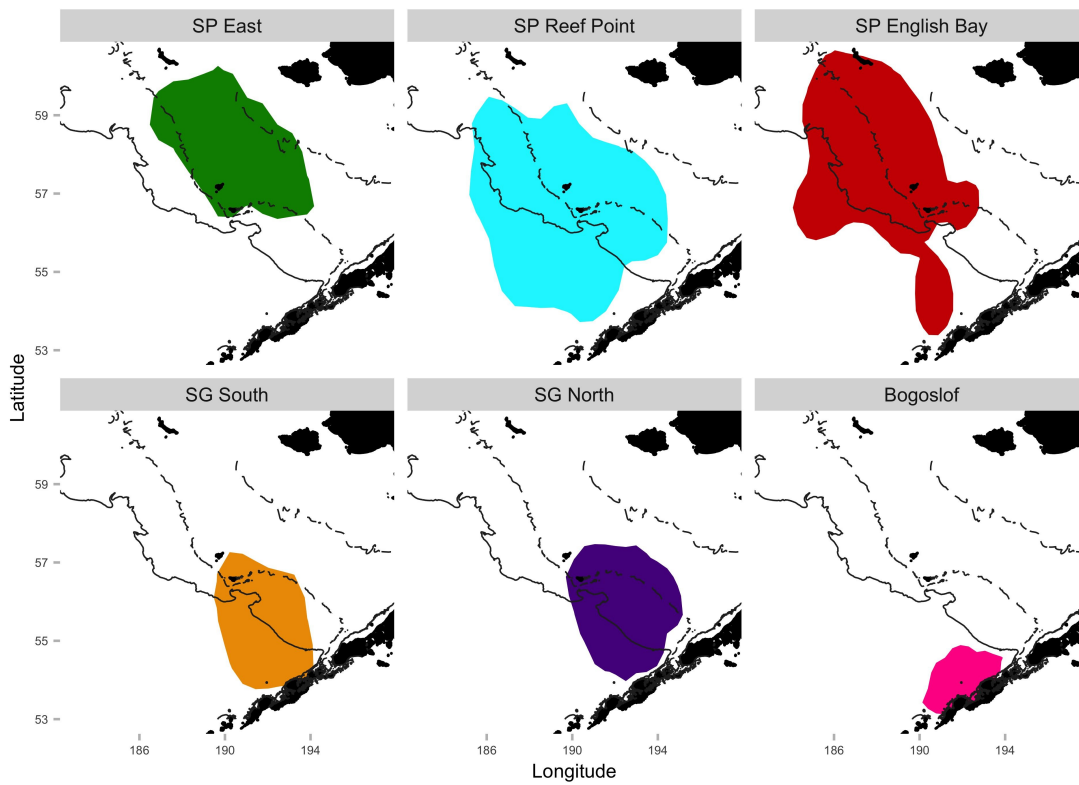
A**B**

Figure 7. (A) Foraging area home ranges of Eastern Pacific stock rookery complexes as described in Zeppelin and Ream (2006) with Bogoslof rookery complex added. (B) Individual rookery complex foraging area home ranges shown with 90% kernel density.

Diet

Most of the historic fur seal diet information comes from prey identified in the stomachs of fur seals collected during pelagic and scientific sealing operations in the Bering Sea and North Pacific Ocean. Early published descriptions of fur seal diet in the Bering Sea found that fur seals consumed walleye pollock (*Gadus chalcogrammus*; hereafter pollock), squid, and northern smoothtongue (*Leuroglossus schmidti*, also called “seal fish”) (Lucas 1899). Annual collections of hundreds to thousands of fur seals from 1958 to 1974 revealed variation in diet across the geographic range of the Eastern Pacific stock (Kajimura 1984; Perez and Bigg 1986). In the southeast Bering Sea, when seals were collected on the Bering Sea shelf their stomachs contained mostly pollock, gonatid squids (family Gonatidae), and capelin (*Mallotus villosus*). When seals were collected off-shore on the Bering Sea slope or offshore in deep pelagic waters deep-sea smelts (family Bathylagidae) and squids were often found in their stomachs. During winter, fur seal diet transitioned from primarily Pacific herring (*Clupea pallasii*) in the Gulf of Alaska, British Columbia, and Washington to northern anchovy (*Engraulis mordax*) in California.

Diet information is currently obtained using a variety of methods including identification of prey hard parts (e.g., otoliths, bones, squid beaks) recovered from fecal samples (scats) and regurgitations (spews), stable isotopes, fatty acids, and genetic analysis (Antonelis et al. 1997; Goebel 2002; Gudmundson et al. 2006; Zeppelin and Ream 2006; Zeppelin and Orr 2010; Jeanniard-du-Dot et al. 2017). Recent collections have primarily focused on adult females during the summer months at all three breeding islands (St. Paul, St. George, and Bogoslof) in Alaska. Studies indicate that sub-adult male diet is consistent with that of adult females (Call et al. 2008). Adult males are thought to fast during the summer until they abandon their territories in August (Loughlin et al. 1999), and pups may not begin independent foraging until they depart on their first winter migration (Macy 1982). Primary prey species of adult females include juvenile and adult pollock, gonatid squid, northern smoothtongue, Pacific sandlance (*Ammodytes hexapterus*), and salmonids (*Oncorhynchus* spp.) (Zeppelin and Ream 2006; Zeppelin and Orr 2010). The occurrence of these prey species varies by island and rookery complex (Figure 8). In addition to hard part analysis, stable isotope and fatty acid analysis of fur seal tissues also indicate differences in prey consumed by breeding colony (Zeppelin et al. 2015). Differences in diet are associated with the physical environment surrounding the islands (Antonelis et al. 1997). Pollock is the predominant prey species for St. Paul fur seals that forage over the Bering Sea shelf, while Bogoslof and St. George fur seals foraging in the Bering Sea basin consume less pollock and higher concentrations of northern smoothtongue and gonatid squid (Zeppelin and Ream 2006; Zeppelin and Orr 2010). Within St. Paul and St. George islands, diet differences between rookery complexes indicate further partitioning of prey resources (Zeppelin and Ream 2006).

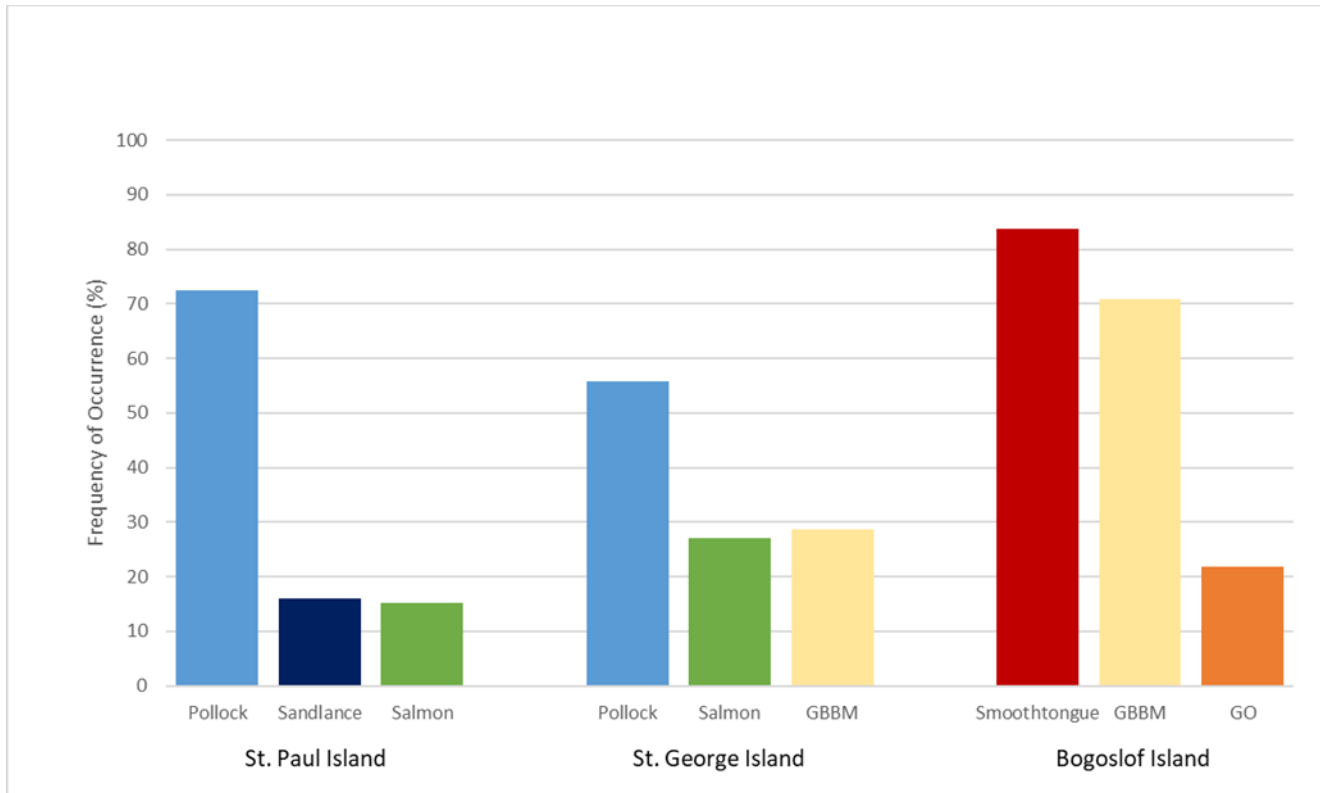


Figure 8. Frequency of occurrence (%) of the top three prey items found in scat and spew samples collected from rookeries on St. Paul (n = 1,612), St. George (n = 630), and Bogoslof (n = 306) Islands from 2001-2012 (MML, unpublished data). GBBM = *Gonatopsis borealis/Berryteuthis magister* sp. (squid) and GO = *Gonatus onyx* (squid).

Current Trends

Abundance Summary

In 1988, the Pribilof Islands population of northern fur seals was designated as a depleted stock under the Marine Mammal Protection Act (MMPA) because it had declined by more than 50 percent from its estimated population peak of 2.2 million seals in the 1950s (53 FR 17888, May 18, 1988). By 1995, using the phylogeographic stock definition approach proposed by Dizon et al. (1992), NMFS combined the Pribilof Islands and Bogoslof Island populations of fur seals into the Eastern Pacific stock as distinct from the San Miguel Island stock (Small and DeMaster 1995). The fur seal population breeding on Bogoslof Island has dramatically increased since that time (Loughlin and Miller 1989; Kuhn et al. 2014a; Towell and Ream 2019; Muto et al. 2022). Despite continued growth at Bogoslof and a relatively stable population at St. George, declines at St. Paul have continued to drive an overall stock decline for the past 15 years. The most recent estimates, however, provide some indication that the decline may be slowing. The most recent abundance estimate for the Eastern Pacific stock in the 2021 Stock Assessment Report was 626,618 seals (Muto et al. 2022).

Pup Production

The northern fur seal population is estimated based on the number of pups born (pup production). Pups are more reliable to count than adults because they remain on land until they are old enough to begin swimming. A sample of pups are marked, allowed to mix with unmarked pups, and then scientists count samples of pups to estimate the total number of pups (York and Kozloff 1987). As the majority of pups are born on St. Paul and St. George, pup surveys are conducted biennially on these islands and less frequently on Bogoslof Island (Figure 5) and Sea Lion Rock (Figure 3). NMFS estimates pup production by sampling rookeries and combines those estimates to derive abundance by island. However, more recently, rookery complexes have been identified (Robson et al. 2004; Zeppelin and Ream 2006) that exhibit distinct trends, potentially providing greater resolution to our understanding of broader stock trends. Trends in pup production differ between islands, rookery complexes, and rookeries (see Habitat Use section for more details on rookery complexes).

Pup production on the Pribilofs began declining for unknown reasons in the late 1990s (see Towell et al. 2006; NMFS 2007a for details and prior history). Since the depleted designation in 1988, pup production estimates across the Pribilofs have declined at a rate of 2.02 percent per year through 2022 (Figure 9, blue line). From 2007 through 2022 (i.e., the period of the current draft Conservation Plan) the rate of decline slowed to 0.75 percent (Figure 9; red line). St. George pup production declined at a rate of 0.43 percent from 1988-2022, (Figure 10, blue line); however, from 2007-2022 pup production has increased at a rate of 2.83 percent (Figure 10, red line). Pup production on St. Paul, however, has declined at an overall rate of 3.43 percent per year since 1988, slowing only slightly to 3.13 percent from 2007-2022 (Figure 10, blue and red lines, respectively).

In contrast to the Pribilofs, pup production at Bogoslof has grown at an exponential rate since 1988 (Towell and Ream 2012; Kuhn et al. 2014a; Towell and Ream 2019; Muto et al. 2022). The rate of increase reached 9.52 percent, although recent estimates indicate that it slowed to 4.83 percent between 2007 and 2022 (Figure 10; red line). Pup production is estimated biennially on the Pribilofs, and opportunistically at irregular intervals on Bogoslof Island. Therefore, single year increases in the overall stock size (e.g., 2015 and 2019) are the result of obtaining a current pup production estimate from Bogoslof Island when the prior year stock estimate would have been using a significantly lower estimate. Due to the significantly larger size of the population at St. Paul, declines in pup production there have continued to drive the overall stock estimate down over the long term (Muto et al. 2022), although as noted above, this rate of decline has slowed in recent years (Figure 9; red line).

Examining pup production rates at the rookery complex level provides greater resolution regarding these trends. The North and South rookery complexes on St. George have demonstrated similarly stable trends from 1988-2022 (Figure 11). Pup production at all three St. Paul rookery complexes is declining, but with some apparent variation in trends among complexes (Figure 11).

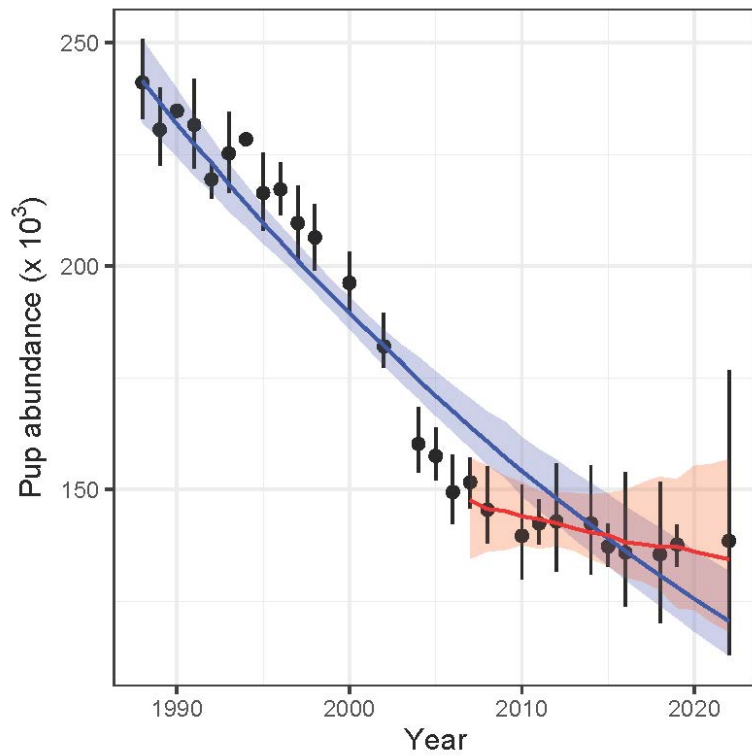


Figure 9. Estimated pup production for the Eastern Pacific stock of northern fur seals from 1988–2022. Estimated pup production (dots) with 95% credible interval (bars), average decline for the whole period (blue line), average decline from 2007–2022 (red line), and 95% credible interval for the fitted average decline in each year (shading).

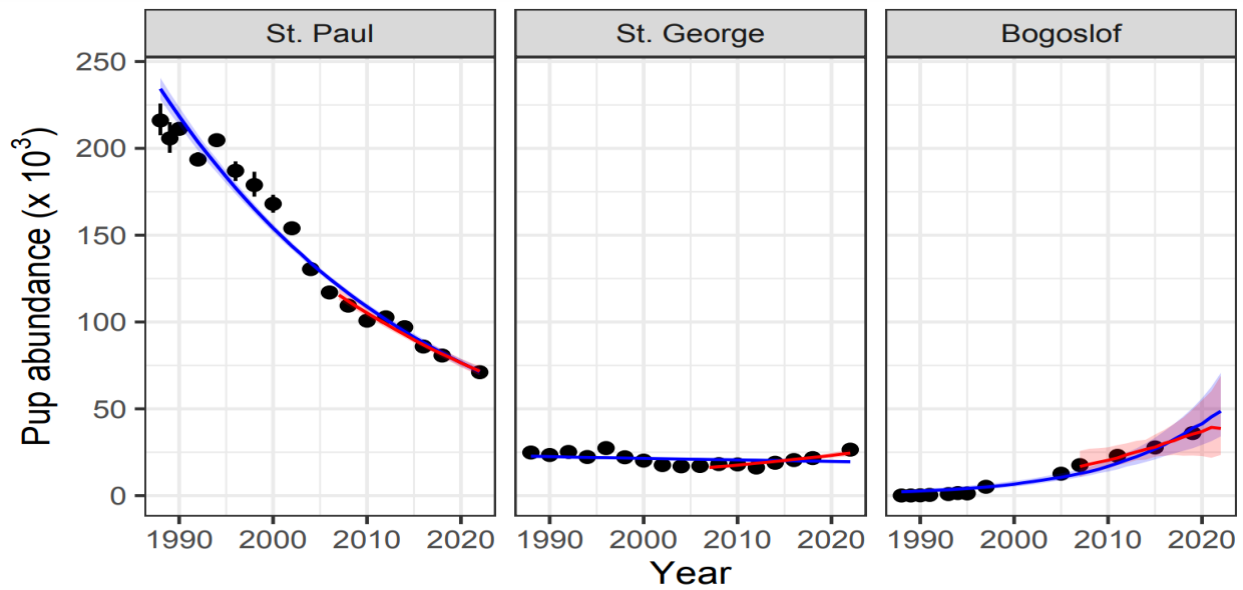


Figure 10. Estimated northern fur seal pup production by island from 1988–2022. Estimated pup production (dots) with 95% credible interval (bars), average trend for the whole period (blue line), average trend from 2007–2022 (red line), and 95% credible interval for the fitted average decline in each year (shading).

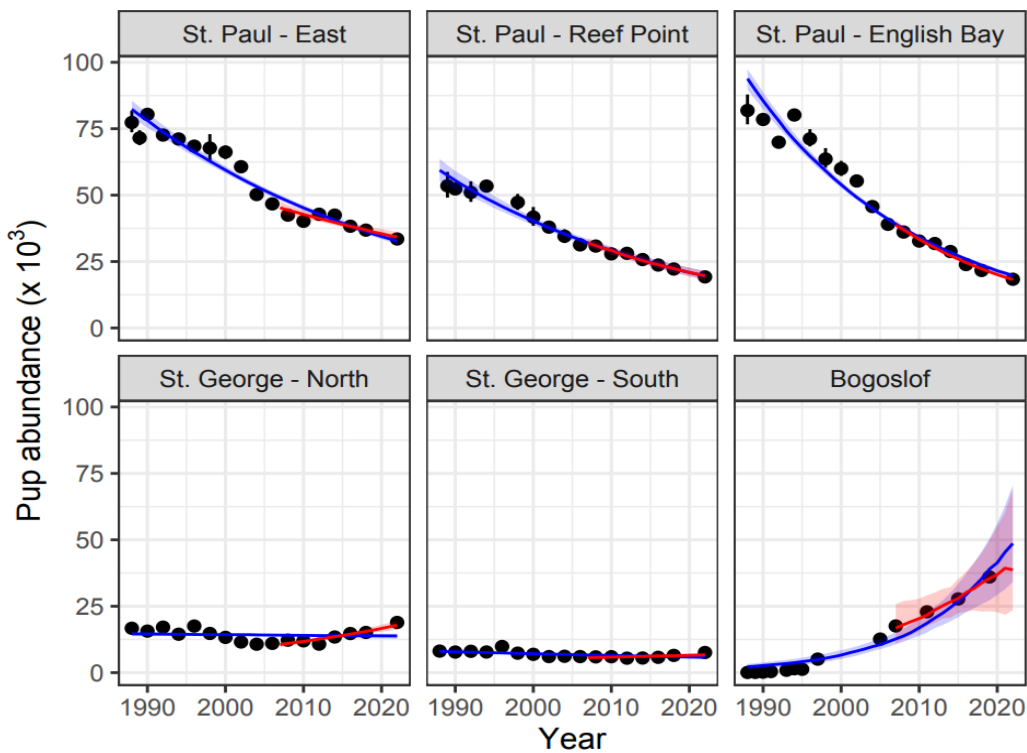


Figure 11. Estimated northern fur seal pup production by rookery complex from 1988–2022. Estimated pup production (dots), with 95% credible interval (bars), average trend for the whole

period (blue line), average trend from 2007–2022 (red line), and 95% credible interval for the fitted average decline in each year (shading).

Pup Mortality

Pup mortality is an important indicator of the reproductive capacity of the fur seal population. During population assessments, NMFS counts dead pups to calculate pup mortality rates when pups are about one month of age, before weaning. Pup mortality in the Pribilofs has remained relatively low at 1.5-6 percent between 1988 and 2022, with no particular trend (Antonelis et al. 1994; York et al. 2000; Testa 2012; Towell et al. 2016; Towell et al. 2022, Towell, personal communication 2023). On Bogoslof Island, pup mortality has also remained low between approximately 2-3 percent from 2005–2019 (Towell and Ream 2012; Kuhn et al. 2014a; Towell et al. 2016; Towell and Ream 2019). NMFS continues to monitor pup mortality rates and is investigating factors that may explain year-to-year variability.

Vital Rates

Vital rates include reproductive, survival, and growth rates. Reproductive and survival rates in the Pribilofs are discussed below; growth rates are discussed within the Pup Health section. Ongoing studies are designed to estimate reproductive and survival rates by marking or tagging individual seals as pups and then observing them throughout their lifetime. NMFS began studying fur seal vital rates through a tag and resight effort on the Pribilofs in 2007. Three rookeries are used for tagging work, including Polovina Cliffs and Zapadni Reef on St. Paul (Figure 3), and South rookery on St. George (Figure 4). These rookeries were chosen as representative examples of the population trends, as well as for their accessibility and other logistical considerations. Reproductive and survival rates have not been measured on Bogoslof Island.

Reproductive Rates

To understand female reproduction rates, pupping rates are studied. Pupping rates are calculated as the proportion of adult females seen annually associated with pups. Estimated pupping rates for studied sites from 2008 through 2014 were high, and comparable to the highest historic estimates (Lander 1981; Testa et al. 2016). At Povolina Cliffs, pupping rates ranged from 0.8-0.9 from 2008-2014, with a significant downward trend. At South rookery, rates from 2010-2014 ranged from 0.80-0.88 with no significant trend (Testa et al. 2016). Testa et al. (2010) used ultrasonography to determine that pregnancy rates prior to the winter migration were also high, estimated at 0.85-0.92. These data suggest that female reproductive rates are not likely contributors to population decline. No additional analyses on female reproductive rates have been conducted since 2016.

Survival Rates

Estimation of fur seal survival rates based on age class are underway, based on tagging initiated in 2010–2011. Early unpublished results suggested little difference in survival between St. George and St. Paul rookeries. These results are incongruous with the divergent abundance trends between islands, and highlight the need for additional investigation of model assumptions.

Pup Health

Heavier than average pups have significantly higher survival (Calambokidis and Gentry 1985; Baker and Fowler 1992; Baker et al. 1994). Because of the implications of mass for pup health, NMFS measures pup mass on the Pribilofs at the end of the breeding season in late August. Results of these studies have shown that males tend to be heavier than females on both St. Paul and St. George, and both male and female pups tend to be significantly heavier on St. George than St. Paul (Towell et al. 2016). The sex ratio over the past few decades has been skewed significantly toward male pups for both islands (Towell et al. 2016).

Northern fur seal pup mass has been linked to maternal foraging trip duration, with lower pup mass resulting from longer foraging trips by their mothers (Springer et al. 2010; Merrill et al. 2021). Springer et al. (2010) compared maternal foraging trip duration and pup growth between St. Paul and Bogoslof during 2005 and 2006, and found that both perinatal and postnatal pup growth rates were faster on Bogoslof than St. Paul. These differences were attributed to longer maternal foraging trips and subsequently fewer foraging bouts by St. Paul females compared to Bogoslof females.

Pup measurements, growth rates, and sex ratios are important indicators of fur seal population health, and in turn can provide insight into broader population trends. Trends in pup health on St. George, St. Paul, and Bogoslof mirror the abundance trends among the three islands, with lower pup mass on St. Paul than St. George, and lower growth rates on St. Paul than Bogoslof. Continuing to monitor pup morphometrics will be an important factor in working toward a better understanding of the declining status of the Eastern Pacific stock of northern fur seals.

Carrying Capacity

Carrying capacity (i.e., maximum sustainable population) is the largest population size that the environment can support under conditions of no harvest (Gerrodette and Demaster 1990). Carrying capacity represents the upper limit the optimum sustainable population (OSP) range, and the lower limit is defined as the maximum net productivity level (50 CFR 216.3). NMFS estimated that the carrying capacity for the Pribilof Islands northern fur seals ranges from 1.8 million seals (Kenyon et al. 1954) to 2.2 million (53 FR 17888, May 18, 1988). Additional analyses suggested that the Pribilof fur seal population might have been closer to 2.1 million during the late 1940s to early 1950s (Briggs and Fowler 1984). NMFS determined the lower limit for fur seals to be 60% of carrying capacity (50 FR 9232, March 6, 1985). As both the upper and lower limit of the OSP are

defined by carrying capacity, it is a critical concept the depleted status (for non-ESA listed stocks).

Fowler and Siniff (1992) discussed the importance of defining and differentiating among “natural carrying capacity”, “current carrying capacity”, and “altered carrying capacity”. Some of the major challenges to assessing the current carrying capacity of a population or stock include determining what influence human activities may have on the “natural carrying capacity”, how to define “altered carrying capacity” at a specific point in time, and what management actions could improve the ecosystem to reach “natural carrying capacity”. These concepts are particularly relevant to northern fur seal ecology because the maximum population sizes in the 1940s and 1950s that were used to represent carrying capacity in the 1988 depleted listing were actually “altered carrying capacity,” since at least 4.5 million fur seals had been removed from the ecosystem by commercial harvesting on the Pribilof Islands from 1868-1955 (NMFS unpublished data). Gerrodette and Demaster (1990) suggested changes in carrying capacity are a more accurate reflection of environmental complexity than assuming a constant estimate of carrying capacity.

The MMPA defines OSP as "the number of animals which will result in the maximum productivity of the population or the species, keeping in mind the carrying capacity of the habitat and the health of the ecosystem of which they form a constituent element (16 U.S.C. 1362(9))." NMFS regulations (50 CFR 216.3) define OSP as

...a population size which falls within a range from the population level of a given species or stock which is the largest supportable within the ecosystem to the population level that results in maximum net productivity. Maximum net productivity is the greatest net annual increment in population numbers or biomass resulting from additions to the population due to reproduction and/or growth less losses due to natural mortality.

The MMPA states that marine mammal species, populations, and stocks should not be permitted to fall below their OSP level (16 U.S.C. 1361(2)). The maximum net productivity level (MNPL) is the lower end of OSP. NMFS determined that MNPL was best expressed as a range of values (generally 50–70 percent of carrying capacity) determined theoretically by estimating what stock size in relation to the original stock size will produce the maximum net increase in population (42 FR 12010, March 1, 1977). MNPL for marine mammals is at least 50 percent of carrying capacity (Eberhardt and Siniff 1977), and may be as high as 80 percent (Fowler 1981; Fowler 1988). NMFS used a mid-range value of 60 percent to determine if a stock of dolphins was depleted in 1977 (42 FR 64548, December 23, 1977) and in a final rule governing the taking of marine mammals incidental to commercial fishing operations in 1980 (45 FR 72178, October 31, 1980). The lower bound of OSP for northern fur seals is also considered to be at 60 percent of carrying capacity (Fowler 1981; 50 FR 9232, March 6, 1985). There is no evidence or new analysis to suggest that 60% of carrying capacity does not represent maximum net productivity level, and this still provides the best available estimate of the lower bound of

OSP. Using the 60% threshold, the lower bound of OSP for the Eastern Pacific stock would be 1,080,000 if carrying capacity was 1.8 million northern fur seals or 1,260,000 if carrying capacity was 2.1 million.

Fowler (1986) stated that given the available data and analyses, it was not possible to clearly determine whether the Pribilof fur seal population was currently at, above, or below carrying capacity levels; whether carrying capacity had changed significantly in the last 2 or 3 decades; or whether the observed population decline was due to declining carrying capacity, increased mortality, or some combination of both. Further complicating a contemporary evaluation of carrying capacity is that the analyses considered in the depleted listing in 1988 and the subsequent Conservation Plan revisions, used data exclusively from St. Paul Island. In order to evaluate whether carrying capacity has changed and, therefore, the estimates of OSP the density dependent relationships and carrying capacity analyses must be refined and updated by the breeding islands or rookery complexes with contemporary data. The analysis of current data from St. George and Bogoslof islands can assist in interpretation of density dependent relationships of these segments of the stock with differential trends in abundance. In addition, the influence of recent increases in sea surface and air temperatures are also related to trends in pup mortality (York 1995, Marine Mammal Laboratory (MML) unpublished data) and may mask predicted density dependent responses used to interpret whether carrying capacity may have changed.

Gerrodette and Demaster (1990) used Goodman's dynamic response analysis (Goodman 1988) and a condition index to evaluate northern fur seal population status. They also determined that the population was below OSP, consistent with that of the depleted listing (53 FR 1788, January 22, 1988), and evidence suggested that carrying capacity was unchanged. Gerrodette and Demaster (1990) also acknowledged that an important unresolved management issue was whether the use of current or historical carrying capacity should be used for making an OSP determination. NMFS has not yet resolved the best approach for OSP determinations based on the various life history strategies among pinnipeds and cetaceans. Fowler and Siniff (1992) used a variant of the approach used by Gerrodette and Demaster (1990); they suggested that carrying capacity might be reduced on the order of 13 percent based on a proportional reduction of mortality estimates from 1911 to 1990. At the time scientists were analyzing northern fur seal data to estimate OSP and carrying capacity, the population was undergoing significant interspecific change due to the cessation of the commercial harvest in 1984. The degree to which male and female northern fur seals competed for resources was also unknown. We now know that juvenile males are important competitors and have significant niche overlap with lactating adult females (Call and Ream 2012). Further, McHuron et al. (2020) estimated that adult males had the highest net energy intake of any segment of the northern fur seal population. The annual consumption of prey for the entire Eastern Pacific stock of fur seals in the five years investigated (1995, 1996, 2004, 2006, 2010) ranged from 255,232-500,039 tons (McHuron et al. 2020). This level of prey consumption for the fur seal stock is significantly higher than previous model estimates (Perez and

McAlister 1993), largely related to recent advances in telemetry, diet, and wild and captive energetic studies.

Carrying capacity estimates for other seasonal occupants of the Bering Sea may provide insight towards the uncertainty in estimating carrying capacity of the Eastern Pacific northern fur seal stock. Schell (2000) suggested that the overall carrying capacity in the Bering Sea declined during the past two decades based on primary and secondary production estimates. A review of pollock fisheries data for the Bering Sea concluded that an increase of juvenile walleye pollock may have resulted in an increase of total pollock (i.e., increased carrying capacity), potentially benefiting foraging northern fur seals (Swartzman and Haar 1983; Swartzman and Haar 1985). More recent estimates of consumption of both juvenile and adult pollock by McHuron et al. (2020) indicate a more dynamic relationship between adult and juvenile pollock and fur seals than indicated by previous investigations.

In today's world, humans have impacts on all ecosystems (Reid et al. 2005), including the Eastern Bering Sea and North Pacific Ocean. Alterations and impacts stemming from climate change, pollution, and fishing are factors that influence single species estimates of carrying capacity and force us to think in terms of the ecosystem's resilience to support higher trophic levels of various species such as fur seals. The carrying capacity for any species is an ecosystem feature determined, in part, by the combined effects of such factors. Springer et al. (2003) hypothesized that commercial whaling altered predator-prey interactions between mammal-eating killer whales and large whales in the Bering Sea, resulting in sequential megafauna collapse of pinniped and sea otter (*Enhydra lutris*) stocks. While subsequent analysis of some of the available data to evaluate the hypothesis suggested continued scientific disagreement (DeMaster et al. 2006; Mizroch and Rice 2006; Trites et al. 2007; Wade et al. 2007; Springer et al. 2008; Wade et al. 2009) there is little doubt that commercial whaling through the early 1970s removed significant biomass and altered the ecosystem. How these ecosystem changes influenced estimates of carrying capacity for top level predators like northern fur seals has not been investigated.

In addition, it is not clear whether or how contemporary fur seal carrying capacity would be adjusted for the annual removal of approximately 64,000 juvenile males from the Pribilof Islands for commercial harvest (see Commercial Exploitation) during the late 1940 to early 1950s when the initial estimates of carrying capacity were derived. It is now known that fur seals consume adult pollock (see Diet) and therefore compete with commercial fisheries. In addition, males compete with adult females for similar prey at similar times and in similar places. There are significantly more juvenile and adult males in the northern fur seal population today relative to the exploited population in the 1940s and 1950s (Towell 2007). Competition among the predators in ecosystems is a natural dynamic, which Fowler (2003) uses as the basis for establishing what is normal and what is abnormal or pathological in the consumption of resources from ecosystems.

Commercial fishing in the Bering Sea removes 10 to 50 times more fish than the amount of fish consumed by fur seals and other predators in that ecosystem (Fowler and Hobbs 2002; Fowler 2003). Managing and balancing human activities in order to restore the fur seal stock to their OSP will require the collaboration and innovation of many stakeholders. In the absence of contemporary estimates of survival of juvenile and adult northern fur seals for representative portions of the stock, re-evaluating carrying capacity is problematic. However, analyzing density dependent relationships for the increasing and decreasing segments may provide insight into whether carrying capacity has changed and whether the abundance of the Eastern Pacific stock remains below OSP.

Commercial Exploitation

The commercial exploitation of fur seals began within a few years of Gavriil Pribylov's arrival on the Pribilof Islands in June 1786. Details of the fur seal harvest and management under Russian occupation can be found in numerous references including Roppel (1984), Roppel and Davey (1965), Gentry (1998), and Scheffer et al. (1984). In summary, from Russian arrival until 1799 individual vessels and crews operated independently on St. Paul and St. George. In 1799, the individual crews were consolidated under the monopoly of the Russian American Company and land-based harvests of fur seals were primarily of pups (Roppel 1984). Within a few decades, "management" measures were implemented (albeit inconsistently) to avoid females, bachelors (i.e., nonbreeding males), and adult males (Roppel 1984). Records from this period are scarce and sometimes conflicting, but during the Russian occupation about 2-4 million fur seals may have been harvested (Roppel 1984; Hanna 2008).

The fur seal population was reportedly thriving and was sustaining an annual harvest of several thousand nonbreeding aged-males when the United States purchased Alaska in 1867 (York and Hartley 1981). Following the purchase of Alaska by the United States, the fur seal commercial harvest ensued from 1868-1869 without restrictions similar to the first 15 years of Russian occupation. Multiple companies arrived on the Pribilof Islands for the 1868 and 1869 seasons and as many as 329,000 seals were killed for their pelts during those two years. In 1869, the Pribilof Islands were set aside as a special reservation for the protection of fur seals as a result of the near unrestricted harvest.

In 1870, the U.S. government issued a 20-year sealing lease to the Alaska Commercial Company. The lease arrangements caused the remaining sealing companies to focus their operations at sea where U.S. jurisdiction was in dispute across the fur seal migratory range. The first lease (1870-1889) was marked by high quotas on land (100,000 males per year) and growth of the pelagic fleet and their catch. The U.S. government issued the subsequent lease to the North American Commercial Company in 1890. During the second 20-year lease (1890-1909), northern fur seals had been overharvested; pelagic sealing catches exceeded the land-based harvest, and the pelagic catch was primarily

adult females (Hanna 2008). The North American Commercial Company never reached the annual land-based pelt quotas (60,000 per year) from the lease due to significant population declines. The history of pelagic sealing (1868-1909), its impact on the fur seal population, and a subsequent treaty that banned pelagic sealing is detailed in Roppel and Davey (1965), Gentry (1998), and Hanna (2008). At the peak of pelagic sealing (1891 to 1900), more than 42,000 fur seals, mostly lactating females, were killed annually in the Bering Sea (Scheffer et al. 1984). The pelagic fleet sold 279,396 skins from 1872-1889 (Rogers 1976). However, the number of skins sold does not account for the total number of seals killed because it is unknown how many seals were struck and lost.

The Fur Seal Treaty of 1911 prohibited pelagic sealing in the North Pacific Ocean by the signatory countries of Great Britain (also signing for Canada), Japan, United States, and Russia. As a result of the treaty, commercial land-based exploitation was banned by Congress from 1911 to 1917, the lease program was terminated, and the U.S. government took over direct management and operation. At this time, a general seal quota was set and subsequently changed so that only non-breeding males were harvested. In the absence of a pelagic quota, land-based exploitation increased from 15,862 animals in 1923 to 95,016 animals in 1941 (Roppel 1984). No commercial season took place in 1942 due to World War II and the Unangan evacuation and internment in camps at Funter Bay, Alaska (Kohlhoff 1995). In 1943, Unangan sealers were brought back to fill seal pelt quotas on the Pribilof Islands during the summer and then returned to their internment camps in Funter Bay. The commercial exploitation from 1943-1955 averaged about 70,000 fur seals per year (Roppel 1984). The U.S. continued direct oversight and management of the commercial season under the terms of the Interim Convention on Conservation of North Pacific Fur Seals of 1957 (signed by Canada, Japan, Russia, and the United States) and Fur Seal Act of 1966 after Alaska Statehood in 1959. The State of Alaska received 70 percent of the net proceeds of the sale of fur seal skins annually from 1959–1984.

The U.S. government managed the domestic responsibilities under the Treaty and subsequent conventions through multiple federal agencies starting with the Department of Treasury, Department of Commerce and Labor, Department of Interior, Bureau of Commercial Fisheries, and then Department of Commerce, NMFS. In 1960, the Marine Mammal Resource Program was created and subsequently became the Pribilof Islands Program to manage federal activities related to the international conventions and domestic implementation of the provisions of the Fur Seal Act (Scheffer et al. 1984). The Pribilof Islands Program responsibilities were transferred from the NMFS Northwest Regional Office to the Alaska Regional Office in the 1980s as the federal phase out plan was negotiated among the State of Alaska and Pribilof Island representatives due to a steep reduction in the revenue, domestic legislation, and renegotiation of the fur seal convention (USDOD 1985). In 1984, NMFS contracted the Tanadgusix Corporation to kill fur seals for their skins (NMFS 1985), resulting in the Tanadgusix Corporation killing 22,066 fur seals for commercial sale on behalf of the U.S. that year. In total, more than 7 million northern fur seals were killed for commercial use under the U.S. control of the

Pribilof Islands. In 1985, NMFS issued an emergency interim rule to authorize the harvest of fur seals for the 1985 season for subsistence uses under the authority of section 105(a) of the Fur Seal Act (50 FR 27914, July 8, 1985). The subsistence use of fur seals by the Unangan on the Pribilof Islands continues to be regulated under the Fur Seal Act and is currently managed cooperatively under section 119 of the MMPA (16 U.S.C. 1388(a)) (see Subsistence Use and Co-Management section for details).

People of the Seal

Unangax̄ (the People of the Sea, or the Aleut Peoples) connections to the marine mammal resources in the Pribilof Islands marine ecosystem predate historic records. The bounty of diversity and richness found in the area has sustained Unangax̄ throughout the Bering Sea region for millennia. Prehistoric culture across the Aleutian Islands, the original home of Pribilovian Unangax̄, was based almost entirely on marine resources, including hunting every kind of sea mammal found around the Aleutian chain and Pribilof Islands, fishing the offshore and coastal waters, foraging for fish and shellfish on the rocky reefs, and hunting birds on land and sea. This wealth of resources supported dense human populations expressing a rich, strong culture. This prehistoric culture created the world's most specialized and successful maritime hunter-gatherer traditions, lasting from roughly 4,000 years ago until the time of Russian contact with the Aleutian villages in 1741 (Dall 1877; Dall 1878; Jochelson 1925; Hrdlička 1945; Lantis 1970; Laughlin 1980; Lantis 1984; McCartney 1984; Veniaminov 1984). The fur seal industry as it would become would not have existed or prospered without the forced labor of the Unangan people. The history of fur seal management and conservation is inextricably linked to the Unangan people who were enslaved to labor in the industry under the Russian and U.S. governments.

Russian fur traders arrived in the Aleutians in the mid-1700s in pursuit of sea otters, which they forced Unangan to hunt on their behalf. As sea otter catches waned throughout the Aleutians, the Unangan hunters in the Russian fur trade began to explore other opportunities. Russian traders and explorers heard Unangan speak of “the island with laaqudan (fur seals)” and the story of Iggadaagix̄. Iggadaagix̄ was the son of a chief from Unimak Island who was caught in a storm, unable to return to land, and blown to the north in his iqyax̄ (traditional kayak). After days lost at sea, Iggadaagix̄ heard the sounds of laaqudan in the fog. When he followed the sound, he saw tens of thousands of northern fur seals on land. Up until this point, Unangan only knew fur seals at sea. Iggadaagix̄ stayed on this island for about a year when, at one point, he was at the highest part of the island and saw the mountains of the Aleutian Chain. He took his iqyax̄ and paddled home. Iggadaagix̄ recounted his story of the island of seals to the Unangan in his village. The head shaman said that they should take a hunting party to these islands. When they arrived, the shaman felt the power of the place, and shared that humans were not to live there but only to visit as hunting parties. He called the islands the

Tanax̄ Amix̄, or “Land of Mother's Brother.” Today, St. Paul is known to community members as Tanax̄ Amix̄.

Gerasim Pribylov was first mate and navigator on the sloop, *St. George*, from 1783 to 1786 (Elliott 1886). Fur traders had been searching north and south of the Aleutians looking for the breeding or predicted wintering grounds of fur seals. Pribylov believed the Unangan story of Iggadaagix̄ and Tanax̄ Amix̄ and searched north of the Aleutians, where in 1786, he found an island he named “St. George” after their vessel. Some of the crew were left on the island for the winter, and Pribylov and the remaining crew of the *St. George* returned to Unalaska with fur seal and sea otter pelts. Upon Pribylov’s return to St. George in the spring of 1787, other competing Russian fur traders followed. The overwintering crew had observed another island they named St. Paul. The various competing fur trade companies kidnapped and enslaved Unangan hunters and their families from the Aleutians to kill sea otters, foxes, and fur seals on the islands that would become known as the Pribilofs.

There was no oversight, organization, or control of the harvest or harvest practices during the first 20 years of the Russian occupation of St. George and St. Paul. The Russian fur trading companies forced Unangan to live on the islands in sealing “villages” near the densest aggregations of seals. The Unangan believed that people were not to live permanently on the islands and the islands were to be kept clean of human energies. Once the sea otters were extirpated from the islands from overharvest, the Unangan men were forced to kill tens of thousands of fur seals every year on land; women were forced to process and dry fur seal pelts. Unangan were often referred to as “hunters” in these early records, though their independence and social status were clearly the lowest class in the communities based on the wages or credit identified by the limited company records. Whether the Unangax̄ social status changed when the Russian government began to institute harvest rules and limits is unknown, but those changes did allow the fur seal population to increase until the U.S. purchase of Alaska.

The purchase of Alaska was accomplished through the Treaty of Cession between the United States and Russia in 1867. The United States continued the administrative policies for the Unangan labor, but removed the Russian harvest management policies when it assumed control of the islands (see Commercial Exploitation). After the second lease arrangement between the U.S. government and commercial sealing companies expired and the North Pacific Fur Seal Treaty was signed in 1912, the administration on each island transitioned from a “company town” run by the lessee to a “government town.” The federal government appointed an “island agent” from the U.S. Treasury to live on each island. These island agents had ultimate control over all aspects of life on the islands and disproportionately on the Unangan. The U.S. government moved the Unangan from their barabaras (semi-submerged sod houses) into wooden construction homes, government vessels transported everyone to and from the islands, and the government provided for the education and health of all residents. The government owned and operated the store, and rather than pay Unangan wages they were provided credit to purchase clothing,

household items, and groceries. The transportation, health, education, and credit system was used as leverage against Unangan families by withholding credit and thus the ability to purchase basic necessities. Use of the Unangan language, dance, and song were prohibited. This generational trauma and cultural erosion included jail, threats of deportation from the islands, and pre-approval for off-island travel on government vessels. Marriages and other social events were controlled by the government agent. Unangan labor was used to harvest seals, clean and blubber fur seal skins, collect and process carcasses, and participate in fur seal research for the U.S. government under the Fur Seal Treaty.

In 1942, Japan bombed Unalaska and Dutch Harbor and invaded Kiska and Attu islands in the Aleutians. The U.S. War Department forcibly evacuated St. George and St. Paul residents (and remaining Aleutian Island village residents) from their homes with only 24 hours' notice. Approximately 450 residents of St. Paul and St. George were interned in an abandoned cannery and mine in Funter Bay, Southeast Alaska, where they were forced to survive in horrific and inhumane conditions for the duration of the war. There was no fur seal harvest in 1942, and in 1943 and 1944 Unangan men were transported from Funter Bay back to the Pribilofs to harvest seals and process seal skins. When surviving residents were allowed to return to St. George and St. Paul in mid-1945, they found their homes ransacked by the U.S. military, and many of their prized church icons were stolen. The atrocities of World War II internments against the Unangan were acknowledged by the United States more than 40 years later in the Aleutian and Pribilof Islands Restitution Act of 1988. Through the mid-1960s, the Pribilof Unangax̂ continued to be treated as "wards of the government" even though Alaska Natives in other communities earned wages and had basic rights and freedoms not afforded to Pribilovians.

Today, the tribal communities of St. George and St. Paul self-identify as 'People of the Seal' and live with the knowledge that, "If they're [seals] not here, then we won't be either" (A.D. Lestenkof as quoted in Goldman et al. 2020). The current subsistence use of fur seals provides a sense of ceremony and deep appreciation for marine animals and all life. Unangan stewardship responsibilities speak often of global forces impacting their existence in a rapidly changing climate and marine ecosystem, and stewardship over marine mammals is exceedingly important at the individual and collective levels.

Aniqdun ngiin aqaaġan aġnangin qulingiin akux̂ gumalgakux̂.

(For the coming generations that we don't see yet, for their time here.)

Subsistence Use and Co-Management

Unangax̂ Cultural Subsistence Values

Though many different definitions exist, the word "subsistence" approximates a concept in the culture of Unangax̂ and other Indigenous Peoples that encompasses the use of plants, fish, and other wildlife (including access to, and the process of, obtaining them) to

fulfill not only survival needs, but also social and spiritual needs and values. Subsistence, for Unangax̄ of both the past and present, describes a relationship with the environment that lies at the core of identity, culture, and way of life. Unfortunately, indigenous subsistence has historically been incorrectly interpreted by western society, as well as state and federal governments, to mean only the harvesting of natural resources in order to obtain food (e.g., “meat” in the case of fur seals). Understanding this misalignment between Unangax̄ subsistence values and the more literal interpretation of the word is important for understanding the history of northern fur seal subsistence in the Pribilofs.

Historically (i.e., prior to permanent settlement of the Pribilof Islands), Unangax̄ hunted fur seals for subsistence use throughout the Aleutian Islands. Archaeological evidence suggests fur seals were used for subsistence in this region for almost 4,000 years (Veltre and Veltre 1987). Hunting was conducted at sea, as fur seals rarely haul out in the Aleutians; it occurred throughout the year as seals were available, and was not limited to a particular season. The meat of pups was preferred (Veltre and Veltre 1981; Eldridge 2016). Subsistence of fur seals yielded sustenance, fuel, and raw materials used to create tools, arts, and crafts. Nearly every part of an animal was used, reflecting a non-wasteful ideology stemming from both resourceful ingenuity and spiritual respect for the animal. Hunting was more cooperative than competitive, with harvested animals shared throughout the community. Nearly all community members were involved in some part of the subsistence process, and task-groups related to processing of the harvest were closely tied to broader social structure and roles (Veltre and Veltre 1987).

When Russia created settlements on the previously unoccupied Pribilof Islands, populated with Unangax̄ the Russians had captured and enslaved for the purpose of commercial fur seal harvest (see the People of the Seal and Commercial Exploitation sections for details), fur seals were harvested on land for the first time. While commercial harvest for pelts persisted under first Russia and later the United States, Pribilovians utilized and relied upon the meat of commercially harvested seals for sustenance. Whether obtaining sustenance in that manner was considered “subsistence” by today’s perspective is unclear. By the early 1930s, commercial harvest provided ample carcasses for fresh meat during the harvest season and salted meat for the remainder of the year on both St. Paul and St. George.

After the termination of commercial exploitation of fur seals (in 1972 on St. George and 1984 on St Paul), NMFS determined subsistence use on the Pribilofs required authorization under the Fur Seal Act of 1966 (FSA). Fur seals were the primary subsistence food of Unangax̄ residing on St. Paul and St. George at this time. NMFS first authorized subsistence use by regulation in 1985 under the provisions of the FSA, retaining many methods developed during the commercial harvest and maintaining many prohibitions. The retention of the methods and prohibitions was due to general public perceptions regarding the killing of marine mammals, and a misunderstanding of subsistence use from a cultural perspective. At this same time the Pribilovians were faced

with significant economic and social change to develop an independent economy not reliant on fur seals.

Cultural, social, and spiritual values associated with subsistence have persisted and continue to define fur seal subsistence use in the Pribilofs today (Veltre and Veltre 1987; Divine et al. 2022). Sharing of subsistence resources based on kinship, community and need (with special consideration for Elders) is still practiced to ensure everyone is fed, regardless of their ability to directly participate in subsistence activities. Pribilovian subsistence also reflects deep respect for animals, and a high value placed on conservation of wildlife. According to the testimony by Pribilovian Larry Mercurief,

No meat from a hunt is wasted and the hunters never take more than is needed. We do not sport hunt because the thought of killing an animal for fun and recreation is totally abhorrent to us. All life is viewed as precious and not to be taken in such a frivolous manner. Such respect for wildlife assures us that they will be available for our coming generations (Mercurieff 1979 as cited in Veltre and Veltre 1981).

Early Regulation of Subsistence Use (1966–1999)

The regulation of northern fur seal subsistence use differs notably from that of other marine mammals in the United States. Subsistence “take” of marine mammals is not prohibited and can be managed in some circumstances under the MMPA. The MMPA prohibits “take” (defined as hunting, harassment, capturing, or killing, or attempting to do so) of marine mammals, but section 101(b) provides an exemption allowing Alaska Native people who dwell on the coast to take marine mammals in a non-wasteful manner for subsistence purposes or the creation of handicrafts and clothing (16 U.S.C. 1371(b)). Apart from the non-wasteful provision, the government does not have the power to implement regulations on subsistence take of marine mammals except for stocks designated as depleted.

Although fur seals were designated as depleted under the MMPA in 1988, this is not the authority under which fur seal subsistence use is regulated. The FSA provided the federal government with unique management authority over the taking of fur seals predating the MMPA subsistence provisions (16 U.S.C. 1151–1187). Section 105(a) of the FSA allows the federal government to regulate the taking, including the subsistence use, of northern fur seals on the Pribilof Islands as deemed necessary and appropriate for the conservation, management, and protection of the population (16 U.S.C. 1155(a)). However, NMFS did not immediately authorize land-based subsistence harvest after the implementation of the FSA. Section 103(a) of the FSA allows Alaska Native people who dwell on the coast to take fur seals for subsistence, but only in canoes, without using firearms, among other conditions (16 U.S.C. 1153(a)). Such methods were impractical (as acknowledged in 51 FR 24828, July 9, 1986), as by 1966, commercial harvest had been land-based for 180 years and was efficient and familiar in the context of Pribilovians’ daily life, but not aligned to the community’s subsistence needs.

The FSA was later amended to include section 103(b) (16 U.S.C. 1153(b)), which references the little-used section 109(f)(2) of the MMPA (16 U.S.C.1379(f)(2)), which states that

the term 'subsistence uses' means the customary and traditional uses by rural Alaska residents of marine mammals for direct personal or family consumption as food, shelter, fuel, clothing, tools, or transportation; for the making and selling of handicraft articles out of nonedible byproducts of marine mammals taken for personal or family consumption; and for barter, or sharing for personal or family consumption.

This provision requires that subsistence take must be for the initial purpose of consumption, with handicraft articles being secondary. To date, fur seals are the only marine mammal for which section 109(f)(2) has been exercised (50 FR 27914, July 8, 1985); other species, such as polar bears and sea otters (managed by the U.S. Fish and Wildlife Service, USFWS), are allowed to be used for handicraft articles without a requirement for consumption.

The impracticality of harvesting enough fur seals via FSA subsistence methods (i.e., in non-motorized canoes without firearms) during the period after 1966 meant that St. George and St. Paul remained reliant on the timing of seals killed in the commercial harvest for food security. In late 1972, the St. George Island Research Program terminated all harvesting of fur seals on St. George in order to study the fur seal population's response to this change in management (Gentry 1998). From 1973–1975, there was no commercial or subsistence harvest on St. George, leaving the residents without meat needed for basic survival. In response to this problem, arrangements were made to obtain and ship excess seal meat collected from the commercial harvest on St. Paul to St. George. However, inter-island transportation and cold storage were limited and much of the meat spoiled prior to arrival on St. George (Zimmerman and Letcher 1986; Zimmerman and Melovidov 1987).

In 1976, NMFS determined the subsistence needs of St. George could not be met due to the logistical constraints on inter-island transport. A land-based subsistence harvest was authorized, but it was very limited, ranging from 200-350 seals from 1976-1979. However, in 1985, the limit of 329 identified in the emergency interim rule (50 FR 27916, July 8, 1985) fell well short of community need, which was generally estimated by the community to be about 1,000 seals (Veltre and Veltre 1987). The government attempted to keep the harvest on St. George at the lowest level they deemed practical from 1976–1985 and continued to provide supplemental meat from St. Paul (Zimmerman and Letcher 1986) to maintain the experimental design between the harvested and unharvested islands (Gentry 1998; 50 FR 27914, July 8, 1985). Although the additional meat from St. Paul supplemented harvests on St. George, spoilage remained an issue. This method of receiving meat from St. Paul denied St. George residents the culturally important factor of subsistence through their own harvest efforts (Veltre and Veltre 1987).

In 1985, in the wake of the termination of the St. Paul commercial harvest in 1984, NMFS used its authority under Section 105(a) of the FSA to authorize land-based subsistence use of fur seals in the Pribilofs through emergency interim regulations (50 FR 27914, July 8, 1985). After considerable public comment, a delayed start to the 1985 subsistence season, and federal administrative transition, NMFS revised the interim rule and finalized a subsistence harvest rule in 1986 (51 FR 24828, July 9, 1986). There were strict regulatory limits on fur seal harvest by sex, age, and season, and taking of pups was not allowed, despite historical evidence of cultural and traditional preference (Jordan 1899; Veltre and Veltre 1987). This rule and subsequent NMFS rules in the 1980s and 1990s were developed with little reference to historical (pre-commercial harvest) Unangax̂ subsistence values and practices, and were created under the faulty assumption that Pribilovian subsistence practices would not be self-regulated and therefore posed a threat to the population. This assumption is reflected in the 1986 final rule (51 FR 24828, July 9, 1986) which states,

Without this final rule in place when the Pribilovians begin harvesting seals, the age and sex classes of fur seals that may be taken would not be limited. Females, pups, and harem bulls would be subject to harvesting as well as the subadult male fur seals that were the sole target of the commercial harvest since 1969. Absent this regulation, the harvest would not be limited in time and place, but could continue as long as seals were available at any location where they congregate.

In hindsight, the federal perception that Pribilovians would pursue all age and sex classes of fur seals for subsistence use is not consistent with their stated preferences for younger male seals (Jordan 1899; Veltre and Veltre 1981). From a practical economics standpoint, Pribilovians did not have unlimited time and resources to pursue fur seals for subsistence whenever the seals were present on the islands. Further, it is clear from Pribilovian subsistence use under the current regulations (since 2014 and 2019 on St. George and St. Paul islands, respectively) that subsistence activities are self-limiting and occur around familial and community preferences and needs.

Prior to the establishment of co-management agreements between Alaska Native Organizations and the Department of Commerce, the Aleut Community of St Paul Island (ACSPI) provided input to NMFS through the public comment process, requesting the emergency subsistence regulations implemented in 1985 and 1986 be revised to allow a “family hunt” at a smaller scale of fewer than ten sealers (versus the large scale daily harvest drives using 10 or more sealers and crew; 51 FR 24831, July 9, 1986). Additionally, the Traditional Council of St George Island (TCSGI) provided comments on the proposed subsistence rule requesting a true subsistence harvest (versus the prescriptive commercialized harvest methods 51 FR 24831, July 9, 1986). The TCSGI request included an extended season (until November 1), hunting on an as-needed basis, the continuation of humane killing practices, and no commercial utilization of seal parts (51 FR 24381, July 9, 1986). Some aspects of their original request were not advanced

through regulatory changes until their 2007 Tribal Resolution (79 FR 65327, October 30, 2014).

TCSGI also recommended that NMFS implement a “family-style” individualized harvest where experienced sealers or islanders would help to ensure avoidance of killing females and unnecessary disturbance of rookeries, rather than requiring the use of the commercialized harvest structure and methods. A family-style harvest revolves around the family’s subsistence needs rather than those incorporated from the commercial harvest, which was created to maximize yield and profits from skins. They also expressed their belief that NMFS’ continuation of research examining the effects of cessation of the commercial harvest on St George were unnecessary, as the subsistence harvest levels were well below commercial levels; they stated that after already having had 13 years of additional subsistence restriction due to the research program, St. George residents should have similar subsistence rights to Unangan living on St. Paul Island, without the additional financial and time burden for travel and transport of meat from St. Paul (51 FR 24831, July 9, 1986).

NMFS’ approach to determining subsistence needs during this period largely focused only on Pribilovians’ most basic requirements for meat, not for subsistence aligning with Unangan cultural values and food security. Likely in response to a great deal of public discourse over the degree to which every part of harvested fur seal taken for subsistence must be used to qualify as non-wasteful, the 1986 emergency final rule cited MMPA section 109(f)(2) and FSA section 103(b) requiring consumption and not handicraft articles to be the initial purpose of take. The comments from various environmental advocacy groups continued to promote the idea that the subsistence harvest was wasteful, all edible meat was not being utilized, the number of seals allowed to be harvested annually should be reduced through increased utilization, and alternative food sources were available on island (51 FR 24831, July 9, 1986; 55 FR 30919, July 30, 1990; 58 FR 42027, August 6, 1993). In response to these comments, NMFS continued and expanded annual monitoring and weighing of cuts of meat and bone to estimate annual percent utilization of a sample of fur seal carcasses harvested on St. Paul Island and continued to encourage improvement of use of harvested seals through 1993. The Pribilovians regularly provided comments on the intrusive nature of the sampling and continued to insist that their subsistence use of fur seal was not being accomplished in a wasteful manner and the upper and lower limits should be increased or at least maintained (51 FR 24831, July 9, 1986; 55 FR 30920, August 6, 1990; 59 FR Issue 132, July 12, 1994).

The subsistence regulatory process initiated in 1985 was the first in a series of regulations implemented and revised by NMFS on the subsistence taking of fur seals that caused socio-cultural hardship for Pribilovians. Changes to the rules that were enacted during the 1980s and 1990s continued these hardships through uncertainty in annual harvest levels and other restrictions. St. George was allowed to harvest twice per week from two sites, Northeast and Zapadni (even though there were four other sites that had

been harvested during the commercial era); while on St. Paul they were allowed to harvest once per week from seven sites (51 FR 24828, July 9, 1986). From 1986 through 1991, the regulations provided the option for the Pribilovians to begin their harvest on June 30 and to extend the harvest season after August 8 if their subsistence needs had not been met. This provision was subsequently revised in 1992 to remove the option to extend the harvest after August 8 and start the season one week earlier on June 23 (57 FR 33900, July 31, 1992). This one week earlier start in the 1992 subsistence regulation was requested by ACSPI in June 1989 (56 FR 25066, June 3, 1991) as they knew that the option to extend the harvest after August 8 was going to be removed due to concerns by NMFS about accidental female mortality (55 FR 30919, July 30, 1990).

Subsequent analysis of female mortality (NMFS 2014, NMFS 2019) indicated that the consequences of annual mortality of less than 200 female fur seals would not be detectable at the population level, and that the concerns identified by NMFS (53 FR 28886, August 1, 1988; 54 FR 23233, May 31, 1989) had therefore been over-estimated (i.e., the highest accidental female mortality in any one year was 12, Zimmerman and Melovidov 1987). Both ACSPI and TCSGI continued to express in public comments the difficulty in meeting their subsistence needs under the existing regulatory restrictions. In addition, 1986 through 1993, the upper and lower range of the proposed annual subsistence need was re-established by NMFS each year (see 52 FR 17307, May 7, 1987; 53 FR 28886, August 1, 1988; 54 FR 23233, May 31, 1989; 55 FR 21630, May 25, 1990; 56 FR 36735, August 1, 1991), first by publishing a summary of the previous year's actual harvest and subsequently by taking the average of the previous 3-5 years' actual harvest data.

Complicating the annual needs analysis, in order for Pribilovians to extend the harvest past the lower level limit, the harvest had to be temporarily suspended for 48 hours, the data were to be reviewed, and a written request had to be submitted from the tribe. Thus, the lower limit for each island in subsequent years was generally at risk of being reduced each year due to "averaging" (see, for example, the reduction in the lower limit for St. George from 329 to 181 and for St. Paul from 2,400 to 1,145; 55 FR 30919, July 30, 1990). In addition, the communities were often approaching their lower limit in August and a 48-hour suspension during this time reduced their opportunities to harvest preferred-sized (i.e., smaller and younger) seals; there were also complications due to the time zone differences and communicating with NMFS representatives on the East Coast (55 FR 30919, July 30, 1990). On July 12, 1994, the annual estimates of the subsistence need were changed to three-year quotas (59 FR Issue 132, July 12, 1994), with the same provisions required for requesting to exceed the lower limit of the subsistence need range which had been inadvertently reducing the lower limit.

The complexity of the regulatory discourse during the 1980's and 1990's contrasts with the reality that Unangax' values and practices involve taking only the animals needed, and that the numbers taken for subsistence in the Pribilofs have always been small compared to commercial harvest and relative to the size of the fur seal population. During the 1985

harvest season, 3,384 seals were taken for subsistence on St. Paul and 329 seals on St. George, compared to 22,066 seals taken commercially in 1984 (USDOC 1985) and 40,000–126,000 seals taken annually during peak commercial harvest in 1943–1968 (Roppel 1984). Recognizing tribal sovereignty and the utility of traditional knowledge in the management of subsistence use, and working through the co-management process, NMFS' changes to regulations in 2014–2019 were more consistent with requests made by the Tribes in 1986 (51 FR 24282, July 2, 1986) to include greater subsistence flexibility, family style subsistence, and self-regulation. A detailed history of recent subsistence rulemaking is provided in the section below.

Co-Management and Recent Regulation (2000–Present)

The MMPA was amended in 1994 to include Section 119(a), allowing the Departments of Interior and Commerce to enter into cooperative agreements with Alaska Native Organizations (ANOs) to conserve marine mammals and provide co-management of subsistence use (16 U.S.C. 1388(a)). Co-management agreements were signed between NMFS and ACSPI in 2000 (revised in 2020; Appendix I) and TCSGI in 2001 (Appendix II). The co-management agreements encompass principles of shared management for fur seals as well as other marine mammals harvested in the Pribilof region including qawan (Steller sea lion; *Eumetopias jubatus*) and isugin (harbor seals; *Phoca vitulina*). The development of these agreements started a new period of fur seal management, in which NMFS has worked to foster substantial tribal involvement.

The guiding principle in the co-management agreement with ACSPI was clarified in 2020 from earlier versions to reflect the evolution of the co-management relationship since 2000. It states,

The best way to conserve and provide for stewardship of laaquadan, qawan, and isugin critical to traditional practices and Unangan way of life is through a partnership between the ACSPI and NMFS that provides for full participation and contribution by Unangan of St. Paul, through the ACSPI, in decisions affecting the conservation and co-management of marine mammals used for subsistence purposes.

This principle reflects the importance of mutual participation and consensus-based decision-making that characterizes co-management.

The ACSPI, TCSGI, and NMFS strive to support a successful partnership incorporating trust, close cooperation, and communication. All parties aim to facilitate inclusion of Pribilovian views and needs in management decisions relating to conservation and subsistence use of fur seals and other marine mammals. Since a co-management framework has been developed, Tribal Governments of both Pribilof Islands have implemented programs that promote full utilization of edible and inedible seal parts for traditional arts, crafts, and other legal uses. The result has been an expanded use of

these materials by Unangax' and other Alaska Natives and increased fulfillment of the non-wasteful provisions of the MMPA.

The St. Paul and St. George co-management agreements are implemented by co-management councils consisting of equal membership by NMFS and tribal representatives. These councils use an adaptive management framework to make non-regulatory, in-season, consensus-based adjustments to management decisions regarding issues such as the location, timing, and methods of subsistence use within the regulatory parameters. In addition to weekly co-management check-in meetings between NMFS and each Tribe, the St. Paul Co-Management Council meets bi-annually to formally discuss subsistence, land-use, research, and conservation issues; the Council also regularly reviews and updates a co-management plan when appropriate. Based on the preference of the TCSGI, the St. George Co-Management Council communicates on a more informal basis but is still characterized by regular, two-way communication.

The co-management agreements facilitate shared responsibility of ACSPI and TCSGI for ongoing fur seal subsistence use monitoring and reporting, and include provisions for NMFS to support these efforts through grants, staff time, and technical support. Subsistence use reporting includes the timing, locations, number, and sex of marine mammals taken as well as compliance with the humane and non-wasteful provisions of the subsistence regulations; the Tribes also consult with NMFS throughout the season. These monitoring programs have led to development of a trusting and effective co-management relationship.

Although the co-management partnerships are non-regulatory, the partnerships developed have led to better communication and understanding between NMFS and the Tribes. NMFS has strived to incorporate Tribal input into recent regulatory changes, which has led to deregulation of many fur seal subsistence regulations promulgated under the FSA during the 1980s and 1990s. Notably on October 30, 2014 (79 FR 65327), NMFS allowed the subsistence use of pups on St. George Island for the first time since 1889, allowing a return to cultural preference for pup meat. In response to a petition from ACSPI received in 2012, NMFS changed the prior prescriptive and complicated regulatory process to a shared and flexible in-season management framework in 2019, and also authorized the subsistence use of pups (84 FR 52372, September 27, 2019; Jan 2020 Co-management Plan). At the same time, NMFS simplified and streamlined the regulations governing both Islands by eliminating several duplicative and unnecessary provisions.

The 2019 regulations, which are still in effect, authorize St. George to harvest up to 500 sub-adult and young of the year male fur seals, including pups, and accidental mortalities of up to 3 females across all available locations during two seasons (50 CFR 216.72(d)). For St. Paul, the regulations authorize subsistence use of up to 2,000 male fur seals younger than 7 years old, including pups, and accidental mortalities of up to 20 females (50 CFR 216.72(e)). The regulations allows the taking of fur seals over two subsistence use seasons annually. The first season is from January 1 through May 31 and allows the

use of firearms to hunt, and the second season is from June 23 through December 31 without using firearms (84 FR 52372, September 27, 2019).

An additional co-management agreement with the Aleut Marine Mammal Commission (AMMC) was signed in 2006. This agreement specifies and focuses on Steller sea lions and harbor seals, but it broadly encompasses all marine mammals. The AMMC has expressed interest in co-management of subsistence use of fur seals. Recent discussions focused on the potential to revise the subsistence use regulations in the Aleutian Islands that were not previously considered.

The co-management relationships in the Pribilofs extend beyond marine mammal subsistence use to land use and access, oil spill and emergency response planning, and outreach and education. An Ecosystem Conservation Office (ECO) on each island facilitates and supports marine mammal subsistence use and related traditional activities (Divine et al. 2022), and development and growth of a northern fur seal research program is underway at St. Paul ECO. Increasingly, a co-production of knowledge framework incorporating Indigenous Knowledge into research and understanding of fur seal ecology is being embraced (Divine et al. 2022).

The Tanam Amgiġnaan, or Indigenous Sentinels Network, on both Pribilof Islands monitor fur seal rookeries and shorelines year round to document habitat degradation or alteration from impacts such as oil or fuel spills, marine debris accumulation, human disturbances, or fish waste accumulation (see related sections under Human Related Threats). They also observe and record natural changes and processes, such as presence/absence of all marine mammals, redistribution of fur seals on rookeries and hauling grounds, and the timing of various life history events for fur seals. The Tribes hold NMFS scientific research permits to conduct their own research and a NMFS stranding program agreement to respond to stranded or entangled marine mammals. All of these efforts have furthered progress of achieving shared goals and outcomes regarding the conservation of marine mammals.

Threats

Northern fur seals are impacted by both natural and human-related threats. The historic commercial exploitation of northern fur seals on the Pribilof Islands greatly reduced population numbers. Although that historic threat has passed, other human-related threats continue to play a role in the decline of the fur seal population on the Pribilof Islands. Natural threats also have the potential to impact northern fur seals at the population level. By comparing the trends and changes of population structure, diet, foraging behavior, habitat use, incidence of diseases, and entanglement rates of fur seals over time and to other pinniped species that share their habitat (e.g., Steller sea lions), or fur seals from the polar regions of the southern hemisphere, we can better understand the importance of these factors.

Natural Threats

Natural threats to fur seals include trauma and starvation, disease and parasites, predation, and environmental change. NMFS cannot manage to any practical degree the natural threats to fur seals. However, it is important to understand these threats since they have the potential to have impacts at a population level.

Trauma and Starvation

Trauma and starvation are known causes of injury or death to northern fur seals. Blunt force trauma is most often caused by reproductive males when they are acquiring or defending their territories on the rookeries. Trauma can also be caused by intraspecific bite wounds or hyperthermia (extreme overheating) (Spraker and Lander 2010). Starvation, or nutritional stress, is generally associated with a deficit of food, and is typically characterized by emaciation, slow growth, and pre-mortem lethargy.

Trauma and starvation are natural causes of death for fur seals in all age classes, but are particularly significant contributing factors to neonatal mortality (Fowler 1985; York 1985; Fowler 1987; Spraker and Lander 2010). Blunt trauma usually results from territorial males engaging in acquiring or defending territory on the rookery. Additionally, sharp trauma or bite wounds inflicted on pups from subadult males and females cause trauma-related injury that can lead to death. Causes of starvation in pups are due to a variety of factors, including failure of pups to nurse, failure of a mother and pup bond, death of the mother, maternal malnutrition, or abandonment of the pup.

Necropsies of preweaned pups ($n=2,735$) from 1986-2006 found that 18 percent of deaths were trauma-related and 53 percent ($n=1,454$) were due to starvation (Spraker and Lander 2010). Of the trauma-related pup deaths, blunt force trauma accounted for 11.6 percent ($n=316$), and sharp trauma accounted for 6.6 percent ($n=181$). Of the 1,454 pups that died due to starvation, 28 percent ($n=406$) had also sustained secondary injuries from trauma.

The proportion of trauma-related mortality in pups decreased from 1986-2006, but is thought to have remained relatively constant over the past 100 years (Spraker and Lander 2010). Starvation-related mortality in fur seal pups appeared cyclical from 1986-2006, with a slight increasing trend (Spraker and Lander 2010). From 1896 to 1897, starvation was the cause of 47.5 percent ($n=220$) of pup deaths on St. Paul (Lucas 1899). In 1964, starvation was the primary cause of death in 36.7 percent of the 109 necropsied pups from one Pribilof Island rookery (Keyes 1965). In 1980, 6.3 percent of the total marked pups ($n=410$) on a rookery on St. Paul died within the first 60 days after birth (Calambokidis and Gentry 1985). Of the 25 pup deaths that were investigated, 16 percent ($n=4$) were due to trauma and 40 percent ($n=10$) were due to starvation (Calambokidis and Gentry 1985). While these starvation historical rates are informative, direct comparisons of starvation rates over time are not appropriate due to differing collection

methods and the potential for commercial harvesting and herd reduction programs to have affected pup starvation rates.

The causes of death of subadult males from 1986-2006 included blunt force trauma, hyperthermia, entanglement, and bite wounds (Spraker and Lander 2010). Most causes of hyperthermia in subadult males and adult fur seals examined were associated with the subsistence harvest round-ups (Spraker and Lander 2010). Trauma-related injuries associated with intraspecific fighting was by far the most common natural cause of death in adult males accounting for 41 out of 47 of the deaths of males examined on St. Paul Island (Spraker and Lander 2010). This finding is not surprising since males have a higher mortality rate than females after 2 years of age, and particularly after 7 years, when males begin to defend territories (Johnson 1968; Lander and Kajimura 1982). In females, bite wounds (74 percent, $n=81$) and dystocia (difficult birth, 16 percent, $n=16$) were the most common causes of death (Spraker and Lander 2010).

Trauma and starvation are generally thought to cause natural fur seal mortality; however, these stressors can be exacerbated by anthropogenic influences such as disturbance due to aircraft (see Aircraft Noise and Overflights), vessels (see Vessel Activity and Noise), and oil spills (see Oil and Gas).

Disease and Parasites

As with many other mammal species, fur seals are susceptible to disease and parasites. Necropsies of sub-adult seals taken in the St. Paul subsistence harvest during the 1980s suggest that the population was relatively disease-free compared to the period between the 1950s and early 1970s (NMFS 2007a). Fur seal mortality from ascarid (nematode worm) infection may have been prevalent during the 1950s and 1960s (Neiland 1961; Keyes 1965) and although not identified until the late 1970s, leptospirosis may have also contributed to mortality (Smith et al. 1977). Although infectious disease has previously been a contributing factor in northern fur seal mortality, no evidence has been found to indicate infectious disease as a cause in the decline of northern fur seals from 1986–2006 (Spraker and Lander 2010).

An extensive case study on St. Paul Island found that of 2,735 pups necropsied from 1986-2006, only 3 percent died from infectious diseases (Spraker and Lander 2010). During that period, pneumonia was the most common infection and was detected in 42 pups. The second most common type of infection was omphalophlebitis (inflammation and/or infection of the umbilical vein), detected in 27 pups. Hookworm infections were found in 16 pups, however, all but one of these animals died from other causes (Spraker and Lander 2010).

Coxiella burnetii, a bacterial pathogen that naturally infects some species of mammals and birds, is present in northern fur seals on St. Paul. Archived blood serum provides evidence that *C. burnetii* has been detected in the northern fur seal population since the 1990s (Minor et al. 2013). The *C. burnetii* antibody prevalence in archived blood serum samples increased 20 percent from 1994-2011 (Minor et al. 2013). *C. burnetii* was also

detected in tissue samples from subsistence harvested sub-adult male fur seals on St. Paul in 2010 and 2011 (Duncan et al. 2013a). This study identified two strains that have been increasingly associated with marine mammals, as well as a strain more commonly found in terrestrial environments and associated with disease in humans and terrestrial animals. During the 2010 pupping season, 75 percent of the 146 placentas tested for *C. burnetii* had positive detections but lacked pathology of infection (Duncan et al. 2012). However, in 2013 *C. burnetii* was not detected in tissues of harvested sub-adult male fur seals (Duncan et al. 2014a). None of the animals sampled showed clinical signs of active infection or symptoms found in other species (Duncan et al. 2013a; Duncan et al. 2014a).

Brucella spp. (*Brucella*) has been identified in fur seal placentas and blood serum (Duncan et al. 2014b). Six out of 119 placentas collected in 2011 were positive for *Brucella* and one of the positive placentas had accompanying severe placentitis (Duncan et al. 2014b). This finding suggests that *Brucella* could have the ability to cause placental disease. During a 2013 community harvest on St. Paul, tissues from 50 sub-adult males were sampled for *Brucella* and only one spleen sample tested positive at very low levels (Duncan et al. 2014a).

Research on parasites was previously summarized in a literature review that outlined the intestinal parasitic worm communities of fur seals on St. Paul Island (Kuzmina et al. 2021). Gastrointestinal tracts from 651 northern fur seals on St. Paul contained 19 total species, with tapeworms (cestodes) being the most abundant; found in over 98.5 percent of sampled fur seals (Kuzmina et al. 2021). On St. Paul, parasitic worms (acanthocephalans), nematodes (anisakids), and parasitic flatworms (trematodes) have also been documented in fur seals (Kuzmina et al. 2012; Kuzmina et al. 2014; Kuzmina et al. 2021). The concurrence of parasites and increased mortality rates in northern fur seals may be site-specific as well as correlated to population density. An intestinal parasite, hookworm, was responsible for 45 percent of the fur seal pup mortality in the 1970s (Gentry 1981). However, there has been a dramatic decline in the incidence of hookworm in fur seal pups on St. Paul Island in recent years (Lyons et al. 2001). On San Miguel Island, California, hookworm mortality exceeded 50 percent and was a significant cause of mortality of pups in the first 3 months of life (Melin et al. 2005). On Bering Island, Russia, hookworm infection and subsequent pup mortality was more common on a rookery with sandy topography versus a rocky topography (Fomin et al. 2019).

Digenean trematodes were found in 32 percent of fur seals examined between 2012 through 2014 on St. Paul Island (Kuzmina et al. 2018). There were no significant differences in prevalence and intensity of infection in northern fur seals between separate rookeries. Seals with the highest intensities of digenean infections did not show visible changes in physical condition or any clinical signs indicating pathogenic effect.

Phocine distemper virus (PDV) is a known pathogen in harbor seals (*Phoca vitulina*) that has previously caused mass mortality (Härkönen et al. 2006) and was recently confirmed in sea otters from Alaska (Goldstein et al. 2009). Northern fur seal samples collected from 2009–2012 were also positive for both exposure and viral infection (VanWormer et al.

2019). Morbilliviruses are transmitted when pinnipeds are in close proximity such as rookeries and there are indications that cross-species transmission can and has occurred (VanWormer et al. 2019). The health impacts of PDV in fur seals are currently unknown.

Overall, studies do not suggest the prevalence of disease and parasites have been a significant threat to fur seals in recent years; however, high mortality from infectious disease should be considered a constant threat given the high densities of fur seals during the breeding season that would facilitate transmission. A majority of infectious disease studies do not address the health or survival implications of the presence of the disease, which makes it difficult to assess possible population level effects or tie the research to future monitoring programs (Cortés et al. 2022). In the future, disease and parasites may influence populations differently with changing conditions such as population density, stress, malnutrition, and climate change.

Predation

Killer whales (*Orcinus orca*), Steller sea lions, and sharks are known to prey on fur seals, however, overall predation impacts to the fur seal population have not been analyzed.

Observations have shown that transient killer whales (mammal-eating) are probably the most significant predator of northern fur seals. Anecdotal reports by local fishers to the St. Paul ECO indicate that killer whales are seen regularly around the islands. Since 1996, ECO reported 1-10 sightings of killer whales feeding on fur seals each year (Indigenous Sentinels Network database, St. Paul). The arrival of fur seals to the Pribilof Islands in May and June coincides with the appearance of transient killer whales (Matkin and Durban 2011). Killer whales are observed around the Pribilofs from spring through the fall. Historical evidence shows that killer whale predation on fur seals in the Pribilof Islands (Hanna 1923) and elsewhere around their breeding grounds is not new (Lucas 1899). Examinations of killer whale stomach contents in the Pribilof Islands are few and difficult to obtain (Hanna 1923; Scheffer et al. 1984).

Springer et al. (2003) hypothesized that declines in North Pacific populations of seals (including fur seals), Steller sea lions, and sea otters were attributed to increased predation by killer whales, and that killer whales shifted their prey base to smaller marine mammals following the removal of baleen whales by commercial whaling, their primary food source. Wade et al. (2007) also suggested that killer whales may have caused or contributed to the decline of these same species, but disagreed with the hypothesis of Springer et al. (2003), due to little evidence supporting the hypothesis that predation resulted from a lack of available cetacean prey. DeMaster et al. (2006) evaluated the Springer et al. (2003) hypothesis and reported a combination of increased predation pressure and prey changes provided a more consistent explanation of the observed pinniped declines rather than predation pressure alone.

In the eastern Aleutian Islands, 165 individual transient killer whales have been confirmed by acoustic and/or genetic analysis during boat-based field surveys from 2002-2004 (Matkin et al. 2007). Most of these transient individuals were present in the spring and

early summer during the gray whale migration. In spring, the diet of transient killer whales was primarily gray whales but switched to northern fur seals in the summer (Matkin et al. 2007). During the summer season, there were 5 observed attacks on northern fur seals in the eastern Aleutian islands, which resulted in 4 kills (Matkin et al. 2007).

In Russia, observations of killer whale predation have been collected systematically by Chukotkan subsistence hunters. Killer whale predation of gray whales (*Eschrichtius robustus*) (66 percent) and walrus (*Odobenus rosmarus*) (26 percent) were most common during the 10-year period on the Chukotkan Peninsula (Melnikov and Zagrebin 2005). Melnikov and Zagrebin (2005) reported low killer whale predation rates of other pinnipeds, even though ringed seals (*Pusa hispida*) and spotted seals (*Phoca largha*) were quite numerous in the region. Genetic data indicate a close relationship and possible gene flow between transient killer whales in the Pribilof Islands and killer whales in the Russian Far East (Matkin et al. 2011).

In the Pribilof Islands, relatively recent research has included community-based killer whale monitoring, acoustic surveys, and vessel-based surveys. Community-based killer whale monitoring was completed using shore-based surveys, local and traditional knowledge, and local fishery logbooks (Robson et al. 2010). A pilot acoustic study of killer whales around St. Paul reported killer whale vocalizations on 19 out of 22 days of recording using an autonomous unit deployed 6 km from the island (Newman and Springer 2008). It was assumed that all killer whales recorded were transients and were associated with predation events. On one occasion vocalizations were recorded at the same time that the fur seal predation was visually observed (Newman and Springer 2008). Vessel surveys of killer whale predation in 2008 documented 22 predation and harassment events in the Pribilofs, all of which targeted fur seals (Matkin et al. 2011). Most of the observed predation events occurred within a few miles of Reef Point on St. Paul Island, a high use area for northern fur seals as they leave from and return to rookeries on foraging trips. Of the 67 transient killer whales that have been identified in the Pribilof Islands since 2000, 15 have also been photographed in the eastern Aleutians (Matkin et al. 2007; Matkin et al. 2011).

Steller sea lions have been observed killing weaned fur seal pups close to shore on St. George Island (Gentry and Johnson 1981; NMFS (1993). There were two reports of Steller sea lions depredating on fur seal pups submitted to the Indigenous Sentinels Network on St. George in 2006 (Robson et al. 2010). Observed attacks on northern fur seals by Steller sea lions are not systematically recorded and therefore it is difficult to quantify their impacts.

There is little information on shark predation of northern fur seals. The white shark (*Carcharodon carcharias*) is a known predator (Keyes 1965). It is likely that sharks prey on northern fur seals in the Pribilof Islands because sharks are known to prey on fur seals along the coast of California (near San Miguel and the Farallon Islands), and the geographical ranges of northern fur seals and large sharks, such as Pacific sleeper sharks (*Somniosus pacificus*), overlap in the North Pacific.

Environmental Changes

Climate change¹ is driven by increased atmospheric carbon dioxide and warming temperatures and causes ocean acidification, sea ice loss, increased water temperatures, and altered ocean circulation. These physical ocean changes have consequences for marine mammals and include changes in storm frequency, sea level rise, loss or alteration of suitable habitat, and altered predator, prey, and toxin distribution and abundance (Gulland et al. 2022). Climate patterns such as El Niño also impact ocean temperatures, currents, and upwelling, which may ultimately affect both fur seals and their prey. All of these factors may have effects on fur seals with possible population-level consequences.

Sea surface temperature in the Bering Sea has warmed an average of 0.22°C per decade from 1966–2018 (Danielson et al. 2020). Although periods of cooling punctuate cyclical warm periods, the ecosystem responses to marine heat waves tend to persist (Suryan et al. 2021). At the same time that ocean warming is occurring, ocean acidification research has indicated an expansion of corrosive (lower pH) bottom waters (Siddon 2022). The Intergovernmental Panel on Climate Change, an intergovernmental panel of the United Nations, predicts continued ocean temperature increases, pH decreases, sea level rise, and weather changes in the future (IPCC 2019).

Habitat Loss and Alteration

Sea level rise is expected to result in terrestrial habitat loss due to reduced available hauling grounds for pinniped species such as fur seals that rely on coastal areas for rest, molting, birthing, and pup rearing (Fink 2017). Decreases in sea ice extent and thinner ice that is easily broken will be less protective of Alaskan coasts during storms and may lead to increased coastal erosion (USGCRP 2018). Due to increasing temperatures, subarctic and temperate pinniped species may exhibit northward expansion in their ranges (Fink 2017). Habitat alteration may also be seen in at-sea habitat use by fur seals to adapt to changing environments. Changes in ocean temperatures may result in changes in prey availability and distribution. For example, northward shifts in the distribution of groundfish have been documented in the eastern Bering Sea (Siddon 2022); such shifts in prey location could affect the fur seal foraging locations and durations.

Harmful Algal Blooms

Declines in sea ice as well as warming ocean temperatures are expanding the range and duration of favorable conditions for harmful algal blooms (HABs) (Lefebvre et al. 2016). HABs are likely to increase in intensity and geographic distribution as Alaskan ocean waters warm (Siddon 2022). HAB toxins (domoic acid and saxitoxin) are present throughout Alaskan waters at levels that are detectable in marine mammals, and that could potentially have consequences for their health (Lefebvre et al. 2016). Both domoic

¹ Although climate change is included in the section on “Natural Threats”, we note that the magnitude and rate of change that we are experiencing are human-caused and not natural IPCC (2021).

acid and saxitoxin are neurotoxins that affect the central nervous system. The clinical effects of domoic acid toxicosis have been observed in stranded fur seals in California (Lefebvre et al. 2010). In 2010, 5 percent of adult female northern fur seals tested from St. George were positive for domoic acid and 5 percent tested positive for saxitoxin (Lefebvre et al. 2016), but clinical effects have not yet been observed. Domoic acid has previously been shown to cause reproductive failure (Brodie et al. 2006) and impair spatial memory in California sea lions (*Zalophus californianus*) (Cook et al. 2015) as well as increase fatal cardiac disease in sea otters (Moriarty et al. 2021). Pinnipeds that are stressed or weakened are more susceptible to HABs (Fink 2017).

Disease and Parasites

Climatic warming may alter host-pathogen relationships by changing transmission rates and mechanisms. For example, reduction in habitat may increase host density and increase density-dependent disease (Burek et al. 2008). Increased survival of pathogens, host and/or vector range distribution changes, or vulnerability due to compounding of other stressors might also occur. Pinnipeds that are stressed or weakened are more susceptible to disease and parasites (Fink 2017). Recent research has shown that some viral pathogens (e.g., PDV) may increase due to Arctic sea ice reduction and increased pathways between the North Atlantic and North Pacific that would allow more cross-species and cross-ocean transmission of diseases (VanWormer et al. 2019).

Weather and Storms

Climatic factors shape the life history of fur seals and also influence the post-weaning departure of fur seal pups from rookeries (Peterson 1965; Lea et al. 2009). In 1994, although sufficient food was available in June on the Pribilofs for lactating females to successfully begin nursing, births occurred during the first three weeks of July, coincident with lower rain, reduced wind conditions, and elevated temperatures (Trites and Antonelis 1994). Pups born earlier in June would likely succumb to hypothermia during periods of colder, wetter, and windier weather than July, which has less extreme weather. Moreover, a significant positive correlation has been reported between warmer sea surface temperatures off the coast of British Columbia and early survival of male fur seals between 4 months and 2 years of age (York 1991). A similar relationship also has been found between the survival of fur seals under two years of age and the temperature of the sea water near Hokkaido, Japan, where fur seals winter (Kuzin and Shatilina 1990). Modeling of weaned fur seal pup response (using telemetry data) to various habitat conditions also suggest that wind and ocean currents play an important role in their movement patterns (Johnson et al. 2021a).

Climatic conditions such as storms affect departure and movement of northern fur seal pups during weaning (Peterson 1965; Lea et al. 2009). In 2005, pup departures from St. Paul and St. George coincided with the onset of two strong storms. During these storm events, 41 percent of pups on St. Paul and 80 percent of pups on St. George departed (Lea et al. 2009). When departures within one day of the storm event were included,

those numbers increased to 68 percent and 85 percent, respectively. Wind speed and wind chill were the most influential factors in predicting departure date in the Pribilofs, especially during years with higher November storm activity (Lea et al. 2009). Climate change is predicted to continue to increase the frequency of intense storms and therefore could affect post-weaning behavior of fur seal pups, which could in turn impact survival.

Increases in storm activity due to climate change is likely to increase pup mortality due to separation from their mothers, trauma, and being swept to sea before developing adequate swimming capability (Fink 2017). In 1950, severe storms and low temperatures may have contributed to the deaths of an estimated 700 yearling fur seals along the Oregon and Washington coasts (Scheffer 1950). Yearling seals, who were originally tagged in the Pribilofs, washed ashore dead during a period of severe and prolonged winter storms. Snow on rookeries, especially in large amounts has also been known to affect haul out and nursing behaviors (Peterson 1962).

El Niño Southern Oscillation

Changes in environmental and oceanographic features caused by Pacific Ocean oscillations are correlated with population level impacts to fur seals (DeLong and Antonelis 1991; Melin and DeLong 2000; Carretta et al. 2012). Atmospheric circulations and wind patterns can create ocean basin variations in upwelling and drive large-scale ocean oscillations (Francis et al. 1998; Hare and Mantua 2000; Minobe 2000; Mantua and Hare 2002; Minobe 2002). These oscillations can cause abrupt transitions between different regimes (large and persistent changes) in marine ecosystems that affect their structure and function (Minobe 2000; Mantua and Hare 2002; Overland et al. 2012). Ecological regime shifts observed in the Bering Sea from 1970-2008 coincided with significant changes in sea ice, sea surface temperature, and surface air temperature, suggesting that different types of oscillations may best explain regime shifts in the Bering Sea (Zhang et al. 2010).

The El Niño Southern Oscillation is a pattern of pressure, temperature, and rainfall fluctuations that can have global climate impacts (Stabeno et al. 2007; Overland et al. 2012). El Niño events account for approximately one-third of the ice and sea surface temperature variability in the Bering Sea (Niebauer and Day 1989) and can have significant impacts on the distribution and survival through reproduction and recruitment of fish, and other processes, in ways that are not well understood (Hollowed et al. 2013). These events can particularly affect distribution and abundance of pollock (Joy et al. 2015), which is an important fur seal prey species. The reduced upwelling associated with El Niño can alter abundance, distribution, and fat content of pinniped prey species. This can impact pinniped foraging behavior and success, body condition, and can ultimately lead to a decline in abundance (Gulland et al. 2022).

The peak years of fur seal strandings on the central California coast from 1975-1997 were reported during El Niño events (Fauquier et al. 1998). Most of these stranded fur seals were recently weaned pups that were emaciated and malnourished. The El Niño events

of 1972, 1983, 1992, and 1997 had dramatic negative impacts on birth rates, and pup growth and survival on San Miguel Island, California (DeLong and Antonelis 1991; Carretta et al. 2012). However, survival of Pribilof juvenile males is positively correlated with El Niño (York 1991) and higher air and sea surface temperature trends (York 1995).

The patterns associated with El Niño may give insight into the impacts on pinniped populations driven by climate change. However, there is not yet a clear connection between the short-term responses to episodic climate variability (i.e., El Niño) that can be extrapolated to predict responses to long-term changes associated with climate change (Gulland et al. 2022).

Shifts in Prey Abundance and Distribution

Repeated cyclic and large-scale shifts in climatic and oceanic conditions have occurred in the Bering Sea (Stabeno and Overland 2001; Hunt Jr et al. 2002; Grebmeier et al. 2006; Siddon 2022). Climatic shifts can impact northern fur seal foraging success and survival through changes in the distribution, abundance, and accessibility of prey. The impacts of prey availability on fur seal foraging effort and pup mass have been demonstrated both observationally (Gentry 1998; Springer et al. 2008; Nordstrom et al. 2013a; Kuhn et al. 2014b) and theoretically (McHuron et al. 2022). For example, from 1974-1978, a period of high walleye pollock recruitment, foraging trips by female fur seals from the Pribilofs decreased in duration (Gentry 1998). On Bogoslof Island, female foraging trip durations are consistently less than half the duration of those on St. Paul Island, and also occur significantly closer to the island (Nordstrom et al. 2013a, Kuhn et al. 2014b, Springer et al. 2008). Shorter trip durations in both of these cases suggest that prey may have been more abundant or located closer to the colony. Furthermore, theoretical models designed to examine the effects of prey availability on mother behavior and pup growth conclude that to achieve pup growth rates characteristic of a population experiencing rapid growth (i.e., Bogoslof Island), the primary foraging grounds need to be less than 150 km from the rookery (McHuron et al. 2022).

Recent evidence suggests that the Bering Sea is experiencing an overall pattern of warming resulting in reduced sea ice cover, early ice retreat, and increased sea surface temperatures (Stabeno and Bell 2019; Danielson et al. 2020). Most climate models predict this trend will continue (Hermann et al. 2016). Environmental conditions strongly influence the recruitment, distribution, and abundance of pollock, as well as other important prey species (Wespestad et al. 2000; Mueter et al. 2011; Hollowed et al. 2013; Spencer et al. 2016; Eisner et al. 2020; Siddon 2022). Recent changes in sea ice and bottom temperatures in the Bering Sea have led to a northerly shift in the distribution of both young and adult pollock and other groundfish (Eisner et al. 2020; Siddon 2022). Warmer sea surface temperatures negatively impact pollock recruitment, which may be further exacerbated by increases of arrowtooth flounder (a key pollock predator) in areas of high juvenile pollock density, caused by their avoidance of shifting cold pools (Spencer et al. 2016). Using predicted changes to summer sea surface temperature, Mueter et al. (2011) predicted a 32–58 percent decline in pollock recruitment by 2040–2050, and Holsman et al. (2020) projected declines over 80 percent for pollock and cod after 2075.

Shifts of important prey further from breeding islands will result in female fur seals traveling further to find food and longer trip durations, which have been directly linked to reduced pup mass and survival (Baker and Fowler 1992; Springer et al. 2008; McHuron et al. 2022).

Human Related Threats

Anthropogenic activities have the potential to disturb (harass) fur seals either directly or indirectly. The duration, timing, repetition, and intensity of the disturbance are important to consider when quantifying harassment for assessing effects on an individual and/or population level. Interpreting the biological significance of harassment from these activities is more challenging than simply detecting short-term behavioral changes or changes to habitat. NMFS, other federal agencies, state agencies, tribes, local entities, and other stakeholders can, to varying degrees, manage the effects of the following human-related threats identified; this forms the basis for 3 out of the 4 objectives included in this Conservation Plan.

Subsistence Harvest

The combined subsistence harvest of fur seals on St. Paul and St. George is low compared to commercial harvest levels as well as current subsistence harvest limits. In 1985, the first year with no commercial harvest, the harvest was 3,713 seals. The subsistence harvest has been fewer than 2,000 seals each year since, with a declining trend (Figure 12). Accidental death of females is also very low; no more than 6 females have been killed during any year except for 1986, when 16 were killed (Figure 13). All harvest data are drawn from reports located on the NMFS website: [Northern Fur Seal Subsistence Harvest Estimates and Reports](https://www.fisheries.noaa.gov/alaska/marine-mammal-protection/northern-fur-seal-subsistence-harvest-estimates-and-reports)².

²NMFS Alaska Region website, Northern fur seal subsistence harvest estimates and reports. Available at <https://www.fisheries.noaa.gov/alaska/marine-mammal-protection/northern-fur-seal-subsistence-harvest-estimates-and-reports>, accessed January 2023.

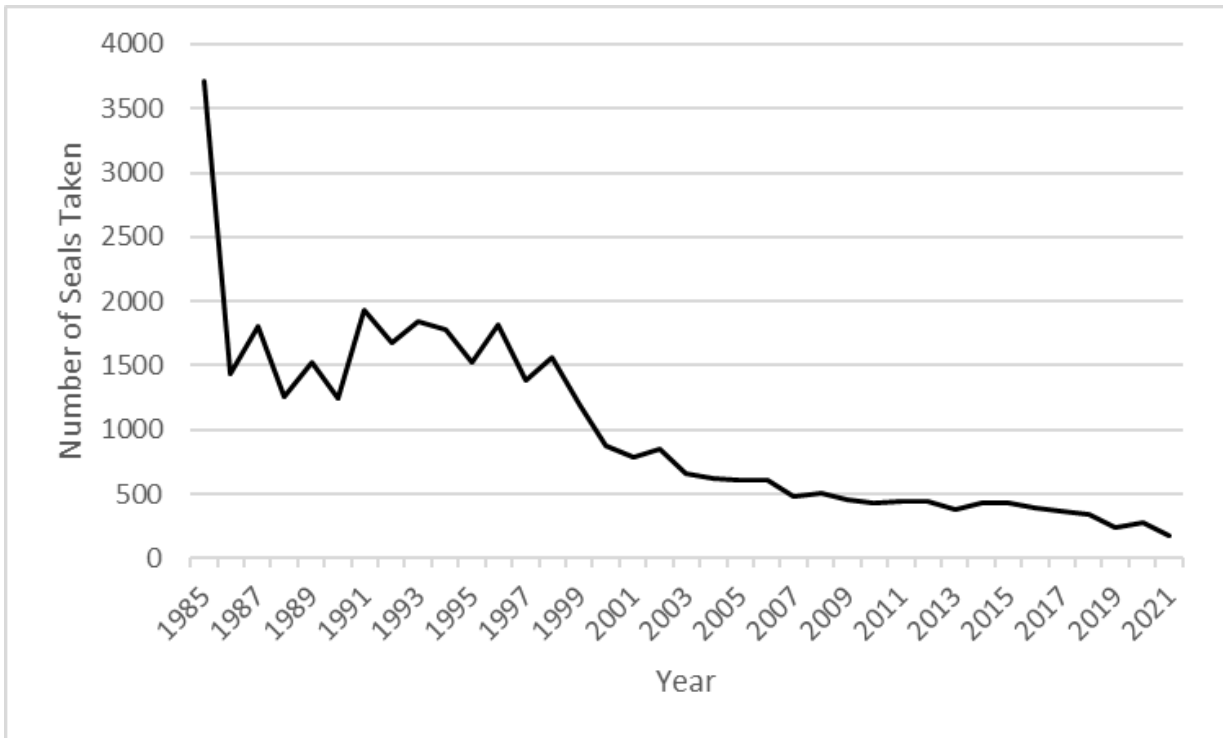


Figure 12. Subsistence harvest of northern fur seals from St. Paul and St. George islands, 1985–2021.

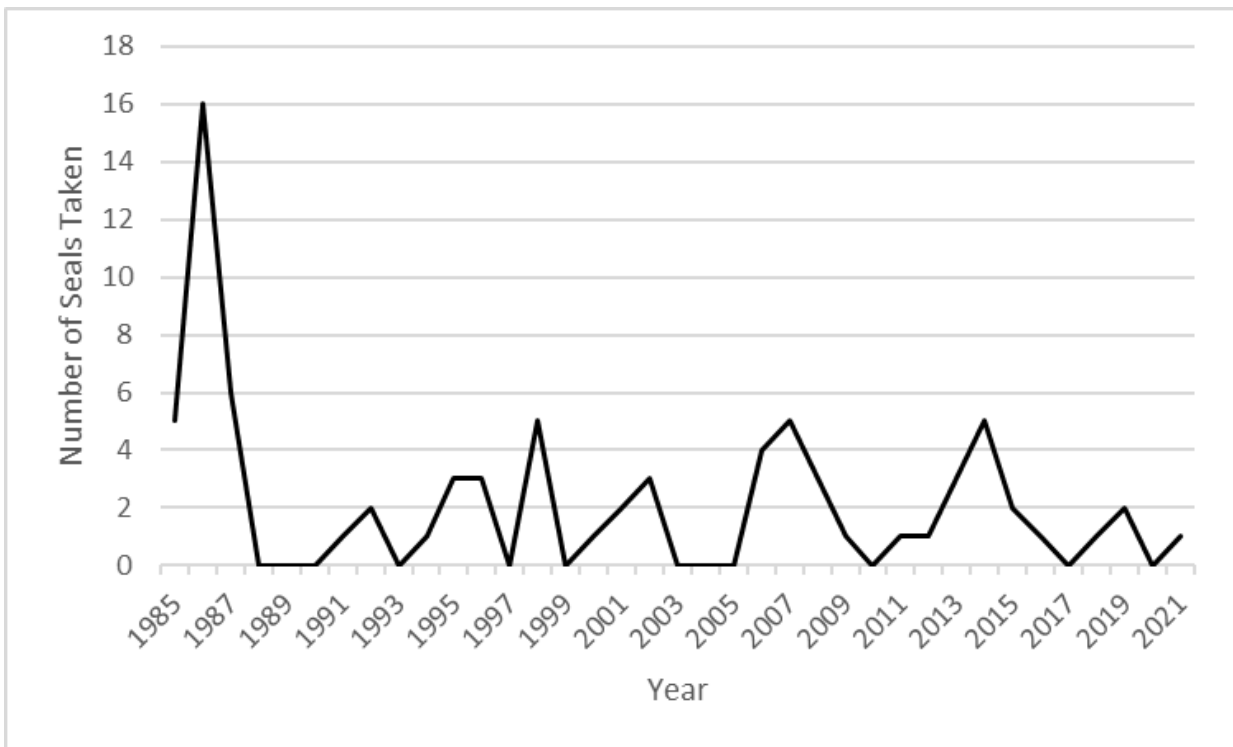


Figure 13. Accidental death of female northern fur seals during subsistence harvest from 1985–2021 for St. Paul and St. George islands.

In recent years, subsistence use of fur seals has remained far below the current harvest limits of 2,000 fur seals for St. Paul and 500 for St. George (50 CFR 216.72(d), (e)). Reports from 2022 have not yet been finalized, but harvest reports from 2021 included 167 juvenile males (sub-adults and pups combined) and 1 female from St. Paul (Divine et al. 2021) and 2 juvenile males from St. George (M.J. Mercurief pers. comm. Feb. 2023). Current subsistence use of fur seals is a known source of human-caused mortality that is co-managed by NMFS and tribal partners, but is considered to have a negligible effect on the fur seal population (NMFS 2014; NMFS 2019).

Commercial Fishing

Commercial fisheries may have direct or indirect effects on northern fur seals. Direct effects of commercial fishing may include incidental take (bycatch) during fishing operations or entanglement in marine debris that is lost or discarded from fishing activities (described further under Entanglement in Marine Debris section). Indirect effects may include reduced fitness (e.g., foraging, growth) due to disturbances from boat traffic, fishing activities, and the presence of fishing gear. Commercial fisheries may also indirectly affect northern fur seals by targeting the same species that fur seals use for prey, resulting in competition.

Federal groundfish fisheries are managed by NMFS under policies and management strategies developed and regularly reviewed by the North Pacific Fishery Management Council (NPFMC) and NMFS. Salmon and nearshore fisheries are managed by the Alaska Department of Fish and Game (ADFG).

Direct Fishery Effects – Incidental Catch (Bycatch)

The MMPA prohibits "take" of any marine mammal in U.S. waters. The MMPA definition of "take" is to harass, hunt, capture, or kill, or attempt to harass, hunt, capture, or kill any marine mammal (16 U.S.C. 1362(13)). An exception to this prohibition exists for mortality and serious injury incidental to commercial fishing operations (MMPA section 118).³

Annually, NMFS classifies commercial fisheries on the List of Fisheries⁴ based on the level of marine mammal mortality (deaths) and serious injury that they cause incidentally (i.e., accidentally or unintentionally). In classifying fisheries, NMFS compares the numbers of marine mammals that are incidentally killed or seriously injured by commercial fishing operations to a stock's potential biological removal (PBR) level. To prepare the MMPA List of Fisheries, NMFS primarily uses marine mammal stock assessment reports, which generally summarize data from a rolling five-year period, and supplements these data with other sources, as needed. Commercial fisheries with frequent incidental deaths and serious injuries (that are by themselves responsible for the

³ NMFS Marine Mammal Authorization Program, available at: <https://www.fisheries.noaa.gov/national/marine-mammal-protection/marine-mammal-authorization-program>, accessed February 2023.

⁴ NMFS List of Fisheries Summary Tables, available at: <https://www.fisheries.noaa.gov/national/marine-mammal-protection/marine-mammal-protection-act-list-fisheries>, accessed May 2023.

annual removal of 50 percent or more of any marine mammal stock's PBR) are classified as Category I. Fisheries with occasional deaths and serious injuries (greater than 1 percent and less than 50 percent annual removal of a stock's PBR) are classified as Category II. Fisheries with a remote likelihood or no known deaths or serious injuries (less than or equal to one percent of a stock's PBR) are classified as Category III. Category I and II fisheries may be required by NMFS to implement actions to reduce incidental mortality and serious injury.

NMFS requires that all marine mammal mortalities and serious injuries in all commercial fisheries be reported. Self-reporting to NMFS within 48 hours of the end of the fishing trip is a requirement in order for the incidental take to be authorized under section 118 of the MMPA. Additionally, some federal fisheries are required to have onboard observers to monitor and report any take of marine mammals as part of their duties. In some fisheries, electronic monitoring (EM) systems are used instead of observers, and may be able to document some marine mammal interactions to monitor intentional and incidental catch⁵. Vessels fishing under the EM program are required to follow the same reporting procedures for all injuries and mortalities of marine mammals incidental to fishing activities.

The North Pacific Observer Program is responsible for monitoring a federally managed fishing fleet of nearly a thousand vessels that fish with a combination of hook-and-line, pot, and trawl gear across the Alaska Exclusive Economic Zone (EEZ) (NMFS 2022). Fishing activities are classified as belonging to either partial or full coverage categories. Vessels in the full coverage category have one or two observers onboard for all trips. In the Bering Sea, nearly all trawl vessels are in the full coverage category. Vessels in the partial coverage category are placed in selection pools based on factors such as gear type and vessel length. The rate of observer coverage in the partial selection pool currently ranges from zero for vessels less than 40 feet in length or using certain gear types (e.g., jig, troll, dinglebar troll) to 23 percent for trawl vessels not covered by electronic monitoring (NMFS 2022). Electronic monitoring in some small fixed gear fisheries uses cameras instead of onboard observers to record and estimate catch information (50 CFR 679.51(f)). The NPFMC has recommended increased use of EM and NMFS has an Exempted Fishing Program in some trawl fisheries which uses a combination of cameras for compliance monitoring and shoreside observers for sampling⁶. NMFS develops an Annual Deployment Plan to explain how observers and EM will be deployed for the upcoming calendar year⁷. The Annual Deployment Plan defines partial coverage strata, participation requirements, and selection rates that can change each year. The partial coverage strata determine how trips will be monitored (for example

⁵ NMFS Electronic Monitoring in Alaska web site: <https://www.fisheries.noaa.gov/alaska/resources-fishing/electronic-monitoring-alaska>.

⁶ NMFS Exempted Fishing Program: <https://www.fisheries.noaa.gov/alaska/resources-fishing/exempted-fishing-permits-alaska>.

⁷ The 2023 Annual Deployment Plan can be found here: <https://www.fisheries.noaa.gov/resource/document/2023-annual-deployment-plan-observers-and-electronic-monitoring-groundfish-and>.

which vessels belong to observer or EM selection pools and the requirements necessary to participate in each). They may be based on factors such as gear type, vessel length, funding, and monitoring goals.

The Alaska Marine Mammal Observation Program (AMMOP) authorizes collection of marine mammal bycatch data on incidental catch of marine mammals in fisheries managed by the State of Alaska that are not otherwise observed. AMMOP collected data on several State of Alaska fisheries from 1990-2013, but has not been funded or operated in recent years. AMMOP is managed by the Fisheries Monitoring and Analysis Division of the Alaska Fisheries Science Center (AFSC). AFSC is working to develop a scoping document for potential re-implementation of AMMOP. State of Alaska salmon fisheries have not been observed since 2013.

Fur seals may become hooked, entrapped, or entangled in fishing gear during commercial fishing operations, resulting in incidental take or bycatch. These interactions sometimes, but not always, result in mortality or serious injury (Freed et al. 2022). Northern fur seal mortality and serious injury is known to occur in several fishing gear types, including trawl, gillnet, and longline fisheries. Data are limited because observers are not present on all vessels for all trips and fishers may not always self-report as required. As a result, rates of fisheries-caused mortality and serious injury may be greater than reflected in existing data and are considered minimum estimates (Muto et al. 2022).

An additional resource for fisheries-related mortality and serious injury data is the NMFS Alaska Region Marine Mammal Stranding Network database. Some fur seals that become entangled in fishing gear may escape with trailing gear that goes undetected or un-reported by observers or fishers. If these entangled animals haul-out or are seen and reported to the stranding hotline⁸, NMFS is sometimes able to identify the type of fishing gear and assign the mortality or serious injury to a specific fishery (Freed et al. 2022). Not all entangled animals are observed, reported, or have the cause of death determined; therefore, mortality and serious injury estimates from the stranding database are also considered minimum estimates (Freed et al. 2022).

The MMPA Lists of Fisheries⁹ (88 FR 16899, March 21, 2023), northern fur seal stock assessment reports¹⁰, and mortality and serious injury reports (e.g., Freed et al. 2022) from 1998-2020 were reviewed to determine which U.S. fisheries had self-reported, observed, or assumed interactions with northern fur seals. Those fisheries and the northern fur seal bycatch observations are described below.

Bristol Bay Salmon Drift Gillnet and Set Gillnet Fisheries

⁸ NOAA Fisheries Alaska Statewide 24-hour Stranding Hotline (877) 925-7773

⁹ NMFS, MMPA List of Fisheries publications are available online at <https://www.fisheries.noaa.gov/national/marine-mammal-protection/marine-mammal-protection-act-list-fisheries>, accessed February 2023.

¹⁰ NMFS, Marine Mammal Stock Assessment Reports by Region, available at: <https://www.fisheries.noaa.gov/national/marine-mammal-protection/marine-mammal-stock-assessment-reports-region>, accessed February 2023.

The Bristol Bay salmon drift gillnet and set gillnet fisheries primarily target sockeye salmon (*Onchorychus nerka*), with annual commercial harvests averaging 28.1 million sockeye per year during 2000–2022 (Elison et al. 2022). To a lesser extent, these fisheries also harvest Chinook (*O. tshawytha*), chum (*O. keta*), coho (*O. kisutch*), and pink (*O. gorbuscha*) salmon. These fisheries are listed as Category II in the 2023 MMPA List of Fisheries based on analogy with other Alaska drift gillnet and set gillnet fisheries. These fisheries occur in all coastal and inland waters east of a line from Cape Newenham to Cape Menshikof, encompassing nine major river systems (Figure 14), and generally operate from mid-June to the end of August with peak effort and harvest during a 3–4 week period in late June and early July.

These fisheries are managed by the ADFG as limited entry fisheries (with a set number of permits) with gear restrictions on the mesh size, net size, and area closures. These fisheries have not been observed by AMMOP; therefore, any reported bycatch is from fisher self-reports³.

Self-reports from the Bristol Bay drift gillnet fishery indicated 5 incidental takes of northern fur seal in 1990 and 49 in 1992 (Hill and DeMaster 1998). There are no confirmed reports of incidental take in the set net fishery. In 1990, self-reports from the Bristol Bay set and drift gillnet fisheries were combined. As a result, it is unknown whether some of the northern fur seal mortalities reported in 1990 may have occurred in the set net fishery (Hill and DeMaster 1998). Self-reported fisheries data are considered incomplete, and have mostly been unavailable or unreliable since these early reports.

Northern fur seals from both rookery complexes on St. George Island consume salmon to the extent that it is generally the second or third most frequent item in their diet (Zeppelin and Ream 2006). The estimates of the spatial and temporal distribution of lactating female northern fur seals from St. George indicate that they do not overlap with the Bristol Bay fisheries. Sterling and Ream (2004) identified that male fur seals from two of the St. Paul Island rookery complexes foraged in areas similar to adult lactating females from those same rookeries except that their trip durations were longer and ranged further from St. Paul Island. Assuming male fur seals from St. George forage similarly we would predict that their foraging trips may extend into Bristol Bay and interact with those salmon drift gillnet and set net fisheries.

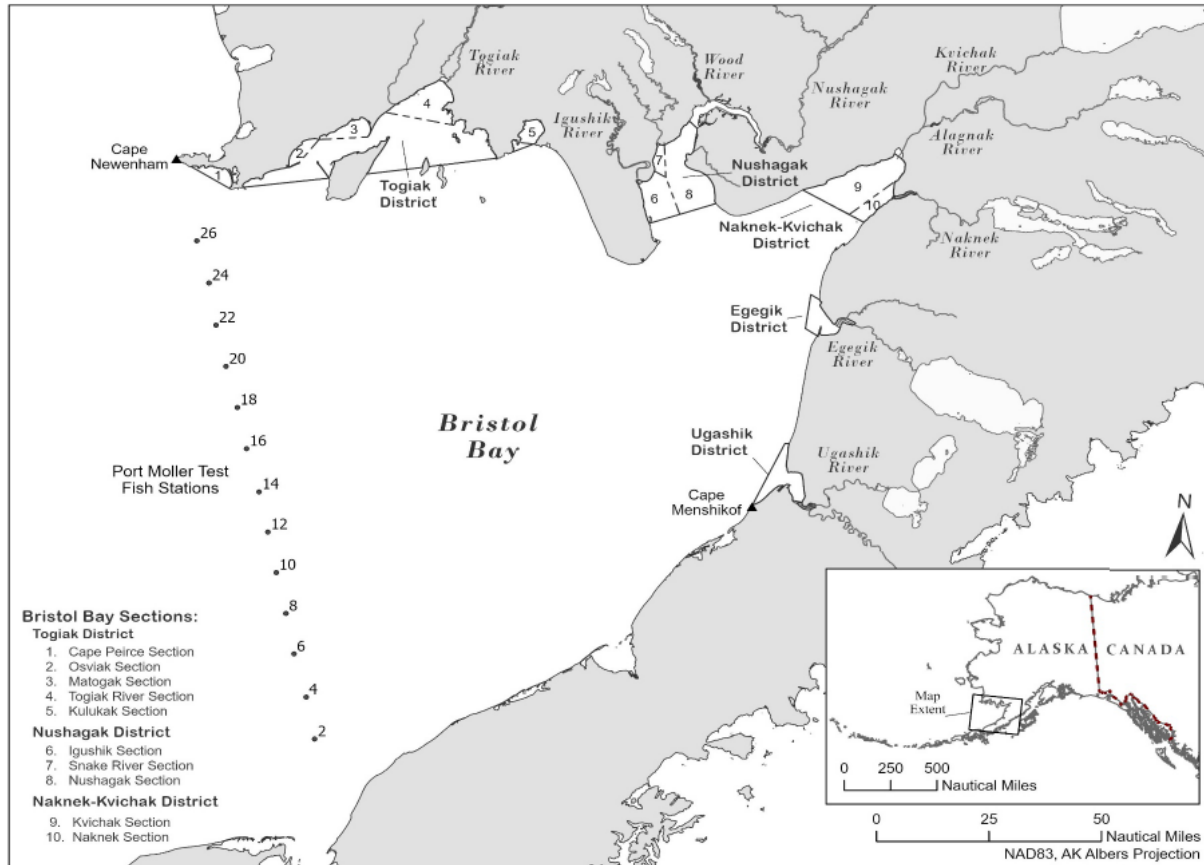


Figure 14. Bristol Bay commercial salmon fishing districts (excerpted from Elison et al. (2022) and used with permission).

Alaska Peninsula/Aleutian Islands Salmon Drift Gillnet Fishery

The Alaska Peninsula and Aleutian Islands salmon drift gillnet fishery targets all five species of salmon. This fishery is listed as Category II in the 2023 MMPA List of Fisheries based on the similarity of gear and methods as other Alaska drift gillnet fisheries with higher rates of documented incidental take of fur seals. Nearly all of the fishing effort in this fishery occurs in the Alaska Peninsula Area of Area M (dotted area shown in Figure 15). The fishery in the North Alaska Peninsula subarea primarily targets sockeye and chum, with lesser amounts of pink and coho from late June through mid-August (Johnson et al. 2021b). The South Alaska Peninsula subarea fishery is much larger in volume and catches all five species of salmon, including large numbers of pink, sockeye, and chum throughout June, July, and August (Fox et al. 2022). Since 2014, there has been limited to no harvest of salmon by this fishery in the Aleutian Islands Area (including the Pribilof Islands) of Area M due to a lack of processing capacity (Wilburn and Keyse 2015; ADFG 2022).

This drift gillnet fishery is managed by ADFG as a limited entry fishery with gear restrictions on the mesh size, net size, and area closures. The fishery was observed by AMMOP at a 4 percent coverage rate in 1990, but has not been observed since³. Two

northern fur seals were self-reported as taken in this fishery in 1990⁷.

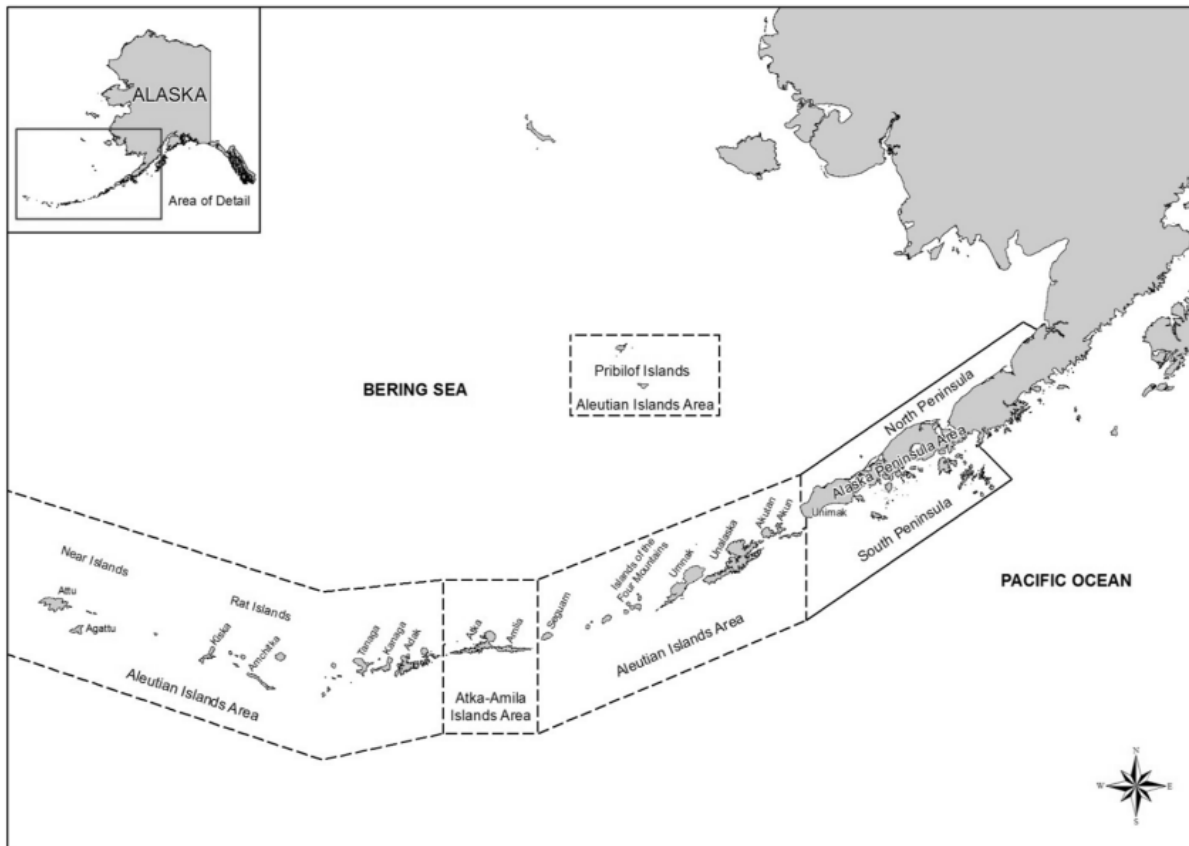


Figure 15. Map of ADFG Salmon Management Area M (all areas within dotted lines). Most of the effort occurs in the Alaska Peninsula Area to the west (excerpted from ADFG (2022) and used by permission).

During the summer, adult females from St. George and Bogoslof approach the Alaska Peninsula and Aleutian Islands (see Figure 7B and Kuhn et al. 2014a) on their foraging trips indicating that they may overlap spatially and temporally with some salmon fisheries. Sterling and Ream (2004) identified that male fur seals from two of the St. Paul Island rookery complexes foraged in areas similar to adult lactating females from those same rookeries except that their trip durations were longer and ranged further from St. Paul Island. Assuming male fur seals from St. George and Bogoslof forage similarly we would predict that their foraging trips would also extend into these fisheries areas.

In general, there is some level of spatial or temporal overlap between fur seals and Alaska Peninsula/Aleutian Islands salmon drift gillnet fisheries. In addition, yearling and two year-old seals' foraging trips extend into the Alaska Peninsula and Aleutian Islands (Zeppelin et al. 2019). However, by the fall/early winter, these fisheries are nearly complete and few vessels are still on the fishing grounds.

Alaska Prince William Sound Salmon Drift Gillnet Fishery

The Alaska Prince William Sound salmon drift gillnet fishery is an MMPA Category II fishery based on its level of incidental mortality and serious injury of harbor porpoise (*Phocoena phocoena*) and Steller sea lions, not fur seals³. This fishery targets all five species of salmon in all coastal waters entering the north central Gulf of Alaska between Cape Suckling and Cape Fairfield including the Bering River, Copper River, and all of Prince William Sound (Botz et al. 2021)(Figure 16). Pink salmon are caught in the highest numbers, followed by sockeye salmon. This fishery operates from mid-May to the end of September. Peak effort in this fishery depends on species and location, with Chinook harvests generally and primarily occurring from late May through mid-June, sockeye from late-May through early July, chum from late June through July, and pink and coho from mid-July through August (Botz et al. 2021).

This fishery is managed by ADFG as a limited entry fishery with gear restrictions on the mesh size, net size, and area closures. The fishery was observed at 4 percent coverage in 1990 and 5 percent coverage in 1991 by the AMMOP, but has not been observed since³. One northern fur seal was self-reported as taken in this fishery in 1990 and one was self-reported in 1991⁷.

Northern fur seals migrate north through the northern Gulf of Alaska and southern Prince William Sound in May and June, but are not thought to be frequently or regularly present in Prince William Sound during the salmon driftnet fisheries. The two reports from 1990 and 1991 clearly indicated some fur seals were present in Prince William Sound. There is no temporal information regarding these two incidences of fur seal bycatch, but the lack of recent reporting or observations of fur seals in Prince William Sound suggest this interaction was an anomaly rather than a regular occurrence.

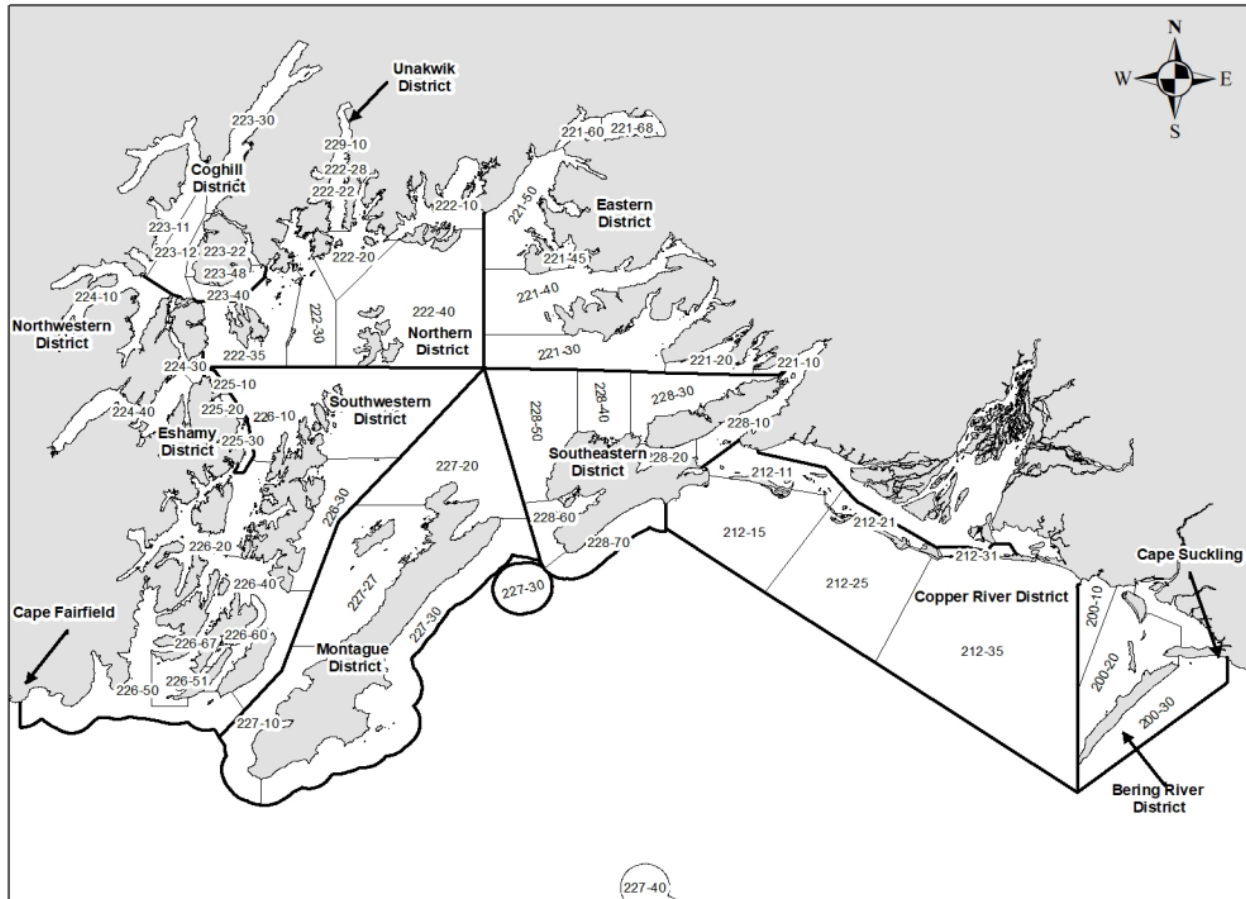


Figure 16. Prince William Sound management area and commercial fishing districts (excerpted from Botz et al. (2021) and used with permission).

Alaska Bering Sea/Aleutian Islands Flatfish Trawl

The Alaska Bering Sea/Aleutian Islands (BSAI) flatfish non-pelagic (i.e., bottom contact) trawl fishery is a Category II fishery based on its level of incidental mortality and serious injury of Steller sea lions and killer whales, not fur seals³. Fishing effort in this fishery occurs within the U.S. EEZ of the Eastern Bering Sea and the portion of the North Pacific Ocean adjacent to the Aleutian Islands, which is west of 170°W. longitude up to the U.S.-Russian Convention Line of 1867 (Figure 17). The season generally extends from late January through November, with a reduction in effort occurring from mid-June through mid-August (Figure 18). Yellowfin sole (*Limanda aspera*) is the primary species captured, with lesser amounts of other flatfish species (Figure 18).

This fishery is federally managed under the Fishery Management Plan for Groundfish of the BSAI Management Area (BSAI FMP). The authorized gear, fishing season, criteria for determining fishing closures, and area restrictions by gear type are defined in the regulations implementing the BSAI FMP (50 CFR part 679). Management measures for the BSAI groundfish fisheries constrain fishing both temporally and spatially.

This fishery is currently monitored under the North Pacific Observer Program in the full coverage category. Observers reported bycatch of a total of 25 northern fur seals in 16 of 30 years between 1991 and 2021, and an anomalous 11 northern fur seals bycaught in 2019 (Freed et al. 2022).

It is unknown why this fishery has the highest rate of bycatch of northern fur seals. Flatfish are not common in the diet of northern fur seals (less than two percent frequency of occurrence; Zeppelin and Ream 2006), but it is possible that the location of the fishery in proximity to the Pribilof Islands and an extended season that overlaps with fur seal presence in the southeast Bering Sea causes higher levels of interactions than with other fisheries. That said, the rate of observed bycatch is still quite low, even with the higher relative rate of interaction in 2019 compared to the previous years. The mean estimated annual mortality and serious injury from this fishery is estimated at 2.7 seals (Muto et al. 2022).

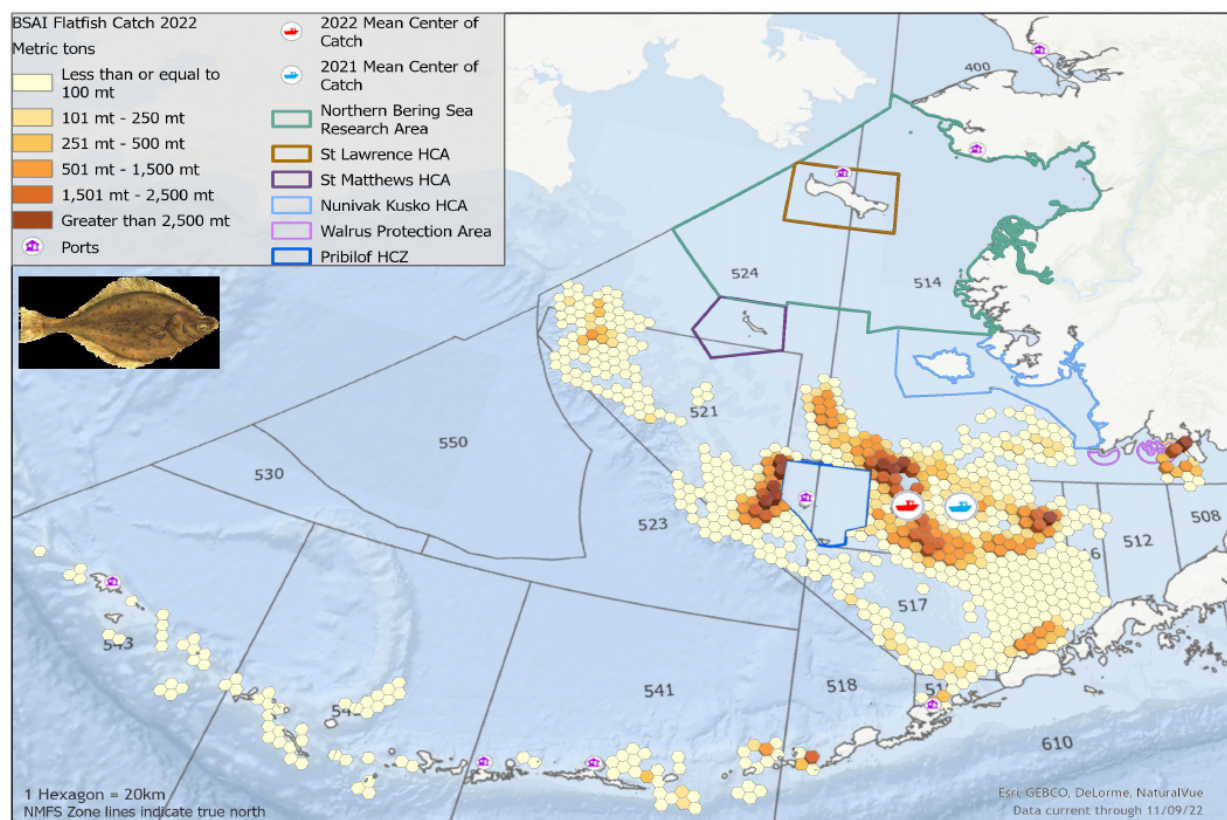


Figure 17. Distribution of 2022 fishing effort by the BSAI flatfish trawl fleet.¹¹ HCA= habitat conservation area and HCZ = habitat conservation zone.

¹¹ Figure excerpted from the NMFS BSAI Inseason Management Report presented to the NPFMC in December 2022 and available at <https://www.fisheries.noaa.gov/resource/document/alaska-inseason-management-annual-reports-north-pacific-fishery-management>, Accessed March 2023.

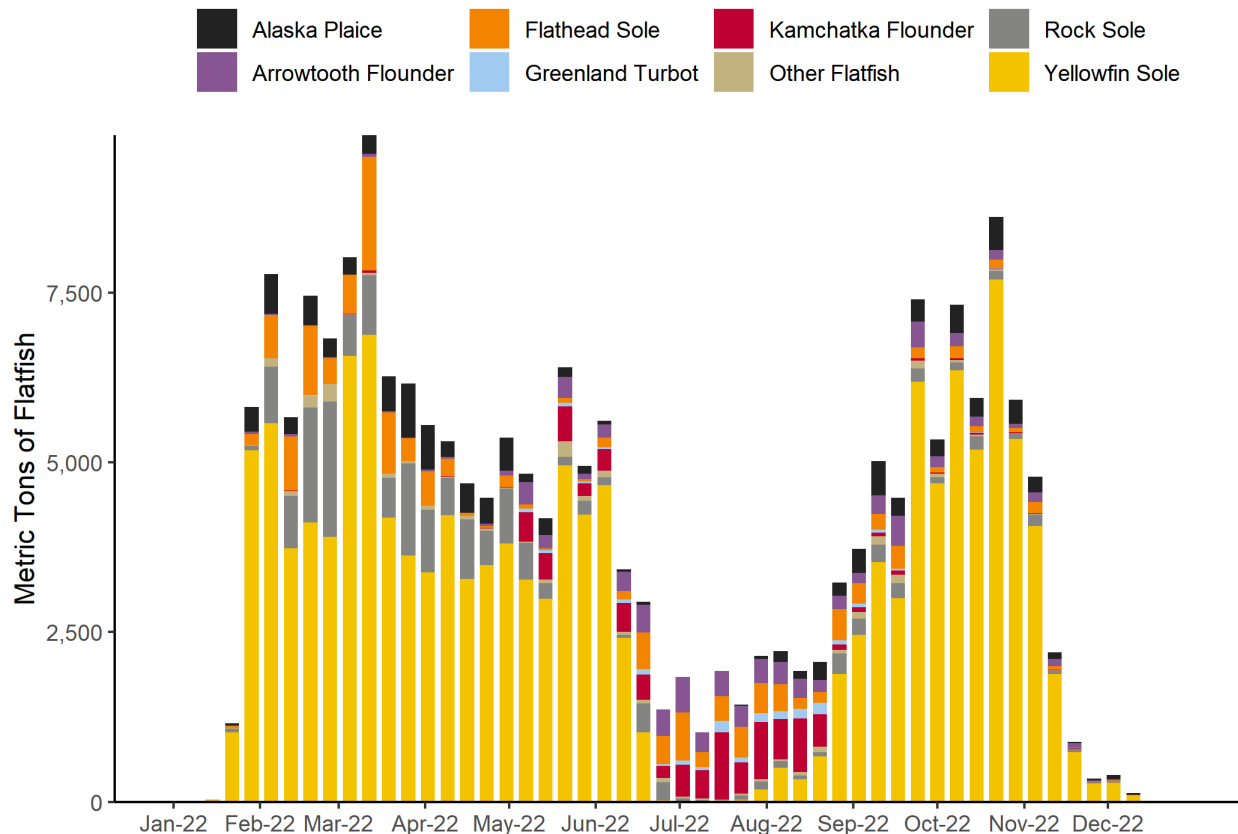


Figure 18. Catch composition and timing of the BSAI flatfish trawl fishery.

Alaska Bering Sea/Aleutian Islands Pollock Trawl

The BSAI pollock trawl fishery is a Category II fishery based on its level of incidental mortality and serious injury of other marine mammals, not fur seals. Fishing effort in this fishery takes place in the U.S. EEZ of the Eastern Bering Sea and the portion of the North Pacific Ocean adjacent to the Aleutian Islands. This fishery uses trawl gear to target pollock. The use of non-pelagic (i.e., bottom contact) trawl gear in the directed fishery for pollock is prohibited; however, some pollock is caught as incidental catch (not targeted) in other fisheries (Figure 19).

The Bering Sea pollock trawl fishery occurs in two seasons: the A season from January 20 through June 10, and the B season from June 10 through November 1, although the seasons can close earlier (early April and September, respectively) if the fishery catches its seasonal allocation (Figure 19). The B season catcher/processor fleet operates nearer to the Pribilof Islands (Figure 20) and account for about one-third of the catch (Figure 19). The remainder of the B season pollock fleet operates further from the Pribilof Islands (Figure 21), but still within the foraging habitat of fur seals (Figure 7).

Management measures for the BSAI groundfish fisheries constrain fishing both temporally and spatially. This fishery is federally managed under the BSAI FMP. The authorized

gear, fishing season, criteria for determining fishing closures, and area restrictions by gear type are defined in the regulations implementing the FMP (50 CFR part 679).

This fishery is monitored under the North Pacific Observer Program in the full coverage category. All trips are monitored with onboard observers or with EM. Observers reported mortality and serious injury of northern fur seals in 2005 ($n=1$), 2007 ($n=3$), 2008 ($n=1$), and 2010 ($n=2$), but not recently⁷. Despite spatial and temporal overlap of the B season with foraging northern fur seals from the various rookery complexes from the Pribilof Islands, high consumption of pollock by fur seals, and complete observer coverage, bycatch in this fishery is uncommon.

2022	TAC (mt)	Catch (mt)	%
Inshore	475,200	473,491	100%
Catcher/Processor	380,160	380,089	100%
Mothership	95,040	95,008	100%
CDQ	111,100	111,033	100%
Incidental Catch	49,500	44,781	90%
TOTAL	1,111,000	1,104,402	99%

* No reallocations in 2022

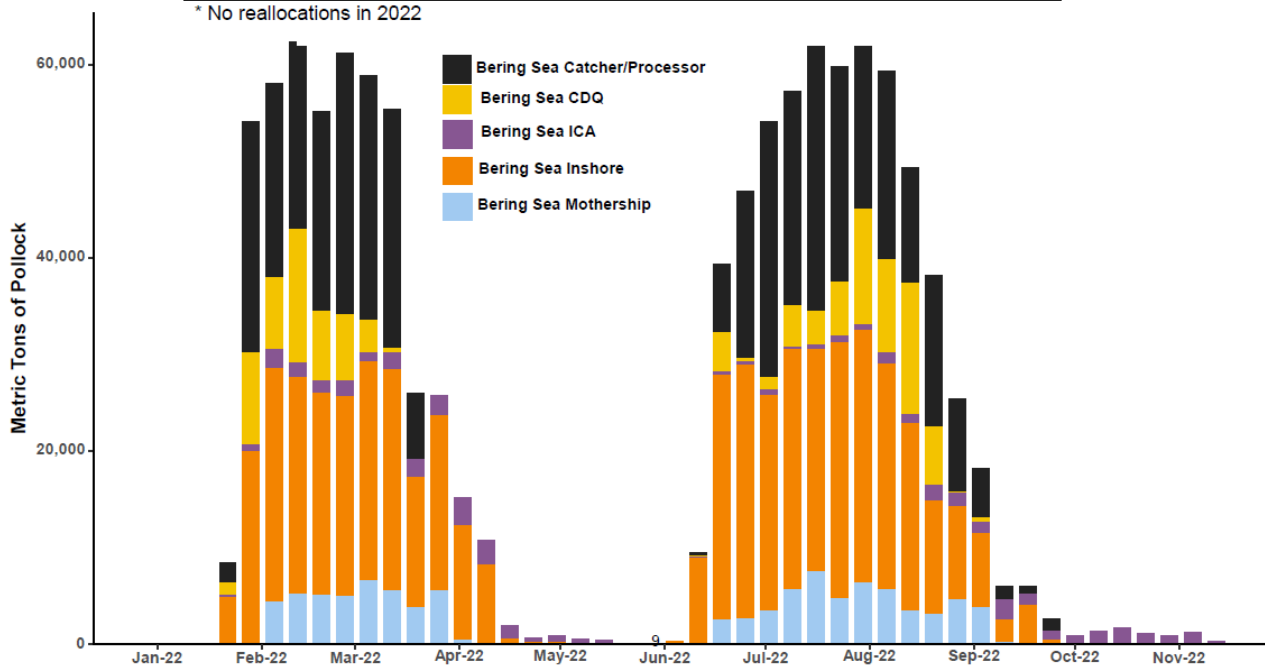


Figure 19. Bering Sea pollock catch by week and sector. The purple bars indicate incidental catch by the non-pelagic trawl fleet. All other colors represent targeted catch by the trawl fleet.⁹ CDQ = community development quota and ICA = incidental catch allowance

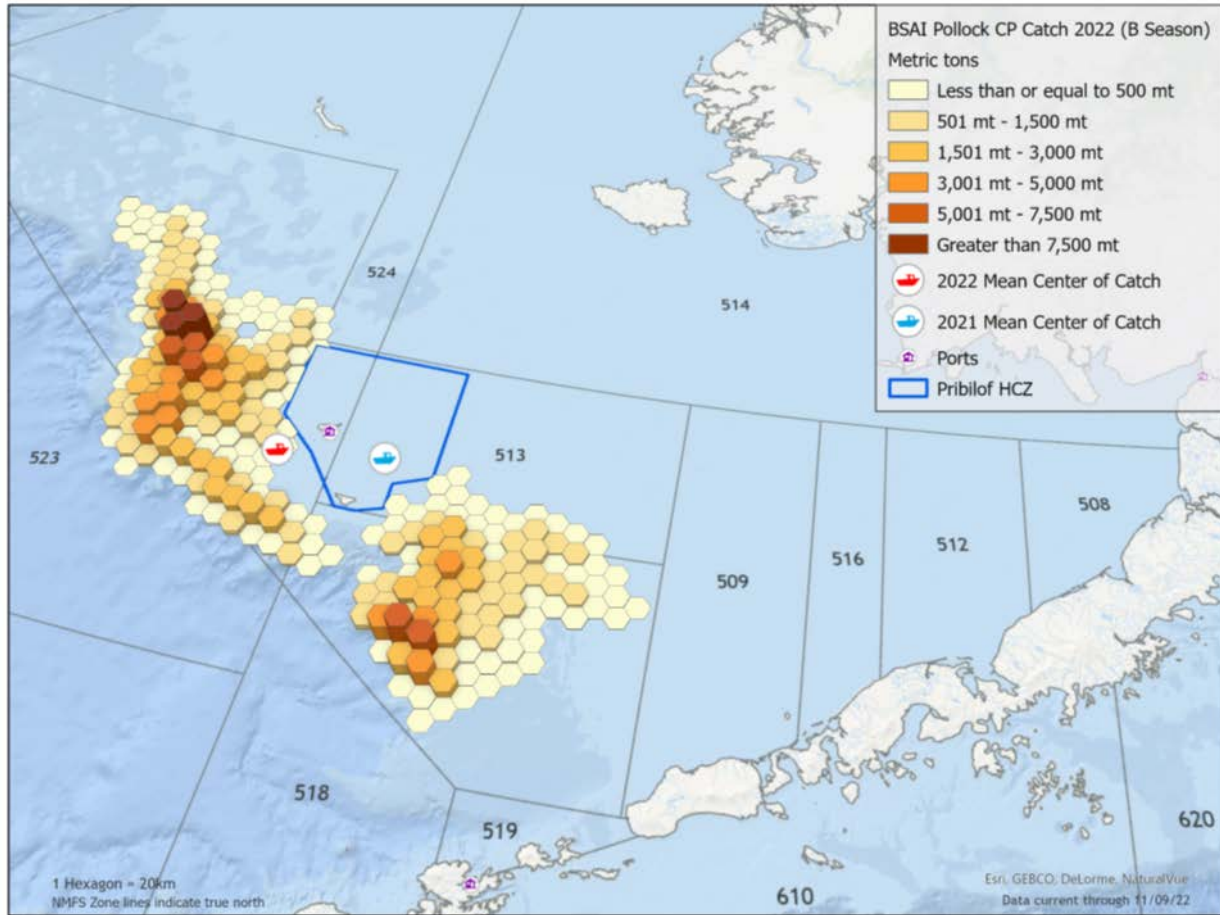


Figure 20. 2022 B Season Bering Sea pollock trawl directed fishery by catcher processors.⁹

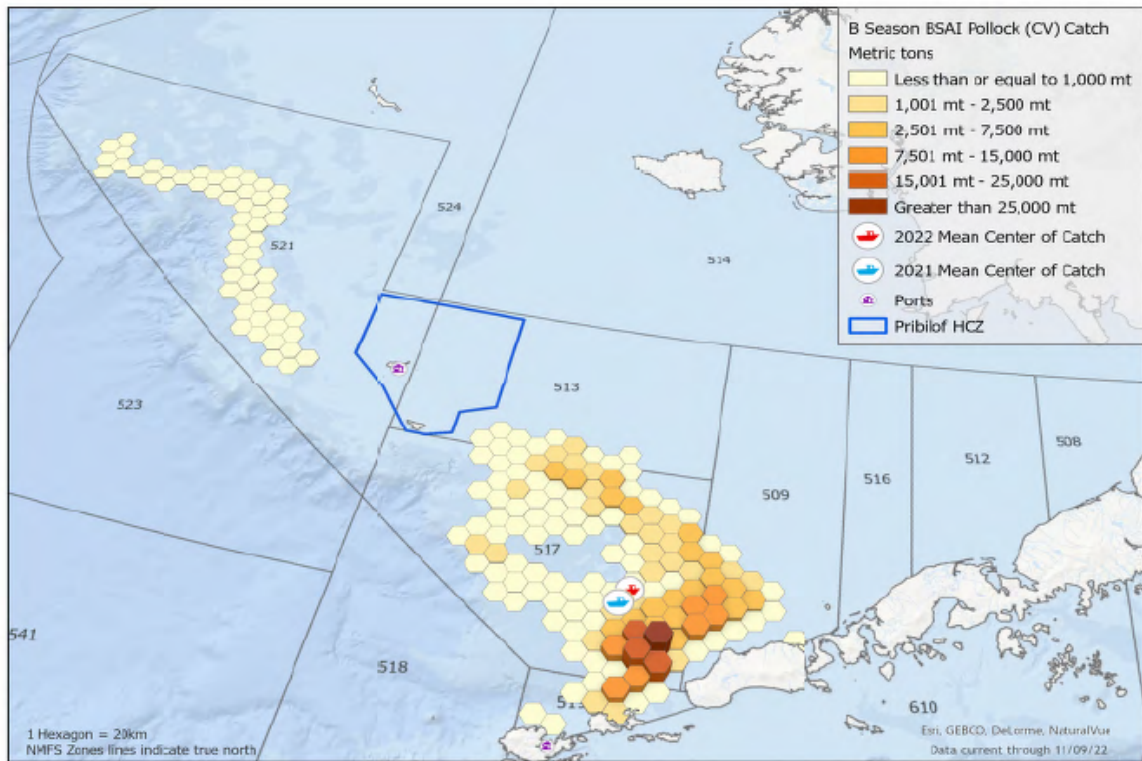


Figure 21. 2022 B Season Bering Sea pollock trawl directed fishery by catcher vessels.⁹

Alaska Bering Sea/Aleutian Islands Pacific Cod Longline

The Alaska Bering Sea/Aleutian Islands Pacific cod longline fishery is a Category III fishery. Fishing effort in this fishery occurs within the U.S. EEZ of the Eastern Bering Sea and the portion of the North Pacific Ocean adjacent to the Aleutian Islands (Figure 22). This fishery uses longlines/set lines to target Pacific cod.

Management measures for the BSAI groundfish fisheries constrain fishing both temporally and spatially. This fishery is federally managed under the BSAI FMP. The authorized gear, fishing season, criteria for determining fishing closures, and area restrictions by gear type are defined in the regulations implementing the BSAI FMP (50 CFR part 679).

This fishery is monitored under the North Pacific Observer Program, with the majority of trips belonging to the full coverage category. Observers reported mortality and serious injury of northern fur seals in 2006 ($n=1$) and 2010 ($n=1$) in this fishery, but not in recent years⁷. Despite considerable temporal and spatial overlap of this fishery with foraging northern fur seals from the various rookery complexes from the Pribilof Islands, and minor consumption of Pacific cod by fur seals, bycatch in this fishery is rare.

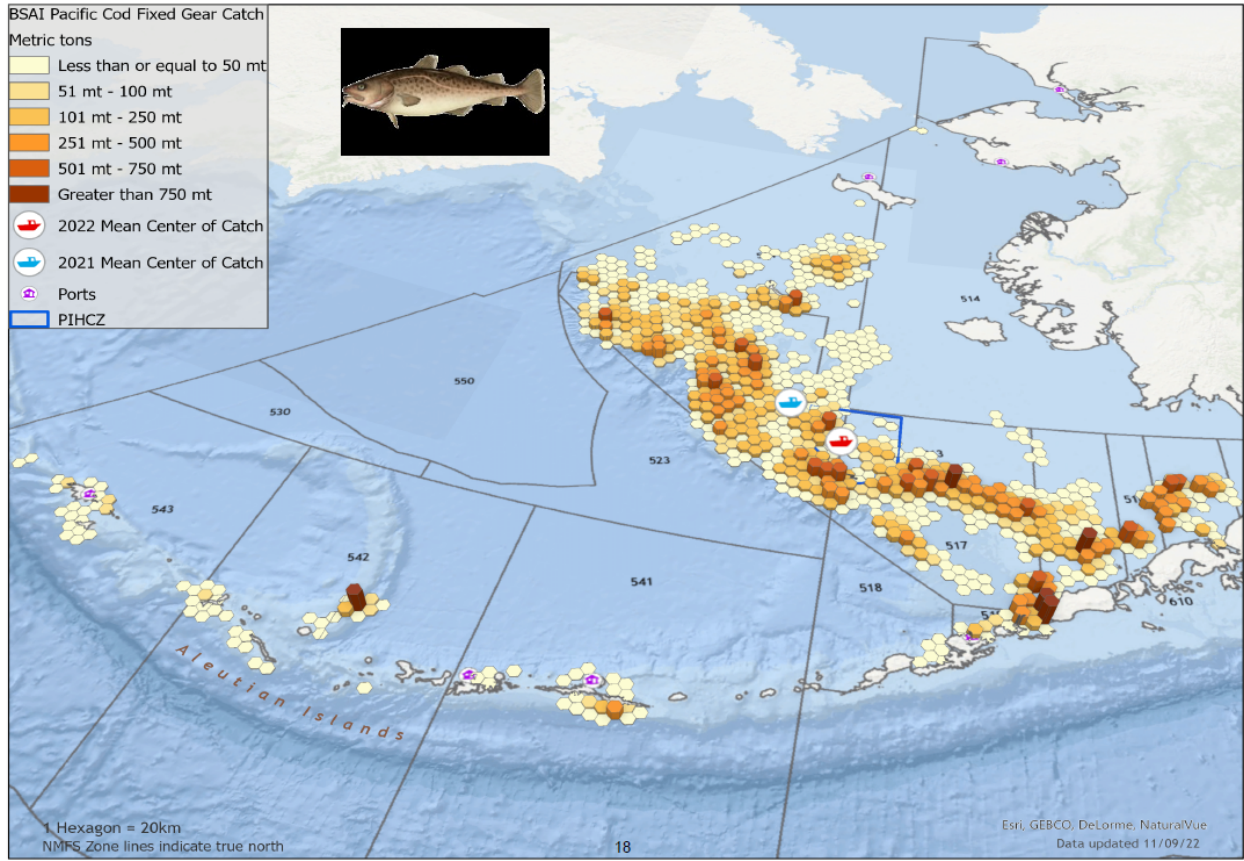


Figure 22. 2022 Pacific cod catch by fixed gear (non-trawl gear) in the Bering Sea/Aleutian Islands.⁹ PIHCZ = Pribilof Island habitat conservation zone.

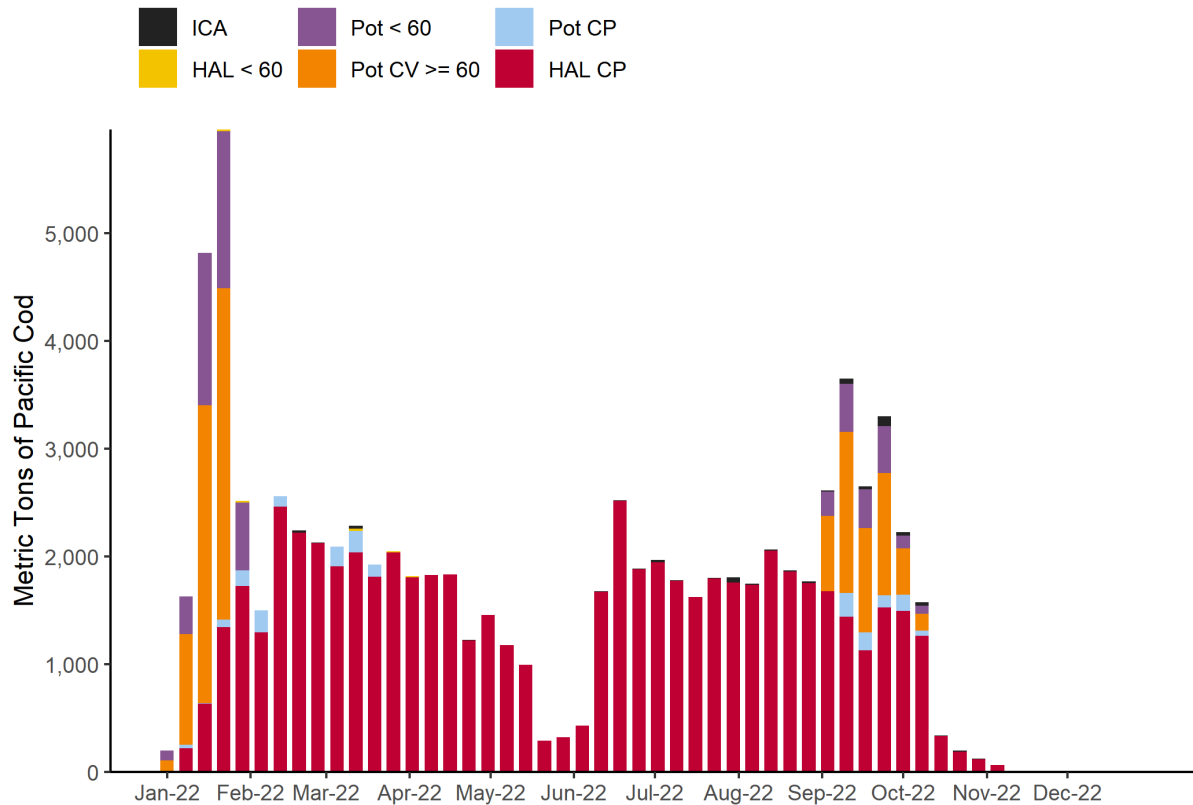


Figure 23. 2022 Bering Sea Aleutian Islands fixed gear (non-trawl) Pacific cod catch. Red and yellow bars (barely visible) represent the directed hook-and-line (longline) fisheries. ICA=incidental catch allowance (non-targeted catch), HAL=hook and line, CP=catcher processor, CV=catcher vessel. <60 and >=60 refer to the vessel length categories in feet.

Other Fisheries

The 2023 MMPA List of Fisheries⁷ also lists the Alaska Bering Sea/Aleutian Islands longline fishery and the Washington/Oregon/California groundfish trawl fishery as having interactions with northern fur seals.

Summary of Direct Fisheries Effects

Although there is likely underreporting of incidental takes of northern fur seals in fisheries that are unobserved, U.S. commercial fisheries do not appear to cause many direct fur seal mortalities or injuries. No fisheries are classified as Category I or II based on mortality and serious injury of northern fur seals. Human-caused mortality and serious injury resulting from U.S. commercial fisheries is estimated at 3.5 animals per year for the period 2015–2019 (Muto et al. 2022). Section 118 of the MMPA requires fisheries to reduce marine mammal mortality and serious injury approaching levels less than 10 percent of the PBR level (i.e., zero mortality rate goal (ZMRG); 69 FR 73338, July 20, 2004). For the Eastern Pacific stock of northern fur seals the ZMRG threshold is 1,140 fur

seals (Muto et al. 2022). Therefore, NMFS considers direct fishery mortality, even if underreported, to be insignificant.

Indirect Fishing Effects

Indirect commercial fishing effects can redistribute or alter the availability of fur seal prey. A key concern is whether fisheries reduce prey biomass at spatial and temporal scales such that fur seals cannot find and capture adequate prey, thereby potentially reducing their survival and reproduction. Groundfish fisheries are managed under FMPs developed by the NPFMC and implemented by NMFS. NMFS makes final decisions on total allowable catch (TAC) for each fishery under the Magnuson-Stevens Fisheries Conservation and Management Act. TAC is established under a framework that considers the stock biomass, optimum yield of the stock, and ecosystem considerations to define and set the overfishing level (OFL), acceptable biological catch (ABC), and TAC, for various groundfish stocks, as well as reserves for specific flatfish species to allow ecological functioning in the BSAI (Dorn and Zador 2020). This stock assessment and catch estimation framework has not included quantitative estimates of northern fur seal consumption of pollock.

Historical references indicate pollock, gonatid squid, northern smoothtongue, and salmon have all been identified as diet items for northern fur seals from the Pribilof Islands (Lucas 1899). In addition, Lucas (1899) further clarified that adult-sized pollock (greater than 10 inches) were consumed by fur seals and previous investigators had misclassified those otoliths as cod. Therefore, adult and juvenile-sized pollock have always been prey items for northern fur seals since the first studies of their diet. The biases of various methods to quantitatively estimate diet composition and estimates of differential digestion of various prey were not yet fully understood. As the understanding of differential prey digestion increased and statistical techniques were developed to examine occurrence the importance of various prey, our understanding of fur seals diet was improved and differences began to emerge among areas.

Early quantitative diet estimates indicated northern fur seals consumed primarily juvenile pollock (Sinclair et al. 1994; Sinclair et al. 1996; Zeppelin and Ream 2006). However, Gudmundson et al. (2006) found adult sized pollock in fur seal regurgitations indicating some overlap with the commercial fishery. McHuron et al. (2020) developed a bioenergetic model using diet data from fecal samples and regurgitations, sex specific fur seal foraging behavior, and energetics to estimate the Pribilof Islands population level consumption of pollock by northern fur seals as well as consumption of several primary fur seal prey species. Pollock comprised the greatest proportion of prey biomass consumed and the size of pollock consumed tended to reflect pollock recruitment processes by aligning with the dominant year class; similar results were shown by Sinclair et al. (1994) and McAlister and Perez (1976). McHuron et al. (2020) then compared the estimated biomass of pollock consumed by fur seals to pollock biomass consumed by arrowtooth flounder, Pacific cod, and pollock and found that in five non-consecutive study years the total biomass of pollock consumed by the Pribilof Island fur seal population was

comparable to other pollock predators. However, fur seals, in some years, consumed adult sized pollock whereas the other fish predators primarily consumed juvenile pollock (Holsman et al. 2020). The diet of fur seals breeding in the Bering Sea varies by rookery complex, however, the consumption of pollock by fur seals is not a new phenomenon. The spatial and temporal overlap between foraging fur seals and the pollock fishery in the Bering Sea also varies by the rookery complexes and their seasonal presence in the Bering Sea.

The pollock fishery TAC is divided into roe-bearing (A season, January 20 through June 10) and non-roe-bearing (B season, June 10 through November 1) allowances. The B season is the most likely to interact with fur seals for three reasons. First, diets of fur seals from the Pribilofs are 40 percent to 76 percent pollock, estimated from analysis of scats and spews collected primarily in August (Gudmundson et al. 2006; Zeppelin and Ream 2006; McHuron et al. 2020). These estimates are the best available estimates of fur seal diet during the summer. The differences in pollock consumption align with the rookery complexes and also a suite of other primary prey species. It was previously thought that northern fur seals consumed primarily young pollock (0–2 years old) not targeted by the fishery; however, diet and telemetry studies that utilized underwater video imagery have confirmed fur seal consumption of adult pollock (3+ years old) may be higher than previously estimated (Kiyota et al. 1999; Gudmundson et al. 2006; Kuhn et al. 2022). Using hard parts to estimate consumption of adult pollock is challenging because fur seals likely vomit large otoliths and other diagnostic parts at sea during foraging trips rather than digesting and excreting them in scat (Bigg and Fawcett 1985). Because adult pollock are cannibalistic and the greatest consumer of young pollock, fur seals are competing against adult pollock and numerous other species like Pacific cod and arrowtooth flounder for young pollock, and are also competing with the commercial pollock fishery for adult pollock (Gudmundson et al. 2006; Holsman et al. 2020).

Second, the temporal overlap between the B-season pollock fishery (Figure 19) begins simultaneously with the arrival of pregnant females and non-breeding males on the Pribilofs (Figure 2). The temporal overlap continues through the first 5-12 foraging trips for adult females due to the distribution in arrival times for different age pregnant females (i.e., oldest arriving first, Bigg 1986; Gentry 1998). By mid-September, the directed pollock fishery is typically complete (see Figure 19), while fur seals continue to forage in the Bering Sea until December when they begin their southern migration (Kenyon and Wilke 1953). The majority of the diet data from scats and spews is collected in August, so the extent of their seasonal diet changes is unknown. However, there is clear evidence that their foraging trips change as the season progresses into autumn (Call et al. 2008; Merrill 2019). The timing of male fur seal foraging and diet also overlaps with the pollock fishery and that of adult females (Sterling and Ream 2004; Call and Ream 2012). The data for juvenile males are limited to St. Paul and early summer so the full extent of the competition with adult females and the pollock fishery is uncertain. At the end of the B season pollock fishery, fur seals are no longer competing with the directed fishery for adult pollock, yet their foraging trip durations are lengthened.

Third, the spatial overlap between the B season pollock fishery and at-sea foraging habitat for fur seal rookery complexes is highly variable. Of the five rookery complexes on the Pribilofs, some have nearly complete spatial overlap with the fishery while others have much lower overlap (e.g., Figures 7, 20, and 21); this also may vary by year. Short et al. (2021) created a composite Pribilof fur seal foraging area based on telemetry data from the 1990s and pelagic sealing catch from the turn of the century. Once they defined this foraging area, Short et al. (2021) estimated pollock catch within that area, compared it to St. Paul Island fur seal recruitment, and showed the strongest cross-correlation with a 10–12 year lag between pollock catch and pup survival. A quantitative analysis of the concurrent spatial and temporal overlap of pollock catch or remaining biomass after catch, fur seal foraging, and anticipated fur seal responses has not been completed. This is because there are significant mismatches between the temporal and spatial scales of the fisheries data analyzed to date and the fur seal data. These must be resolved before it is possible to determine the extent of the interactions between the Bering Sea pollock fishery and fur seals.

There is conflicting evidence between the interaction of fur seals on St. George and St. Paul Islands and the pollock fishery. Some of the highest pollock catches in the past decade have come from areas northwest of St. Paul and southeast St. George within foraging areas for different rookery complexes (Divine et al. 2022). Pup production trends for the English Bay rookery complex on St. Paul are declining at the fastest rate of any complex over the last decade (Figure 11), and high pollock catch appears (qualitatively) to overlap with confirmed fur seal foraging habitat (see Figure 7, Divine et al. 2022). In contrast, similarly high pollock catch occurs within foraging habitat for both of the rookery complexes on St. George, where pup production has been increasing for the past decade. Divine et al. (2022) characterized these areas of high pollock catch as “hotspots” in the St. George foraging habitat. Short et al. (2021) included both St. Paul and St. George foraging areas in their composite Pribilof foraging areas, but only analyzed St. Paul pup production data.

Kuhn et al. (2014b) indicated foraging trip durations for lactating female fur seals from St. George were longer (mean=8.7 d) than St. Paul (mean=7.0 d). In contrast, Call et al. (2008) reported St. George foraging trip durations were shorter (mean 6.5 d) than St. Paul (mean= 7.2 d). Merrill et al. (2021) reported mean foraging trip durations on 3 different St. George Island rookeries were consistently and significantly lower than those from 2 different rookeries on St. Paul Island in 2017–2019. Merrill et al. (2021) also reported significant interannual variability in mean foraging trip duration. Longer foraging trip durations have been interpreted as an indication of limitations in available prey and the resulting increased time at sea may result in reduced pup mass (Merrill et al. 2021).

Pup mass is thought to be a consistent indicator of population health based on the idea that a natural prey field (i.e., unfished) allows female fur seals to acquire resources more efficiently for their pups, leading to heavier pups and higher pup production. Baker and Fowler (1992) and Baker et al. (1994) showed that male pups that were heavier than the

mean cohort weight were more likely to survive to 2–4 years of age. There are no comparable data on female pups and their subsequent survival, but it is not unlikely that the same relationship applies to females. Pups are heavier on average from all St. George rookeries than from those on St. Paul, and show no temporal trend (see Pup Health). In the mid-1980s through the early 1990s, the island-specific pup production trends were reversed (St. Paul was stable and St. George was declining steeply, Towell et al. 2006). If pup mass were a consistent indicator of the availability of prey for lactating females, a steep decline in pup production would be expected to be paired with reduced pup weight on St. George Island. This is not the pattern that was observed in the mid-1980s to early 1990s and suggests that some other mechanisms were acting on fur seals from St. George, where pup production was reduced for the approximately 10-year period during which pup weight remained higher than on St. Paul. Furthermore, this period of time was during the transition from the foreign to joint venture for domestic pollock fishery management, making the relationship between past pollock fisheries management and catch and the resulting interactions with fur seals at that time even more difficult to interpret.

It has been theorized that fisheries may affect fur seals through interactive competition (Baraff and Loughlin 2000), which is supported by a number of correlations between northern fur seals and pollock fishery catches (Short et al. 2021). Interactive competition may include disruption of normal fur seal foraging patterns by the presence and movements of vessels and gear in the water, abandonment of prime foraging areas by fur seals because of fishing activities, and disruption of prey schools in a manner that reduces the effectiveness of foraging. The general persistence of foraging habitat use suggests that fur seal foraging during the past two decades has not been disrupted to the point that prime habitats have been abandoned.

As a generalist predator, fur seals pursue various species depending on their availability in the environment. Densities of key fur seal prey in the Bering Sea, such as pollock, squid, salmon, and northern smoothtongue, are highly variable. One theory of interactive competition suggests that fisheries may affect prey field density to a point where there is no longer a high enough density to be energetically beneficial to fur seals. To date, there is no available information about thresholds that would indicate an energy deficit if certain prey continue to be pursued by fur seals at lower densities. However, it has been suggested that fur seals breeding at both St. Paul and St. George may have reached a metabolic ceiling (McHuron et al. 2019; McHuron et al. 2020), beyond which it would be energetically costly to pursue prey if they were to become any more dispersed. Fishery removals and predator competition may influence fur seals in numerous ways, but the effects of fisheries are orders of magnitude larger than the consumption by other predatory species (Fowler and Hobbs 2002; Fowler 2003).

Northern fur seals are a significant predator of pollock compared to the other species that are currently considered quantitatively in pollock recruitment models (McHuron et al. 2020). The level of fur seal prey consumption reported in McHuron et al. (2020) is

significantly higher than previous model estimates (Perez and McAlister 1993) due to advances in telemetry, diet estimation, and captive energetic studies (McHuron et al. 2022). Fur seal response indices (pup production, pup weight, and foraging trip duration) to pollock catch or pollock availability from their respective foraging habitats has not been evaluated in the Pribilofs. Divine et al. (2022), Short et al. (2021), and McHuron et al. (2020) have focused on the relationships between pollock catch and areas of most intense fishing effort with various measures of fur seal productivity. However, it may be more appropriate to compare fur seal productivity to the pollock remaining in their respective foraging habitat by rookery complex. Retrospective studies to evaluate the spatial and temporal changes of pollock catch and remaining biomass across the Pribilof rookery complexes (where comparable fur seal foraging data are available) are needed to evaluate whether these theoretical and modeled correlations align between complexes with divergent population trends.

Debris Background

Marine debris is a persistent and widespread problem that impacts the global ocean in many ways. Marine debris is defined by NOAA as “any persistent solid material that is manufactured or processed and directly or indirectly, intentionally or unintentionally, disposed of or abandoned into the marine environment or the Great Lakes.” Derelict fishing gear, terrestrial litter, microplastics, and catastrophic loss of nearshore infrastructure (e.g., buildings, vessels, and docks) due to tsunamis and storm erosion are all sources of debris that enter marine ecosystems (NOAA 2013; NOAA 2015; Willis et al. 2017; Whitmire and Van Bloem 2018). This diversity of origin and variability of debris in each marine ecosystem makes prevention and removal difficult to regulate and fund. Marine debris smothers, breaks, and destroys marine and nearshore habitats. Entanglement of marine life in debris can result in a wide range of impacts to marine wildlife, including altered behavior, reduced growth rates, injury, and mortality (Fowler and Regen 1990; Laist 1997). The Pribilof Islands, being uniquely situated in the middle of the Bering Sea, accumulate a diverse array of marine debris from both land and ocean sources that continue to threaten northern fur seals and other species that congregate on the islands.

The Pribilof Islands Stewardship Program began with youth beach cleanups in 1994 as a result of continued observations of net fragments and packing bands entangling fur seals (Ragen et al. 1995). Both the Aleut Community of St. Paul Island ECO and the TCSGI have since increased their role in response to marine debris by organizing, applying for funding, and leading shoreline debris clean ups. Since 2009, when funding for data collection began, more than 200,000 lb of debris have been removed from Pribilof Island shorelines; the majority of the collected debris consists of fishing-related items, such as nets, line, and associated gear that creates loops posing an entanglement threat to the fur seals when the debris is washed back out to sea.

Throughout the time series of fur seal disentanglement efforts and marine debris clean-up activities, the Pribilof ECO offices and collaborating organizations have tracked and

analyzed the types of debris removed from entangled fur seals and collected from coastal habitat (e.g., Zavadil et al. 2007). Continuing these efforts, St. Paul ECO has partnered with NOAA, Tanadgusix Corporation, Central Bering Sea Fishermen’s Association, Aleutian/Pribilof Islands Community Development Association, City of St. Paul, Aleut International Association, Ocean Conservancy, Net Your Problem, U.S. Coast Guard, and the TCSGI to continue clean-ups and initiate the use of Uncrewed Aircraft Systems (UAS) for aerial surveys to identify, quantify, and target debris concentrations in various habitat types.

Discussions with fishers suggest that net fragments left on deck after mending can easily be swept overboard when the net is redeployed (Zavadil et al. 2007). The lack of convenient and cost effective net disposal and recycling facilities in fishing ports indirectly contributes to the problem of entanglement. These observations suggest that educational programs and debris disposal programs in fishing ports could reduce the amount of debris introduced into the sea, and possibly also reduce the rate of entanglement of wildlife in marine debris (e.g., Fowler and Regen 1990; Arnould and Croxall 1995). In 2020, St. Paul ECO expanded outreach and education efforts to reduce the use and improve the disposal of plastic packing bands on the island, another common source of fur seal entanglements.

Entanglement in Marine Debris

Entanglement of fur seals in marine debris was first observed on the Pribilofs in the 1930s and has been documented ever since (Fowler 1987; Fowler and Regen 1990; Laist 1997). The North Pacific Fur Seal Commission identified the need to conduct additional research on mortality due to entanglement (NPFSC 1984). Annual reports of the Standing Scientific Committee of the Commission reported observations from Russia and the U.S. of the incidence of entangled seals steadily increasing from 1967–1980. In 1985, after the termination of commercial exploitation, entanglement of fur seals was identified as a source of mortality potentially contributing to the observed population declines (USDOC 1985). NMFS scientists, managers, and the Unangan people continue to observe and respond to fur seals entangled in marine debris. During the 2022 season, St. Paul ECO successfully disentangled 41 of the 46 entangled northern fur seals observed.

Historically, nets and line were responsible for the majority of marine debris observed entangling northern fur seals that led to injury and mortality (Scordino and Fisher 1983; Fowler and Regen 1990). Between 2014 and 2020, gear from various trawl fisheries remained the most common source of fur seal entanglement attributable to a specific fishery (Young et al. 2020; Freed et al. 2022). In addition to debris originating from specific fisheries, other types of debris such as ropes, packing bands, plastic bags, rubber bands, and plastic tubing continue to be observed entangling fur seals and are not attributable to a specific fishery (Young et al. 2020, Appendix Table 1 in Freed et al. 2022).

The commercial exploitation of northern fur seals provided a rare opportunity to investigate the incidence of their entanglement in marine debris. During commercial harvest, non-breeding male seals were rounded up from their resting grounds and herded inland, and those estimated to be less than six years old were killed (Roppel 1984; Scheffer et al. 1984). Scientists were able to estimate the incidence of entanglement in marine debris among non-breeding male seals (between 2 and 6 years old) as the ratio of the number of harvested seals that were entangled to the total number harvested. The most common types of entangling debris included net fragments and plastic packing bands (Scordino and Fisher 1983). Scientists continued to mimic this sampling after commercial exploitation ended in 1984 by rounding up and herding non-breeding males inland and subsequently allowing them to escape to the water in a controlled manner (Fowler 1987; Fowler et al. 1992; Fowler et al. 1993). The scientific round-up method allowed scientists to count a sample of fur seals, detect entangled seals, and capture and tag those entangled as well as non-entangled (control sample) seals of similar size that met the previous commercial harvest criteria in order to compare the survival of entangled and non-entangled seals (Fowler and Regen 1990).

The incidence of juvenile male entanglement increased steadily from 0.0015 percent to the peak in 1975 of about 0.7 percent (equivalent to 7 entangled seals per 1,000 harvested). Thereafter, incidence declined to about 0.4 percent and remained consistent through 1984 (Fowler 1987). These studies were modified from 1988–1992 to disentangle seals (Fowler et al. 1993) and evaluate their subsequent rate of survival. The incidence of observed entanglement declined to about 0.3 percent by 1992 (Figure 24)(Fowler et al. 1993). Robson et al. (1999) reported no difference between entanglement rates on St. Paul and St. George islands from 1995–1997. Juvenile male entanglement rates remained generally consistent from 1995-2003; however, method changes make definitive comparisons problematic (Williams et al. 2004). Zavadil et al. (2007) estimated juvenile male entanglement rate to be between 0.15 percent and 0.35 percent using two different survey methods. However, they identified biases in the observational method indicating that the scientific round-up method may be a more accurate method to reliably track entanglement rates over time, consistent with the findings of Williams et al. (2004). However, the impact of disturbance to male haul-out areas must be considered, especially since fewer seals are observed on land due to the continued population decline. It also may be difficult currently to reach an adequate sample size using research roundups.

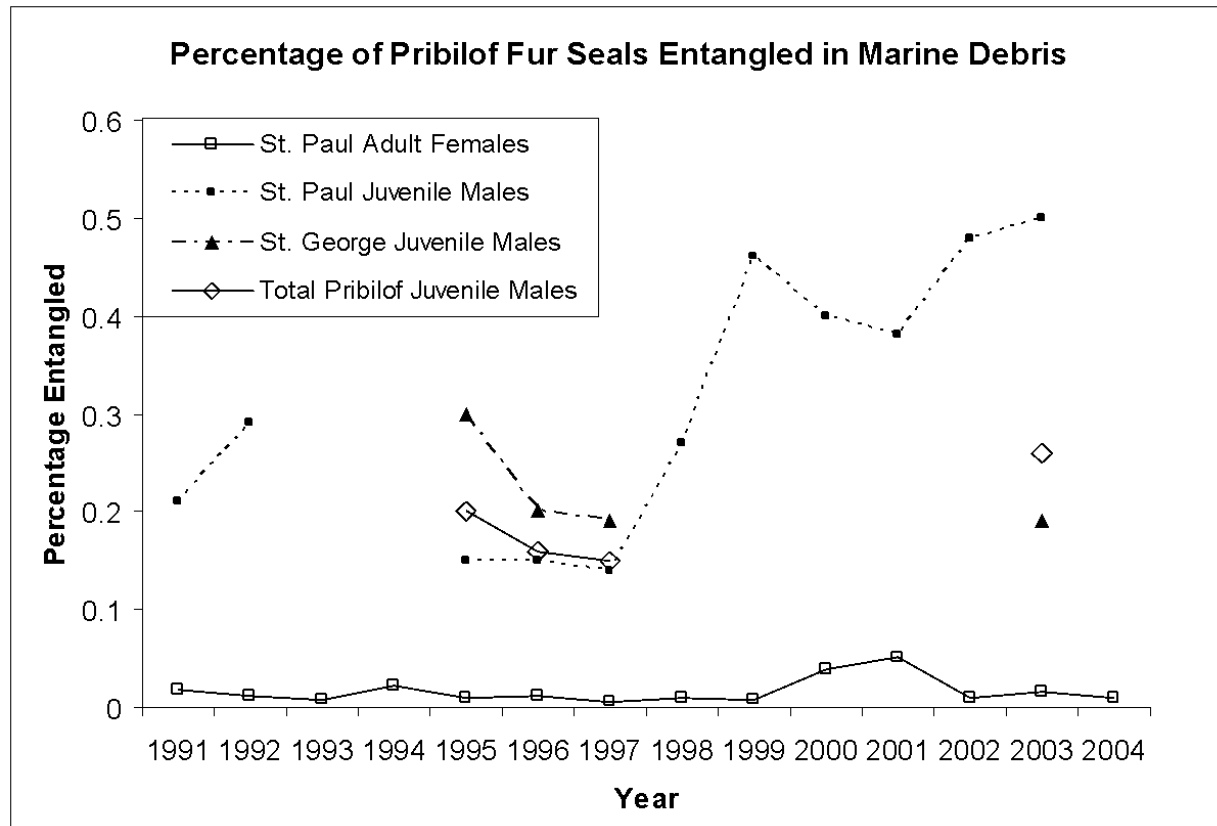


Figure 24. Summary of northern fur seal entanglement on the Pribilof Islands from 1991–2004, from Fowler et al. (1994); Williams et al. (2004); and MML, unpublished data.

Studies conducted during and after the commercial fur seal harvest also yielded information about the nature of entangling debris and its impact on fur seal survival. Historically, the average weight of entangling debris was less than 1kg (Scordino and Fisher 1983; Fowler 1987), which is relatively small compared to the size of the fishing nets used or debris found on Alaska beaches (Merrell Jr. 1980; Merrell 1985; Fowler 1987). About 50 percent of entangled seals that survived more than one year were able to free themselves of debris without intervention. However, if seals remained entangled for more than two years, the debris typically caused a 360 degree wound around their neck (Fowler and Baba 1992). Fowler (2002) found that the annual survival of entangled juvenile seals was about half of that of control seals and disentangled seals' annual survival was 7 percent lower than control seals who were never entangled.

Juvenile fur seals of both sexes are more likely than adults to become entangled because the size of their head and neck is similar to the standard stretched mesh sizes of nets used in fisheries (Fowler 1987; Feldcamp et al. 1988). Adult female fur seals may also have a higher probability of becoming entangled in debris than adult males because of their smaller size. Growth rates of both male and female seals are similar until about the fifth year of life, when males increase dramatically in size (York and Kozloff 1987). Females, however, remain smaller and susceptible to the common mesh sizes of trawl net material for longer. In 1985, DeLong et al. (1988) estimated that between 0.06 percent

and 0.23 percent of adult females on select St. Paul rookeries were entangled. A sample of adult females has been counted since 1991 during the counting of adult males on St. Paul to determine the percentage of adult females entangled (Figure 24). From 1991 to 1999, Kiyota and Baba (2001) counted 244,225 females and estimated that the average annual incidence of entangled females was 0.013 percent from 1991-1999 and the incidence of females with scars from previous entanglement was 0.029 percent (Kiyota and Baba 2001). In surveys of female entanglement conducted on St. Paul Island in mid-July from 1991–2006 (during counts of adult males), the rate of entanglement for adult female northern fur seals averaged 0.017 percent (Kiyota and Fowler 1994; Zavadil et al. 2007). Zavadil et al. (2007) estimated an entanglement rate of zero for adult females in July on St. George, which would have been the same period as the estimates of adult female entanglement from Kiyota and Baba (2001). However, monthly surveys that continued into November saw an increased entanglement rate that approached the rate of juvenile males (Zavadil et al. 2007) and was ten times higher than the rates estimated by Kiyota and Baba (2001). The female entanglement rate on St. George Island was 0.13 percent in October, which coincides with the arrival of progressively younger females on the rookery throughout the season (Zavadil et al. 2007). The difference between adult female and juvenile male entanglement may represent a combination of life history differences in the timing of arrival, such as how females arrive later than males of the same age (Bigg 1986), and sampling design not optimal for the detection of similar proportions of the available age classes of males and females.

Studies of pup entanglement have not been consistently implemented or reported. DeLong et al. (1988) conducted surveys of entangled pups and yearlings on St. Paul Island in 1985 from September 11-October 19, and observed a total of 39 entangled pups; however, they did not estimate the rate of entanglement. Zavadil et al. (2007) estimated 0.07 percent entanglement rate of pups during their surveys at South rookery on St. George in 2005 (9 pups) and 2006 (4 pups). These studies indicate that pups can become entangled in nearshore debris prior to weaning and that systematic surveys until the peak of weaning can better characterize the prevalence of pup entanglement. These studies also suggest that beach clean-up may provide direct benefit for this age class.

Results from models of population trends suggested that entanglement-related mortality was likely contributing significantly to the fur seal decline observed through 1987 (Trites and Larkin 1989). Modeling by Trites and Larkin (1989) found that a 2–5 percent reduction in adult female survival provided the best model fit to the available trend data. Therefore, entanglement in marine debris was a plausible mechanism for the reduction in adult female survival in the late 1980s. Scientists estimated that entanglement mortality could have been as high as 15 percent for seals from birth to age 3 (Fowler 1985; Fowler 1987; Fowler 2002). However, there are no contemporary data to model the contribution of entanglement to current trends in abundance or survival. There are also no data to verify the assumptions of at-sea entanglement underlying the population level consequences described by Fowler (1985, 1987, 2002).

The relationship between observed entanglement rates on land and total entanglement mortality is difficult to establish. Laist (1997) suggested that while the entanglement rates seen on land are too low to account for the fur seal population decline, the unrecorded number of animals entangled and killed at sea may be a potentially significant factor. The entanglement rate is less than one percent annually (Figure 24) for juvenile (2-4 year-old) male seals that are observed on the Pribilof Islands. Observations of fur seal entanglement out at sea are limited; the actual extent and significance of entanglement at sea is unknown (Fowler 1987; 2002), but incidental observations of multiple fur seals entangled in large nets do occur (Oregon stranding network correspondence, April 2009).

In 2011, NMFS standardized reporting of fur seal entanglement information from the regional and national Marine Mammal Stranding Networks for inclusion into the stock assessment process and annual stock assessment reports. The Eastern Pacific stock of northern fur seals occurs off the west coast of the continental U.S. in winter and spring and intermixes with the California stock, making them indistinguishable during this period. For this reason, any mortality or serious injury of northern fur seals reported from Washington, Oregon, or California during December through May is assigned to both the Eastern Pacific and California stocks of northern fur seals. Reports to the NMFS marine mammal stranding network from 2015–2019 indicated a minimum mean annual mortality and serious injury rate of seven northern fur seals from entanglement in marine debris and six from commercial and unknown fisheries combined (Muto et al. 2022). These rates do not include northern fur seals who have been disentangled from marine debris. The mortality and serious injury estimate is only from verified human-caused deaths and serious injuries. However, not all entangled animals strand nor are all stranded animals found, reported, or have the cause of death determined, thus, we expect that the actual number is much higher. From 2016–2020, 86 out of the 110 human-caused mortality and injury reports for northern fur seals were due to constricting neck entanglements from marine debris and fishing gear (Freed et al. 2022).

Entanglement in marine debris has behavioral and physiological effects on northern fur seals that lead to reduced survival. Research comparing the foraging trips and diving of entangled and control seals showed that entangled juvenile male fur seals had longer feeding cycles and reduced diving depths, making longer and shallower dives (Bengtson et al. 1989). Entanglement of female fur seals directly affects their dependent pups, causing significantly lower percent weight gain, weight at weaning, and survival compared to pups with debris-free mothers (DeLong et al. 1988). Additionally, entangled lactating females have been observed spending more time at sea feeding than non-entangled females, or do not return to the rookeries at all (DeLong et al. 1988).

Despite decades of research and response presented here, juvenile fur seals on land continue to be observed entangled in debris less than 1 kg, even though composition of beach cast debris continues to consist of pieces significantly larger than 1 kg. The lack of observations of fur seals entangled in large debris on land suggests that either it rarely occurs, fur seals escape large entanglements before returning to land, or fur seals that

cannot return to land suffer high mortality at sea. Studies of younger age classes of female fur seals suggest a similar prevalence of entanglement in small debris to that observed for juvenile males (Zavadil et al. 2007). We are unable to estimate at-sea entanglement of northern fur seals in large debris to fill this significant gap in our understanding of the actual consequences of entanglement. Disentangling fur seals continues to improve survival of younger age classes, allows the opportunity to understand changes in the types and sources of debris, and helps identify effective prevention strategies. Disentanglement programs will therefore continue to be an important component of fur seal conservation in the future.

Human Presence and Research

The two biggest islands in the Pribilof Archipelago, St. Paul and St. George, each support a small community and associated airports, harbors, and other infrastructure. Residents on the islands regularly engage in recreation and subsistence activities in the coastal areas, such as beachcombing, hunting, and fishing. Additionally, researchers and tourists visit the islands, and all of this human activity near the rookeries and hauling grounds has the potential to disturb or harass northern fur seals.

When fur seals are disturbed on land, they may react by fleeing to the water and can be cautious about returning to land and settling back into their natural resting and nursing behaviors (Ream and Sterling 2019). Studies have shown that fur seals are more reluctant to leave their rookeries and tolerate disturbances during the height of breeding season (Gentry 1998). Prior to the arrival of adult females, Gentry (1998) drove all territorial males from the breeding areas of two different rookeries. About 80 percent of males reoccupied their former sites within 7 hours and with fewer aggressive interactions than during the initial formation of their territory. Human disturbance near the rookeries can cause mother fur seals to depart and separate from their pups, but they often return within a few hours after the disturbance has ceased. In order to approximate the effects of disturbance where adult females were displaced from the rookery, Gentry (1998) withheld pups from their mothers for up to eight hours. Adult females extended their on-shore visits for durations of time equivalent to the withholding periods of their pups. If a pup was withheld for 3 hours, its mother would extend her on shore duration for 3 hours. The results of these experiments indicated that adult females have the capacity to compensate for disturbance events that lasted up to eight hours and still provide adequate suckling time for their pups (Gentry 1998). Juvenile males are less tolerant of human presence in the resting areas and are easily displaced from hauling grounds. Juvenile males were displaced repeatedly during the commercial exploitation for pelts on St. Paul, but no evidence of movement of juvenile male seals to St. George where the commercial harvest was prohibited in 1972 to avoid this disturbance was detected (Gentry 1998).

In a recent study on St. George Island, adult females did not show differences in trip duration, on-shore duration, movement to an alternative site, or mean date of departure for winter migration due to human disturbance between disturbed (experimental) versus

non-disturbed (control) study sites (Ream and Sterling 2019). For pups, movement to an alternative site and mean date of departure for winter migration were also unaffected by human disturbance (Ream and Sterling 2019). However, the mean duration spent during bouts in the water was shorter and the overall on-shore duration was marginally shorter for pups at the experimental site. Merrill (2019) also found no differences in adult female foraging trip duration, on-shore duration, or time of departure for winter migration between disturbed (harvest sites) and undisturbed (non-harvested sites) when trying to detect effects from the pup harvest on St. George Island from 2016 through 2018. NMFS has previously acknowledged concerns about the possible effects of repeated disturbance from subsistence use; however, to date, studies indicate that it is unlikely that disturbance events from subsistence use on the Pribilofs have an impact on population dynamics or recovery (NMFS 2019; 50 CFR part 216).

Studies suggest that some research activities have detectable effects on fur seals. Previous research on fur seal instrumentation and tag application and accompanying findings have resulted in significant alteration to the procedure for attaching instruments and efforts to reduce the mass and drag, thus reducing impact to the instrumented or tagged animal. Lactating female fur seals on a rookery were instrumented with various tag types (e.g., VHF, TDR, Critter Cams, etc.) and females equipped with tags that have a medium-sized frontal surface area experienced a 6 percent decrease in dive duration, a 9 percent increase in descent rates, and a 15 percent increase in ascent rates as compared to fur seals fitted with tags that had a smaller frontal surface area (Skinner et al. 2012). Other foraging behaviors like foraging trip duration, shore visits, and proportion of time spent diving were not affected by the instrument size (Skinner et al. 2012). In captive fur seals, tags have been shown to significantly affect behavior and energetics (Rosen et al. 2018). Rosen et al. (2018) found that depending on tag type, on average, metabolic rate increased 8.1–12.3 percent and swim speed decreased 3.0–6.0 percent. The combination of these two changes resulted in a 12.0–19.0 percent increase in total energy required to swim a set distance when instrumented with a relatively small tag as compared to untagged fur seals (Rosen et al. 2018). Instrumentation provides important information about behavior, life history, foraging, etc. that currently cannot be acquired by other means. However, researchers should work to balance the potential negative impacts with acquiring valuable data and consider these impacts when interpreting data from tagged animals (Rosen et al. 2018).

Some researchers have suggested that the abandonment of the Lagoon rookery on St. Paul in the late 1940s may have been caused by increased human activities (including the operation of a fur seal by-products processing plant) and by hunting pressure from residents of the village of St. Paul (Johnson et al. 1989). Little Eastern rookery was abandoned by about 1914 and was close to the village of St. George; however, the eastern portion of North rookery is closer to the village and remained active (Gentry 1998). Ream et al. (1994) suggested that rookeries with road access had higher rates of decline than those without road access. Similar analyses may provide insight into the effects of different levels of human presence at fur seal rookeries and hauling grounds.

Regulation prohibits unauthorized human access to fur seal rookeries and hauling grounds from June 1 until October 15 (50 CFR 216.81). After October 15, tourists and beachcombers can unknowingly displace juvenile male and female fur seals and lactating adult females and their dependent young by entering fur seal rookeries and hauling grounds. The human access closure dates for the rookeries and hauling grounds do not guarantee that fur seals will be absent, but reduce the risk of major disturbance by minimizing human presence during peak fur seal occupancy. Steller sea lions can be taken for subsistence under 50 CFR 216.23. Steller sea lion subsistence hunting near fur seal habitat introduces another source of potential human-caused disturbance that is co-managed by NMFS, ACSPI, and TCSGI. The co-management plan for St. Paul Island identifies Sea Lion Neck as an important Steller sea lion subsistence area within the Morjovi rookery and hauling grounds (Figure 4) and prohibits access to this area for sea lion hunting before September 1. Subsistence use of both Steller sea lions and northern fur seals is now co-managed within the framework established under the co-management agreements signed between NMFS, ACSPI, and TCSGI.

Research projects that have the potential to disturb or harass fur seals are required under the MMPA to obtain a permit from NMFS. NMFS must receive and review an application prior to issuance of a permit authorizing fur seal research and any associated incidental or directed fur seal harassment. All current and previous research permits are available on the NMFS website¹². Both ACSPI and TCSGI have research permits authorizing 1) entanglement response, 2) sample collection from dead animals and sample export, 3) capturing and handling animals for tag application, 4) UAS, and 5) hauling ground and rookery observations, monitoring, and remote camera maintenance.

Research improves understanding of species that can be used for conservation, recovery, and better management of populations. Based on the 2007 Programmatic Environmental Impact Statement regarding fur seal research, long-term effects are not anticipated due to the low frequency of resulting mortality and disturbance (NMFS 2007b). NMFS (2007b) evaluated the effects of scientific research and under the preferred alternative estimated mortality to be negligible (i.e., less than 10 percent of PBR). Regarding human disturbance from other activities, regulatory closures help to minimize harassment, therefore, effects from human presence and research are considered negligible to minor at a population level.

Construction Activities and Noise

Construction projects are important for economic and community stability for the Pribilof Islands. Projects include small boat harbor construction, airport upgrades, enhancing dock facilities, and repairs to the breakwater and seafood processing plants. NMFS issues MMPA authorizations for incidental take (typically harassment) of fur seals resulting from construction and development projects.¹³ Activities associated with

¹²Available on the NMFS website, Authorizations and Permits for Protected Species at <https://apps.nmfs.noaa.gov/>, Accessed January 13, 2023.

development projects can include pile driving, fill placement, vessel activity, and building construction. These activities have the potential to create stressors (physical, chemical, or biological) that can have adverse effects on fur seals including acoustic disturbance (in-air or in-water noise), physical or visual disturbance, and habitat alteration.

Acoustic, visual, and physical disturbance can be caused by construction activity and noise. Fur seals depend on acoustic cues for vital biological functions (e.g., mother-young interactions, breeding, finding prey, avoiding predators). The sound emitted from construction activities can be loud enough to interfere with these functions. Possible impacts include disturbance ranging from vigilant behavior, masking of species-relevant sounds, avoidance or abandonment of vital habitat, and physical injury to auditory apparatus. If construction activities, such as dredging, occur in or near pinniped rookeries, masking of biologically important noises could decrease reproduction potential (Todd et al. 2015). Visual disturbance from construction activities could potentially lead to displacement or increased stress levels from the presence of humans. Physical disturbance includes direct contact with construction equipment or being entangled in gear that may result in injury. Disturbance from construction projects can also cause stampedes of distressed fur seals, leading to injury or crushing of smaller individuals.

Construction projects include building new infrastructure or maintaining or replacing existing infrastructure, resulting in different degrees of habitat alteration. Habitat alteration can have temporary effects such as increased sedimentation, turbidity, or long-term impacts, including habitat loss. Changes to habitat may also have indirect effects on the survival and availability of prey species and may even exclude prey from foraging areas due to construction activities (e.g., dredging, Todd et al. 2015).

Little research has been done on the effects of construction activities on northern fur seals. However, previous construction projects on St. George and St. Paul islands have shown it is possible to minimize effects to northern fur seals by implementing mitigation measures to reduce exposure of the animals to loud sounds and visual disturbance. Conducting projects when fur seals are not present, or are at a distance, will minimize impacts. Gentry et al. (1990) concluded that non-breeding fur seals on St. George Island did not avoid prolonged, airborne construction sounds (85 dB re 20 μ Pa peak source level). Additionally, fur seals did not avoid ground vibrations from heavy equipment working within 100 m, and showed no response to subterranean blasts 0.6 to 2 km away (75 dB re 20 μ Pa at 50 m from the source) or to heavy construction 500 m away (Gentry et al. 1990). No external response was detected in fur seals (either by changing behavior or orienting towards the source or water) to upland blasting approximately 1 km from a resting area at Zapadni Rookery. Due to wind conditions, however, the blast was not distinctly audible to the observer at the hauling grounds near the seals (M.T. Williams pers. obs. Aug. 1996).

¹³NOAA Fisheries, Incidental Take Authorizations Under the Marine Mammal Protection Act, Available at <https://www.fisheries.noaa.gov/permit/incidental-take-authorizations-under-marine-mammal-protection-act>, accessed March 17, 2023.

More recent construction on the Pribilofs includes the St. Paul Small Boat Harbor in 2010, Reef rookery observation tower and walkway construction in 2010, Zapadni Reef blind construction in 2012, the 2015 Tribal Government Dock project, and the Federal Emergency Management Administration emergency repairs to breakwaters for the St. George Harbor in 2016. Standard mitigation for harbor construction projects include avoiding seasons when northern fur seals or other marine mammals may be present in the harbor, the installation of temporary fencing, and the use of visual deterrents or air streamers to prevent fur seals from hauling out in or near construction zones. In addition, protected species observers from the local Tribal Governments are hired to monitor nearshore areas to prevent fur seal exposures to construction activities.

From January through May 2010, heavy equipment, generators, and hand-held power tools were operated at Reef rookery on St. Paul Island to replace and repair fur seal observation towers and walkways. No fur seals were present at Reef rookery during the majority of construction activities from January through April. During the final construction and inspections, 52 male fur seals were harassed on land and departed to the water due to the presence of construction and monitoring staff. Construction may have delayed the onshore arrival by 4–19 days in sections of the rookery where construction was taking place when compared to areas of the rookery where no construction was occurring (Williams et al. 2011). Since work was finished by May 19, no females or pups were harassed during this construction. Williams et al. (2011) concluded that there were no population-level or long-term consequences for the fur seal population from the construction work completed at Reef rookery in 2010. Zapadni Reef, another rookery on St. Paul Island, underwent similar construction from April to May 2012. The construction footprint at Zapadni Reef was relatively small, duration of the project was short, and construction was finished before fur seal arrival, resulting in low likelihood that there were direct impacts on the fur seal population. A dock was constructed in Village Cove Boat Harbor on St. Paul Island in April of 2015. In-water pile driving with vibratory and impact hammers were required for the construction project. The Indigenous Sentinels Network monitored the project area during pile driving activities. No marine mammals were observed within the monitoring zone in the harbor during the construction period, potentially because the work was completed before fur seals arrived.

The effects of construction activities on northern fur seals will vary greatly depending on the scope and timing of the construction project. While construction activities may disturb seals or modify habitat, measures can be adopted that greatly reduce the likelihood of significant or long-lasting effects. Conducting construction activities when fur seals are not present is the best way to avoid harassment. To prevent habitat loss, a top priority should be to avoid permanent modifications to rookery and hauling ground locations.

Oil and Gas

Northern fur seals rely on the water-repellent quality of their fur rather than a thick layer of blubber to provide insulation from the cold temperatures of the Bering Sea and North Pacific Ocean. For this reason, fur seals are particularly vulnerable to oil exposure. Oiling

of their fur diminishes the insulating capacity and can result in death from hypothermia (Kooyman et al. 1976; Ziccardi et al. 2015). Other impacts of direct exposure to hydrocarbons in pinnipeds include injury to the skin, eyes, and mucous membranes (Wright et al. 2022). In addition to effects of external oiling, inhalation of petroleum product vapors may result in increased levels of toxic hydrocarbon volatiles in blood and tissues of northern fur seals (Spraker et al. 1994; Schwacke et al. 2014). The toxic effect of inhalation may be lethal, particularly during the first few hours of a spill when volatile fractions are released, or for significant spills of refined products (i.e., gasoline or diesel fuel), which contain higher percentages of these compounds. Possible effects include lethargy, sickness, and destruction of the central nervous system and respiratory system (Ziccardi et al. 2015). Ingestion of oil via grooming of oiled pelage, or indirectly through consumption of oiled prey, may also have deleterious effects via absorption into the blood that would be expected to affect internal organs (Helm et al. 2015; Ziccardi et al. 2015). Ingestion of oil can cause nausea, gastrointestinal tract irritation, and vomiting. Vomiting can result in aspirating oil into the lungs, leading to respiratory impacts (Takeshita et al. 2017).

Population level oil impacts would likely be seen if an oil spill was to occur near a rookery during breeding season (Helm et al. 2015). Northern fur seals concentrate on the breeding grounds from June to December on the Pribilofs (Gentry 1998) and Bogoslof Island (Kuhn et al. 2014a). Adult females and subadult males frequently return to the sea to forage during this period (Gentry 1998; Sterling and Ream 2004; Call et al. 2008; Jeanniard-du-Dot et al. 2017), which would increase exposure to floating oil released by a spill. By early September, breeding males abandon their breeding sites and enter the water to forage (Bartholomew and Hoel 1953). During the breeding and pupping season, pups often congregate in tidal pools and shallow nearshore waters where oil can become trapped or concentrated. By November, pups regularly enter the water after weaning to forage and begin their winter migration (Gentry 1998; Lea et al. 2009). During the southward winter migration (e.g., British Columbia, Washington, Oregon, and California), fur seals may also be at risk of exposure to oil spills (Jarvela Rosenberger et al. 2017).

Mathematical models have been developed to predict fur seal mortality from hypothetical spills (Reed and French 1989). Two simulation scenarios, both of a 10,000 barrel spill, were modeled to predict the effects of a potential oil spill in the Bering Sea. One spill scenario was modeled in Unimak Pass in spring during peak migration of fur seals to the Pribilof rookeries, and the second scenario was modeled near St. Paul Island in July during the height of pupping season. In both scenarios, a 10,000 barrel Prudhoe Bay crude oil spill is simulated for 10 days and the northern fur seal population is set at 1.16 million fur seals. The Unimak Pass scenario resulted in fouling of 0.05 percent of the males and 2.9 percent of the females in the population (Reed and French 1989). The St. Paul Island spill scenario fouled 3.2-4.6 percent of the males and 2.1-3.7 percent of the females depending on the assumption that all fur seals on Gorbach and Ardiguen rookeries would be oiled in the model if oil reached the shoreline (Reed and French 1989). The St. Paul scenario predicted fur seal mortality ranging from 3,562-30,724 fur

seals depending on the mortality rate once a fur seal was oiled and whether rookeries on the island were oiled (Reed and French 1989). The two modeled scenarios resulted in population reductions of up to 4 percent of the population during the year of the spill (Reed and French 1989).

An oil spill in February 1997 provided empirical data on the impacts of such an event on fur seals. Approximately 5,000 South American fur seal (*Arctocephalus australis*) pups are known to have died as a result of a 1.5 million gallon crude oil spill (approximately 35,700 barrels) off the coast of Uruguay (Mearns et al. 1999). The spill occurred during the peak of the pupping season, and pups became oiled as the oil reached the beaches of the breeding colony.

From 1979-1996, 14 oil spills, primarily diesel fuel, were reported near the Pribilof Islands (Whitney and Yender 1997). The largest spills were approximately 40,000 gallons in November 1979, 15,000 gallons in March 1987, and 25,000 gallons in March 1990. Most of the spills occurred from February through March and no spills occurred from June through September.

From 1995-2021, 120 oil spills were reported near the Pribilof Islands (41 of which were vessel-based spills), according to the Alaska Department of Environmental Conservation (ADEC).¹⁴ The 120 spills include petroleum and non-petroleum (synthetic) oil spills. The largest spill in the Pribilofs during this time period occurred in 2017 when a fishing vessel sank near St. George Island. The capsized vessel released 35,456 gallons of diesel into the marine environment, none of which was recovered.¹² During the same time period (1995–2021), 1,079 spills were reported in the eastern Aleutian Islands, 499 of which were vessel-based.¹² Due to the subjective nature of the reporting of the location of spills and the nearby rookeries on Bogoslof Island, spills in the eastern Aleutians are important to consider for possible impacts to northern fur seals. The 3 largest of the eastern Aleutian Island spills from 1995-2021 were 39,000 gallons in November 1997, 321,052 gallons in December 2004, and 145,000 gallons in March 2008. If these spills had occurred during spring or fall during fur seal migration, they could have significantly impacted fur seals migrating through Aleutian Islands passes. The number of seals affected by an oil spill in an Aleutian Island pass would depend on the amount and type of spill, the location, and the time of year (French et al. 1989).

Northern fur seals range into the North Aleutian Basin (NAB) planning area, which has been of interest to the oil and gas industry for exploration and development. In 1988, BOEM issued 23 leases that were followed by litigation and resolution resulting in the relinquishment of the leases in 1995. The original BOEM 2007–2012 oil and gas leasing program proposed one lease sale for the NAB; however, BOEM removed the NAB from its revised 2007–2012 leasing program. In 2014, by Presidential memorandum, the NAB was withdrawn from leasing for a time period without expiration, a withdrawal that

¹⁴ ADEC. Online database of PPR Spills Database Search. Available at <https://dec.alaska.gov/applications/spar/publicmvc/perp/spillsearch>. Accessed March 2022.

prevents consideration of the NAB for any oil and gas leasing for purposes of exploration, development, or production. BOEM has identified that the NAB leases are unavailable in the 2023–2028 leasing program. In addition, the Northern Bering Sea Climate Resiliency Area (NBSCRA) was also identified as unavailable for leasing in the 2023–2028 leasing program due to its withdrawal from leasing by Executive Order 13990 (which reinstated the original withdrawal in 2016). This withdrawal includes the entire Norton Basin Planning Area which includes the waters of Norton Sound extending west and north around St. Lawrence Island and Seward Peninsula to Shishmaref to the U.S. EEZ. The NBSCRA extends south including the waters around St. Matthew and Nunivak islands ending at Kuskokwim Bay (81 FR 90669, December 14, 2016).

Contingency plans to deal with unexpected oil spills from tankers enroute to West Coast refineries or from spills in the Aleutian Island passes will be difficult to implement because of the large area involved and remoteness of this region. In the event of a spill in which oil approaches or contacts a fur seal rookery, clean-up efforts may be conducted in nearshore and offshore regions. Disturbance to northern fur seals may result from the presence of oil-spill response workers and associated aircraft, vessel, and ground support vehicles, leading to immediate departure of fur seals from the area. Prolonged or intense disturbance could result in abandonment of the site. Harassment of breeding fur seals from oil response activities on the rookeries could result in increased mortality of fur seal pups due to disrupted nursing, early weaning, or crushing due to stampedes of frightened animals. Consideration of the impacts of harassment must be balanced with the need to remove oil from the shoreline.

NMFS coordinates with the U.S. Coast Guard, USFWS, ADFG, ECO, and other agency and stakeholder partners to revise and update the [Pribilof Islands Wildlife Protection Guidelines](#).¹⁵ Those guidelines provide recommendations to responders, lists of response resources and expertise, documentation and planning forms and templates, and flow charts for response actions and decisions. The probability of a spill occurring and impacting fur seals can be decreased by managing exploration, production, and transportation activities to avoid vulnerable northern fur seal habitat both spatially and temporally. Prevention of oil spills is the best way to avoid impacts from this human related threat. The remoteness of the Pribilof Islands and other fur seal rookery sites demands on-site preparedness. NMFS has purchased and stockpiled a natural fiber-based oil absorbent material on St. Paul Island in preparation for a response. NMFS will continue to pursue effective strategies for mitigating impacts of an oil spill on the Pribilof Islands as a means to conserve the northern fur seal.

Aircraft Noise and Overflights

¹⁵ Available on NOAA Fisheries Alaska Oil Spill Response Guidelines webpage at <https://www.fisheries.noaa.gov/alaska/marine-life-distress/alaska-oil-spill-response-guidance>, Accessed December 15, 2022.

Helicopters and fixed-wing aircraft generate significant noise from their engines, airframe, and propellers and can disturb fur seals with the noise or physical presence of low-flying aircraft. Observations made from low-altitude aerial surveys report highly variable behavioral responses from pinnipeds ranging from no observable reaction to diving or rapid changes in swimming speed/direction (Efroymsen and Suter 2001). In general, it is difficult to determine if behavioral reactions are due to aircraft noise, the physical presence and visual cues associated with aircraft, or a combination of those factors (Richardson et al. 1995). It is also possible that aircraft activity can adversely affect fur seals because the sound masks fur seal vocalizations on land (Insley 1993). Masking prevents animals from hearing sounds necessary for survival and reproduction. In addition, wildlife species do not always exhibit clear externally visible behavioral responses to anthropogenic disturbance, but do demonstrate significantly increased heart rate or other internal physiological responses (MacArthur et al. 1979; Ditmer et al. 2015; Wascher et al. 2022).

The biggest concern of low overflights of fur seal hauling grounds and rookeries is disturbances resulting in stampedes. In 1981, a large twin-engine aircraft passed approximately 300–500 feet over the Gorbach hauling ground on St. Paul Island and caused a large stampede of bachelor bulls into the water, whereas a large twin-engine cargo plane passing at low altitude over a group of sleeping sub-adult male fur seals at a hauling ground adjacent to East Rookery on St. George Island caused little disturbance other than some seals lifting their heads (Johnson et al. 1989).

Activity levels of juvenile males near the old and new airports on St. George Island were higher for approximately five minutes following aircraft overflights (Williams 1997). However, no evidence was found for population-level effects (e.g., reduction in pup production, pup health indices, or shifts in the distribution of the breeding population) on fur seals during the peak of aircraft overflights on the southern breeding areas on St. George in 1993 and 1994 (Williams 1997). The potential for fur seals to habituate to aircraft disturbance has not been studied in detail, and researchers found that subtle habituation may have occurred on St. George in 1994 (Williams 1997).

Drones or UAS also have the potential to negatively impact northern fur seals (Thirtyacre et al. 2021). Because the distance at which UAS could disturb fur seals physiologically or behaviorally may vary by sex, age class, time of year, location, group size, or other factors, NMFS recommends that researchers or emergency responders coordinate with NMFS for authorization and consideration of mitigation measures for UAS flights within 1,000 feet of fur seals.

The noise and physical presence of aircraft can harass fur seals, and attempts to manage and mitigate aircraft harassment to fur seals have included the establishment of Aircraft Advisory Zones and Requested Aircraft Flight Paths. These have reduced overflights of fur seal rookeries on St. George and St. Paul islands, including the Polovina Complex. Aircraft noise may disturb seals, however, previous studies have not found evidence of

significant population-level effects due to noise, perhaps due to the implementation of these mitigating factors.

Vessel Activity and Noise

Nearshore vessel activity around the Pribilof Islands is primarily associated with commercial fishing for halibut and subsistence activities. Crab fishing vessels deliver crab for processing on St. Paul Island (there has been no crab processing on St. George since crab rationalization in early 2000s), and vessels pick up crab pots that are stored at upland lease sites on St. Paul and St. George. The majority of crab fisheries do not occur when fur seals are present on the islands with the exception of the golden king crab season, which generally occurs in October and November depending on the quotas established by the NPFMC. Vessel-based tourism around the Pribilof Islands generally includes fewer than four vessel visits per year, largely as a result of restrictions on harbor and docking provisions due to the Jones Act. Construction activities may be supported with a few contracted barges during the project period, but otherwise a barge goes to St. Paul about once every 6 weeks to deliver groceries and supplies as well as once or twice per year to deliver fuel. There are no ferries operating in the Pribilofs. Research vessel activity in the Pribilofs is generally limited to an annual visit from a NOAA hydrographic or fisheries research vessel and USFWS Alaska Maritime National Wildlife Refuge research vessel, RV *Tiglax*. Due to the active volcanic activity at Bogoslof Island and its designation as a Steller sea lion rookery no transit zone (50 CFR 224.103(d)), there is generally no regular nearshore vessel traffic near Bogoslof Island. Research vessels are the only source of nearshore vessel traffic.

If fur seals are exposed to vessel noise and presence, they may deflect away from the noise source, engage in avoidance behavior, exhibit alert or vigilance behavior, or experience and respond to acoustic masking (the inhibition of the biological use of sound). At low levels (i.e., few vessels and short duration activities) these disturbances are not likely to result in significant disruption of normal behavioral patterns. Any nearshore vessel activity in the Pribilof or Bogoslof islands would be moving at slow speeds to enter or exit the harbor and would avoid rapid changes in direction, limit propeller cavitation (as it reduces maneuverability), and airborne engine noise would likely be tolerated as it is strongly attenuated by wind.

There are no reports of northern fur seals being struck by vessels or reports of stranded fur seals with injuries consistent with a vessel strike; however, vessel strikes of fur seals have been documented elsewhere. For example, Byard et al. (2012) reported an Australian fur seal mortality due to injuries consistent with a vessel strike to the abdomen. The juvenile male fur seal was observed regularly in a small boat harbor near the docks prior to the observed injury and subsequent mortality (Byard et al. 2012). Many other pinnipeds (primarily phocids, see Olson et al. 2021) are reported to be struck by vessels, however limited population level consequences are reported. NMFS inspected thousands of northern fur seals skins annually for scarring during the commercial harvest of fur seals (see Commercial Exploitation). These skin inspections resulted in the identifications of

lesions and scars indicative of previous entanglement (Scordino and Fisher 1983). Scarring reduces the value of skins and therefore it is suspected that if there were scars indicative of vessel strikes that those would have been detected and reported similarly through 1984. In addition, Spraker and Lander (2010) examined causes of mortality among adult females and pups from 1986–2006 and found no lesions or injuries consistent with vessel strikes; therefore, we conclude vessel strikes are unlikely to be a significant threat for northern fur seals.

Vessel activity near hauling grounds and rookeries is likely a greater concern for disturbance of northern fur seals than at-sea encounters where fur seals can dive to avoid the disturbance. However it appears that the terrain and water depth adjacent to northern fur seal rookeries and hauling grounds prevents the close approach of most vessels other than small (less than 10 m) inflatables. The site tenacity and territoriality exhibited by northern fur seals is greater than other species of pinnipeds and other fur seals (Gentry 1998), and these behavioral traits reduce the likelihood of overt escape responses from land during the breeding season as noted in other fur seal species (Cowling et al. 2015; Back et al. 2018). During the breeding season, adult males tenaciously hold and defend territories for breeding females from intrusion by other male fur seals and humans (Gentry 1998). Adult females and pups may orient towards human disturbance but their response is mediated by adult male's territorial defense behavior. More than 100 years of disruptions of non-breeding northern fur seals on their haul outs due to commercial exploitation has not resulted in abandonment of these traditional sites (Gentry 1998), so while there are individual energetic costs to short-term displacement and disruption of non-breeding fur seals sites, it does not appear that northern fur seals are susceptible to long-term consequences from short-term disturbance. Disturbance at land-based sites can result in significant disruptions, particularly when and where large territorial males can crush pups in their efforts to escape to the water.

Although there is likely considerable variability in pinniped response to vessels at hauling grounds (within and between species), an assessment showed that Australian fur seals' alert behavior increased due to vessel traffic but varied depending on the vessel type, number of vessels, and distance (Speakman et al. 2020). Examination of harbor seals at 3 hauling grounds in Puget Sound, Washington, found that seals exhibited external behavioral responses to recreational vessels at distances as great as 800 m (Cates and Acevedo-Gutiérrez 2017). The variables that most affected the likelihood of a flushing response in harbor seals were 1) frequency (number of boats per hour), 2) vessel type, 3) vessel speed, and an interaction of those three variables (Cates and Acevedo-Gutiérrez 2017). Similarly, in a glacial fjord in Alaska, displacement of harbor seals off of their calved ice platforms was dependent on the ship route (Jansen et al. 2015).

Tour vessel activity near northern fur seal rookeries on St. Paul Island in 2016 resulted in large scale unauthorized incidental take by harassment. Several small boats from a cruise ship company carried tourists within 10 meters of a northern fur seal breeding area, harassing the seals and changing their normal behavioral patterns. The NOAA Office of

Law Enforcement took action and fined the company for harassment of the fur seals (prohibited under the MMPA). In addition the regulations at 50 CFR 216.81 prohibit the unauthorized approach of any rookery or hauling ground on the Pribilof Islands, and NMFS is considering the utility of marine geo-fencing to assist the public to comply with these management measures to conserve northern fur seals. Responsible wildlife viewing is important for all marine mammals (see [Alaska Marine Mammal Viewing Guidelines and Regulations](#)¹⁶ for more information) but is especially important near northern fur seal rookeries to ensure breeding and pup rearing are not disturbed. Tour operators must ensure they understand and avoid the negative impacts their potentially illegal activities can cause, and NMFS and other stakeholders should conduct more outreach to increase public understanding of this threat.

Vessel activity near the Pribilof Islands also results in accidental vessel groundings and shipwrecks on the islands. Vessel groundings and sinkings may lead to oil spills (see Oil and Gas section for more information), and also have the potential to introduce invasive species (such as rats) and marine debris. The synthetic materials aboard fishing and other vessels that can become marine debris are an entanglement risk to northern fur seals (see Entanglement in Marine Debris). Rat-infested ships also pose a threat from the potential for disease transmission and alteration of the terrestrial ecosystem of the Pribilof Islands. The potential effects of the introduction of invasive species such as rats have not been evaluated and their potential risk to northern fur seals is unknown. See more detailed information about the risk of rat introduction to the Pribilof Islands and measures that can be taken to reduce the risk in the Pribilof Islands Wildlife Protection Guidelines (2023) at the [NOAA Fisheries Alaska Oil Spill Response Guidance](#) webpage¹³.

Motorized Vehicle Traffic

Impacts of motorized vehicle traffic may result from visual stimulus, noise, or pollution. Vehicle exhaust fumes and leaking fluids add pollutants to the habitat used by fur seals on St. Paul and St. George islands. Similar to aircraft and vessel traffic, fur seals may respond to passing vehicles or audible noise by becoming alert or vigilant, vocalizing, or temporarily abandoning an area. Ream et al. (1994) suggested that fur seal abundance at St. George rookeries with road access declined faster from 1914-1992 and contributed a smaller proportion to pup production than rookeries with no road access. Whether the results were related to vehicle traffic, human presence, or both is unknown. Vehicle access near northern fur seal rookeries on the Pribilofs is closed annually by regulation from June 1-October 15 at all rookeries to minimize disturbance (50 CFR 216, subpart G). Vehicle traffic likely increases when closures end. Automobile and all-terrain vehicle traffic on roads and trails adjacent to fur seal breeding and resting areas may affect the continued use of these areas on the Pribilofs. Structured monitoring would need to be

¹⁶Available on NMFS “Alaska Marine Mammal Viewing Guidelines and Regulations” webpage at <https://www.fisheries.noaa.gov/alaska/marine-life-viewing-guidelines/alaska-marine-mammal-viewing-guidelines-and-regulations>, accessed January 3, 2023.

conducted to determine the significance of this potential threat. Motorized vehicle traffic is currently not a threat on Bogoslof Island.

Environmental Contaminants

Persistent organic pollutants (POPs), heavy metals, radionuclides, and microplastics are all environmental contaminants that pose a risk to northern fur seals. Environmental contaminants have been linked with health problems (Randhawa et al. 2015; Deming et al. 2018), and are factors attributed to the decline in populations of other pinniped species (Beckmen et al. 2016; NMFS 2020); it is therefore important to assess and monitor trends in their environmental levels and work to better understand their potential effects on fur seals.

POPs are toxic environmental contaminants produced by human activity (e.g., industrial by-products, agrochemicals, etc.). Fur seal blubber samples collected in 1990 from St. Paul found concentrations of organochlorines (OCPs), a group of POPs, to be approximately an order of magnitude higher than concentrations found in Alaskan harbor, bearded, and ringed seals (Krahn et al. 1997). A historical perspective of POP concentrations in fur seals is provided by Reiner et al. (2016), who analyzed liver and blubber samples from juvenile male fur seals collected between 1987 and 2007 on St. Paul. They found that legacy POPs, including polychlorinated biphenyls (PCB) and dichlorodiphenyltrichloroethane (DDT), declined or stayed the same over time, while recent and current-use POPs, including flame retardants and polybrominated diphenyl ether (PBDE), exponentially increased with sampling year. PCB contamination in fur seals on St. Paul has been found in high enough concentrations to suggest the potential for population-level effects (Wang et al. 2010).

Factors such as age and location play a role in levels of POP exposure and accumulation. Mothers can transfer OCPs to pups via milk, and pups have been found to have higher concentrations of PCBs in their blood compared to females of breeding age; this suggests significant exposure to young fur seals at a critical development stage, which could impact neurological and immune system development (Beckmen et al. 1999). St. George fur seals have previously had higher OCP concentrations in their blubber than St. Paul fur seals, sometimes reaching concentrations exceeding recommendations for safe human consumption (Loughlin et al. 2002). Fur seal milk from St. Paul had higher PCB levels than from St. George, which may impact the immune systems of pups (Loughlin et al. 2002). More recently, concentrations of POPs (including PCBs, OCPs, PBDEs, and methoxylated PBDE) in fur seal blubber from St. Paul has been linked to changes in gene expression relating to blubber metabolism (Soulen et al. 2022). Sequestering toxins in blubber may prevent vital organs from being affected. However, toxic effects could be more pronounced when seals are metabolizing blubber during fasting, which could also pose a risk to humans who consume affected blubber (Soulen et al. 2022).

The heavy metal mercury is a common environmental pollutant that bioaccumulates and biomagnifies in food webs. Mercury enters ecosystems through natural sources (e.g.,

volcanism) and a variety of anthropogenic activities (e.g., power generation, mining, and other industry) and is converted by bacteria into the more toxic methylmercury. Methylmercury can impair or suppress the nervous, cardiovascular, and endocrine systems, decrease reproductive success, and disrupt development (Scheuhammer et al. 2007; Kenney et al. 2012). Some high levels of mercury have been detected in fur seal livers (Kim et al. 1974; Noda et al. 1995), blood, hair (Anas 1974), muscle, and kidneys (Noda et al. 1995). However, Noda et al. (1995) showed that the highest concentrations are more likely to occur in older animals where the accumulation of inactive mercury selenide molecules is likely driving concentrations. Higher total mercury concentrations have been detected in the hair of fur seals when compared to young Steller sea lions in both Prince William Sound and Southeast Alaska (Beckmen et al. 2002). More recent mercury concentrations in female fur seals and pups sampled from St. Paul, St. George, and Bogoslof have not been above thresholds for concern (Rea et al. 2020). However, there were regional differences in total mercury concentrations likely dependent on foraging habitat (Rea et al. 2020). Some studies indicate that heavy metals like mercury are likely to present a significant detriment to the recovery of Steller sea lions in some parts of their range (Kennedy et al. 2019; Levin et al. 2020; Rea et al. 2020; Kennedy et al. 2021) but there is not enough data to draw conclusions about the impacts of heavy metals on fur seals.

The effects of other heavy metals on fur seals have not been extensively studied, although Ferdinando (2019) found high levels of chromium and zinc, and especially high levels of vanadium, in fur seal vibrissae samples from subsistence taken animals from the Pribilofs between 1990 and 2005. Vanadium may be toxic for marine mammals with a similar mechanism to mercury (Saeki et al. 1998).

The 2011 Tohoku earthquake and subsequent Fukushima nuclear power plant coolant failure resulted in the release of radionuclides into the atmosphere and marine environment. Impacts to marine mammals and their exposure levels to these substances were of concern, especially for those who rely on marine mammals for subsistence. Sub-adult male fur seals taken for subsistence on St. Paul were found to have been exposed to small quantities of Fukushima-derived radiocesium (Ruedig et al. 2016). However, the quantities detected were small, and therefore, no impact was expected on fur seals or human consumers of fur seals. Radiation exposure from this source is predicted to decrease over time due to the half-life decay of radiocesium and dilution in the Pacific Ocean.

Microplastics are plastic debris measuring less than five millimeters and are a common contaminant across marine environments. Ingestion of microplastics by organisms can either cause direct physiological damage by interfering with digestion or exposure to harmful toxins through chemical additives (Miller et al. 2020). Bioaccumulation over an animal's lifespan may occur, and transfer of microplastic particles from prey species to captive gray seals (*Halichoerus grypus*) has been demonstrated (Nelms et al. 2018). Microplastics have been found in the scat of northern fur seals across their range in the

United States, with the most likely cause of occurrence being ingestion of fish containing microplastic particles and fibers (Donohue et al. 2019). The health implications for fur seals are not yet clear, and will require further study and monitoring.

There are significant data gaps regarding the effects of environmental contaminants at the individual health and population level (Cortés et al. 2022). Future monitoring and research should focus on determining the impacts of contaminants on fur seal vital rates, population trends, and impacts to human consumers.

Seafood Processing Discharges

Crab and halibut processing waste is authorized to be discharged into the nearshore environment (within 3 nautical miles) on both St. Paul and St. George islands by seafood processing facilities and mobile vessels under the Pribilof General National Pollutant Discharge and Elimination System (NPDES) permit number AK-G52-7000 issued by the Environmental Protection Agency (64 FR 1010, January 7, 1999). The permit does not authorize pollutant discharges within one-half nautical mile of areas of concern (e.g., rookeries, hauling grounds) for fur seals from May 1 through December 1.

Trident Seafoods has a processing facility located on St. Paul Island. Under the Pribilof general NPDES permit, the Trident facility is required to submit monthly Discharge Monitoring Reports (DMRs) which indicate whether the facility operated that month. The most recently submitted DMRs are available on the Alaska Department of Environmental Conservation [EDMS Map Explorer](#) (under permit AKG527702).¹⁷ Notices of Intent are also submitted here when there is a change in the processing or facility information that would affect permit coverage. The latest Notice of Intent includes information about Trident's anticipated processing for each species and months for the year under normal operations with open fisheries and typical quotas. Crab (snow, king, tanner) fishing and processing waste usually occurs between October and May, when fewer fur seals are on island. The facility is currently not operating for the 2022–2023 winter season due to the closure of commercial Bristol Bay red king crab and snow crab fisheries. Previous violations of the terms of the permits are known to have occurred at this facility (USDC-11-1616 2011; Dec. 2022). Operating outside of permit conditions could increase the risk of negative impact to fur seals.

Waste materials discharged from processing fish species that are not currently authorized (e.g., black cod) may contain greater amounts of oils and grease that may compromise fur seals' pelage if discharged during their presence on the Pribilofs. High-volume processing of bottomfish results in processing waste that may be particularly detrimental to fur seal pelage. A complete description of processing options and volume as well as timing of discharges will need to be considered prior to determining the effects on fur seals.

¹⁷Alaska Department of Environmental Conservation EDMS Map Explorer, Available at <https://dec.alaska.gov/Applications/Water/EDMS/nsite/map/help>, accessed March 17, 2023.

Northern Fur Seal Conservation Plan

Objectives and Actions

Background

NMFS intends to implement the following conservation objectives and actions outlined in this draft Conservation Plan with the primary goal being to facilitate recovery of the Eastern Pacific stock of northern fur seals until the population abundance levels are above OSP, and the stock is no longer depleted. Many of these actions relate to either interim management of anthropogenic threats or to increasing our understanding of northern fur seal physiology, ecology, and life history to support future management.

The implementation of this Conservation Plan will be dynamic and therefore, as new information is obtained, additional actions may be identified and incorporated via public notice and comment during subsequent revisions. As with all conservation plans, this Plan will be reviewed and revised every 5 years. Each revision will assess the success of actions taken to recover the stock and will prioritize or recommend new actions as needed. As new data are collected, analyzed, interpreted, and integrated, conservation actions may change accordingly. NMFS will adapt its conservation actions and management for consistency with current understanding of northern fur seal sensitivity to the various threats, such as those described in the current Plan.

To prepare this Conservation Plan, the NMFS Alaska Regional Office collaborated with AFSC MML and the ECO offices on both St. Paul and St. George to reorganize and align the various initiatives and actions with current management and conservation priorities. The overall consensus was to remove the lengthy conservation action narratives presented in previous plans, as those were duplicative of the text in the main body of the Plan. Each conservation action includes the subsection “Work done since 2007” to indicate progress that has been made on that specific conservation action since the last publication of the Conservation Plan. Also included for each action is an “Initiatives” subsection to provide future direction for addressing the action. Conservation objectives and actions in this outline are not listed in order of priority. Priorities are identified in the Implementation Schedule that follows.

Objective 1. Identify and reduce human caused mortality of the Eastern Pacific stock of northern fur seals.

1.A. Improve understanding of the sources, fates, and effects of marine debris

1.A.1 Assess entanglement rates and continue disentanglement programs to reduce mortality and harm to fur seals entangled in marine debris

Work done since 2007

- St. Paul Ecosystem Conservation Office (ECO) and St. George ECO evaluate their individual response capabilities to disentangle entangled seals.
- St. Paul ECO captures and disentangles fur seals encountered during their research and monitoring activities, as practical.
- Marine Mammal Lab (MML) researchers capture and disentangle fur seals encountered during their research activities, as practical.
- MML researchers and island residents photograph and report their observations of entangled seals to St. Paul ECO and St. George ECO for evaluation of response.
- ECO reports entanglement observations to NMFS Alaska Regional Office for inclusion in the National Stranding Database (if disentangled) or in the Pinniped Entanglement Group's database.
- National Marine Fisheries Service (NMFS) Alaska Regional Office responds to entangled seals and reports successful disentanglements to the National Stranding Program or Alaska Stranding Program, as appropriate.

Initiatives

- Continue St. Paul disentanglement program; expand to St. George when feasible; align and coordinate with NMFS/MML entanglement response.
- Continue and expand entanglement studies (e.g., directed roundups and/or use UAS to estimate entanglement rates, track types of debris over time, etc.).
- Assess alternative sampling designs to quantify biases and determine appropriate long-term methods to estimate trends in entanglement by age and sex.
- Develop methods to evaluate and confirm the origin/age of debris removed from entangled seals.
- Develop methods to estimate survival of entangled and disentangled seals.

1.A.2 Survey and remove marine debris in northern fur seal habitats

Work done since 2007

- St. Paul ECO and St. George ECO have collected marine debris deposited on terrestrial fur seal habitat biennially (as funding and capacity allows).

- St. Paul ECO and St. George ECO have surveyed specific terrestrial areas to characterize the composition and accumulation rates of marine debris.
- St. Paul ECO has arranged to backhaul collected marine debris off island for disposal or recycling.
- St. Paul ECO has a marine debris prevention grant focused on changing behaviors related to packing band use and discards.
- St. George ECO has accumulated the collected marine debris on the island and it is stored near the harbor for future shipment off island.
- Designed and conducted field and laboratory experiments to determine the probable fate (longevity, rates of accumulation, exchange between terrestrial and marine debris, deterioration, and fouling, and movements) of lost and discarded fishing gear and other potentially hazardous debris in and near areas inhabited by fur seals, particularly areas used by the juvenile age classes.
- ECO has data characterizing debris removed from beaches on St. Paul and St. George.
- ECO has data characterizing debris from fur seals disentangled on St. Paul.

Initiatives

- Analyze marine debris data collected since 2007 to determine trends or changes in accumulation rates or debris composition.
- Examine the distribution and abundance of debris on shore relative to entangling debris removed from seals (see Objective 1, Action 1.A.1) to determine whether correlations exist between debris washed ashore on the Pribilof Islands and that observed on fur seals.
- Assess remote sensing or other methods to detect debris at sea relative to fur seal at-sea habitat use (Objective 3, Action 3.C.2).
- Develop methods and incentives for partners to collect, report, and dispose of at-sea accumulations of debris.
- Continue the marine debris removal efforts and surveys to characterize debris recovered from coastlines on St. Paul and St. George islands.
- Analyze the cost-effectiveness of disposal and recycling options for collected marine debris.
- Complete a literature review of marine debris research that has been conducted since 2007 and use it to inform Action 1.A.3 below.
- Create and maintain a photo archive to document items of debris where origin can be identified (e.g., ADFG pot tags, buoys, etc.).
- Participate in the Alaska Marine Debris Action Plan survey.

1.A.3 Develop and implement efforts to support education to reduce and prevent marine debris

Work done since 2007

- Marine Debris Program was created at the National Ocean Service to centralize/coordinate activities and funding.
- Defined “marine debris” and statute created to fund response, prevention, education, and research.

Initiatives

- Determine the sources of marine debris and identify methods of reducing or mitigating the source(s). For example: continue and expand programs that encourage reduced use of materials that are commonly found entangling northern fur seals (e.g., packing bands).
- Continue, develop, and expand education programs in Alaska to reduce the amount of marine debris in marine and terrestrial fur seal habitats.
- Work with new and existing partners to develop incentives to prevent, remove, and reduce marine debris.
- Develop marine debris prevention plans within the Alaska contingency planning process.
- Create incentives to reduce gear lost and ghost gear as well as report lost fishing gear.
- Contribute or participate in the development of the Alaska Marine Debris Action Plan or relevant regional Action Plan.
- Promote Pribilof School District participation in education and outreach programs that address marine debris (Ocean Guardian School Program, etc.).

1.B. Improve assessments of incidental take of fur seals in commercial fishing operations

1.B.1 Implement and evaluate fishery and marine mammal observation programs in the North Pacific Ocean and Bering Sea

Work done since 2007

- As part of the stock assessment review process Alaska Fisheries Science Center (AFSC) has evaluated the data collected by the marine mammal observer programs to estimate incidental take by commercial fisheries of marine mammals including northern fur seals.
- AFSC has prepared estimates of marine mammal serious injury and mortality annually.
- AFSC and NMFS Alaska Regional Office review the serious injury and mortality data annually for northern fur seals.
- The Alaska Marine Mammal Observation Program (AMMOP) collects important data on incidental catch of marine mammals in State-managed fisheries that aren't otherwise observed, and collected data on several fisheries around the State from 1990–2013. The AMMOP program was officially transferred from the Alaska Regional Office to the Fisheries Monitoring and Analysis Division of AFSC and is currently working to develop a scoping document for potential re-implementation of AMMOP.
- Observers from AFSC Fisheries Monitoring and Analysis Division collect snouts (for whiskers and canine teeth) and deep tissue samples from fur seals killed during fishing activities in Alaska. Tissue samples are analyzed to check species and sex at Southwest Fisheries Science Center.

Initiatives

- Continue observation programs in northern fur seal habitat to estimate the extent and frequency of incidental take and to identify changes in fisheries-related mortalities related to fishing practice or gear changes.
- Continue to review existing and future data collected from fisheries observer programs to assess and account for the effects of incidental take in the northern fur seal stock assessments.
- Continue to gather biological data from fur seal bycatch in fisheries, to inform efforts to understand and mitigate effects of bycatch of fur seals.

1.C. Evaluate subsistence use

1.C.1 Monitor and manage subsistence uses

Work done since 2007

- Subsistence use monitoring was improved by sampling and reporting through co-management with Tribal Governments (ECO monitors).
- Occurrence of heat stress mortality was reduced to zero by 2010 through co-management with Tribal Governments.
- Through the co-management process, ACSPI and NMFS were able to reduce the occurrence of accidental female mortality during subsistence use from 3 females per year from 1986–2000 (before co-management), to 2 females per year (2001–2007), to 1 female per year (2008–2021).
- ACSPI implemented their own tribal policy to end summer harvests by July 31 rather than August 8 on St. Paul to reduce accidental mortality of females.
- Revised subsistence use regulations for St. George in 2014 and St. Paul in 2019 to improve food security for both communities.
- Implemented family style harvests as practical to reduce disturbance and meet subsistence needs.
- Developed a co-management plan for subsistence use that is regularly updated by the St. Paul Co-Management Council.

Initiatives

- Utilize and expand co-management planning to share responsibilities for balancing effects on fur seals while ensuring food security for the communities of St. Paul and St. George.
- Continue subsistence use monitoring and sampling to understand emerging safety and animal health concerns.

1.C.2 Develop, implement, and analyze data from subsistence use sampling programs

Work done since 2007

- Co-management partners have developed a process to review data more frequently to determine whether to continue to sample and collect data or to modify methods.
- Analyzed age data from the subsistence use of fur seals and identified a significant selection bias towards smaller 3-4 year-old seals compared to the

proportions that exist in the population, suggesting that condition analyses and other projects are not practical without developing a correction for the size selection bias (i.e., preference for smaller seals) detected among subsistence users.

- Subsistence use patterns on St. George indicate a strong preference to select seals in July, October, and November; on St. Paul, July, August and September are preferred. This selection must be considered in relation to the underlying assumptions of most statistical analyses of random sampling.
- Revision of the subsistence use regulations in 2014 and 2019, implementation of co-management plan, and evaluation of community subsistence patterns.
- St. Paul ECO discontinued sampling efforts that have been deemed ineffective or did not contribute valuable data. St. Paul ECO initiated new sampling efforts that need to be evaluated for their efficacy (bile, blubber thickness).
- St. Paul ECO collected liver and blubber annually during traditional harvests and provided them to the Alaska Marine Mammal Tissue Archival Program, which has standard protocols for length, canine teeth (age), vibrissae, blood/blood serum, bile, blubber, liver, muscle, and fur.

Initiatives

- Work with communities and subsistence users prior to sampling subsistence resources to consider alternative methods, ensure community support, and minimize the intrusive nature of sampling Tribal members' food.
- Evaluate existing long-term data sets and archival sampling of historic fur seal harvests when considering new or revised sampling programs.
- Develop and implement a program with sampling plans that include standardized sampling, reporting, and meta-data storage protocols, in order to address emerging zoonotic diseases, food security, and ecological questions of interest to the subsistence communities and NMFS.
- Continue to analyze teeth from subsistence use to identify possible changes and trends in fur seal age structure and to link age to the ongoing sampling program.
- Develop guidelines to evaluate minimum sample sizes for each data type needed to detect expected trends and variability in those trends.
- Work with subsistence users to evaluate community preferences and patterns relative to the regulatory framework, and whether additional regulatory revisions may be required.

1.C.3 Identify, evaluate, authorize, and co-manage subsistence use of northern fur seals in other coastal regions of Alaska

Work done since 2007

- Began conversations with the Aleut Marine Mammal Commission (AMMC) to identify subsistence use needs and patterns to determine how best to authorize and monitor the use of fur seals in the Aleutian Islands.
- ECO works with AMMC and the Indigenous People's Council for Marine Mammals to improve communications among tribal co-managers regarding subsistence use of northern fur seals.

Initiatives

- Assess and quantify the nature, location, and extent of subsistence use and determine whether unaccounted mortality may be influencing the population and whether/what actions may be necessary to address it.

Objective 2. Assess and avoid or mitigate adverse effects of human related activities on or near the Pribilof Islands and other habitat essential to the survival and recovery of the Eastern Pacific stock of northern fur seals.

2.A. Increase implementation of co-management agreements with Tribal Governments and Alaska Native Organizations

Work done since 2007

- NMFS and the Aleut Community of St. Paul Island (ACSPI) renegotiated their co-management agreement to reflect the revision of the subsistence use regulations in 2019.
- NMFS and ACSPI have also developed and implemented a co-management plan to improve the management of subsistence use of northern fur seals (and other marine mammals used for subsistence purposes).
- NMFS and the Traditional Council of St. George Island (TCSGI) have continued to implement their co-management agreement to reflect the revision of the subsistence use regulations in 2014.
- NMFS and the AMMC negotiated a co-management agreement for marine mammals.

Initiatives

- Continue work with the Tribal Governments to address changes in subsistence use for future regulatory revisions or other co-management actions.
- Continue to implement co-management agreements (see Appendices I and II) to utilize and integrate traditional knowledge, local wisdom and values, and science.
- Identify and resolve conflicts between land owners over land use or land access that may arise in association with fur seals and provide information to the affected community as a means of increasing the understanding of the sustainable use, management, and conservation of fur seals.
- Support Ecosystem Conservation Offices of the tribes to continue standardized data collection within the framework of the [Indigenous Sentinels Network](#).
- Prepare annual summaries of Indigenous Sentinels Network data for Co-Management Council review.
- Evaluate 5-year patterns/trends in Indigenous Sentinels Network data and report independently or utilize in relevant conservation actions.
- Expand the Indigenous Sentinels Network to other locations as practical.

2.B. Advise and consult with the relevant action agencies and industries to ensure taking is authorized and effects are minimized

Work since 2007

- NMFS continues to review permits and analyze effects related to harbor dredge maintenance, artificial reef creation, and other development activities on St. Paul and St. George islands.
- NMFS reviewed permits and suggested monitoring and mitigation activities to authorize emergency harbor repairs on St. George.
- NMFS reviewed permits and suggested monitoring and mitigation activities to authorize repair and replacement of municipal and fisheries outfall lines on St. Paul.
- NMFS reviewed and participated in the development of the St. Paul Island Comprehensive Economic Development Strategy, 2017–2022.
- NMFS reviewed permits to authorize bathymetric and hydrographic surveys in the Bering Sea and worked with the applicant to implement monitoring and mitigation activities.
- NMFS reviewed applications for scientific research and issued authorizations for permits to conduct scientific studies.

Initiatives

- Advise the relevant federal action agencies and industries to consult with NMFS to determine whether proposed, planned, or contemplated actions could “take” fur seals or damage habitats essential to their survival and, if so, steps that could be taken to avoid or minimize possible adverse effects.
- Review proposed coastal development, fishery management, harbor development and management, fuel transport and transfer, seafood processing, and related economic development plans to determine and recommend measures necessary to avoid or minimize possible adverse effects on fur seals or their habitat.

2.C. Conduct studies to quantify effects of human activities near terrestrial fur seal habitats

Work done since 2007

- Completed a pilot study to investigate the responses of northern fur seals to subsistence harvest of pups on St. George in the autumn.
- Investigated the relationship between estimates of pup production at both rookeries and rookery complexes and a variety of covariates related to proximity to development or exposure to various sources of disturbance.

Initiatives

- Study short-term behavioral responses and the long-term consequences of threats to properly account for incidental (e.g., airborne and underwater noise,

vehicles, and vessel traffic), and intentional harassment (e.g., round-ups, bull counts, pup counts), and intentional invasive harassment (e.g., capturing, handling, tagging).

2.D. Undertake conservation or management measures as necessary to eliminate or minimize adverse effects on fur seals or their habitat

2.D.1 Develop oil spill response plans and mitigation strategies specific to terrestrial habitat used on the Pribilof Islands and Bogoslof Island and at-sea habitats used for foraging and migration

Work done since 2007

- 2014: Revised Pribilof Islands Wildlife Protection Guidelines to update local oil spill response priorities and capabilities.
- 2023: Revised Pribilof Islands Wildlife Protection Guidelines to update local oil spill and marine debris response priorities and capabilities. This version is reformatted to align with national standards including the National Contingency Plan and Alaska Wildlife Protection Guidelines (2020).¹³

Initiatives

- Review oil spill response plans, mitigation strategies, and wildlife protection guidelines specific to the Pribilof Islands and Bogoslof Island.
- NMFS will provide, through the Federal On Scene Coordinator, notices to mariners for areas affected by an oil spill.
- Develop spatially explicit models to estimate the probability of exposure of fur seals during their seasonal migrations to an oil spill in the Bering Sea, North Pacific, and associated passes.

2.D.2 Develop habitat conservation measures and manage access to fur seal breeding and resting areas on the Pribilof Islands

Work done since 2007

- NMFS replaced the fur seal viewing blinds at Little Zapadni and Gorbach rookeries on St. Paul in 2018.
- St. Paul landowners identified NMFS signage on private land and NMFS is working toward a solution.

Initiatives

- Work with landowners to develop agreements and plans for restricted and public access to NMFS lands retained by the government for the conservation of fur seals on the Pribilof Islands.
- Work with stakeholders to operate, maintain, and repair fur seal viewing platforms on the Pribilofs.
- Work with the Federal Aviation Administration to ensure that pilots consult existing notices and information in Federal Aviation Administration Chart

Supplements and that the information in those supplements is applicable to the Pribilofs.

2.E. Assess and monitor pollutants

2.E.1 Compile and evaluate existing data on pollutants

Work done since 2007

- Analyzed the exposure of northern fur seals to radionuclides introduced into the environment as a result of the Fukushima earthquake.
- Analyzed the levels of mercury and selenium in northern fur seal tissues (University of Alaska Fairbanks).
- Initiated a pilot study to evaluate the health of fur seals through an integration of physiological and immune function (Colorado State University).

Initiatives

- Compile, synthesize, and evaluate the adequacy of existing data concerning the presence, levels, and possible effects of heavy metals, petroleum compounds, polychlorinated biphenyls, chlorinated hydrocarbons and other environmental pollutants on northern fur seals.
- A brief summary of pollution studies has already been undertaken as part of this Conservation Plan and this work should be built upon with further assessment of past data and an analysis of existing tissues in storage.

2.E.2 Monitor and study environmental pollutant exposure

Work done since 2007

- Samples from fur seals collected for subsistence use have been collected consistent with protocols for the Alaska Marine Mammal Tissue Archival Program by tribal and NMFS representatives.

Initiatives

- Design and conduct laboratory or field studies necessary to fill critical data gaps concerning the possible acute and chronic effects of environmental pollutant exposure levels found in fur seal tissues.
- Periodic comparisons between samples from subsistence use (Objective 1, Action 1.C.2) and from seals found dead on the rookeries (Objective 3, Actions 3.A and 3.B) may provide insight into effects of environmental pollutant exposure.
- After a thorough review of the contaminant literature, a study design should be developed to determine how frequently, and which tissues to collect for periodic monitoring.
- Work with subsistence users and tribal co-managers to develop sampling and analysis of tissues (Objective 1, Action 1.C.2) to ensure food safety.
- Evaluate the usefulness of carcass salvage and necropsy programs to determine and monitor the levels of environmental contaminants in selected tissues.

2.E.3 Evaluate carcass salvage programs

Work done since 2007

- The Marine Mammal Health and Stranding Response Program has continued to expand its network across coastal Alaska and the Pacific Northwest. The infrastructure and capacity of those partners has identified, reported, and sampled dead northern fur seals as practical.

2.F. Quantify relationships between fur seals and fisheries

2.F.1 Assess interactions between fur seal prey resource use and fisheries

Work done since 2007

- Addressed the relationship between pollock catch and first year survival of fur seals (Short et al. 2021).
- Utilized co-production of knowledge to explore fur seal ecology and commercial fishery interactions in the Pribilof Islands (Divine et al. 2022).
- Developed a bioenergetics model using recent data on age- and sex- specific fur seal foraging behavior, diet, and energetics to estimate population level consumption of pollock (McHuron et al. 2020).
- Assessed fur seal foraging behavior in the context of environmental conditions including commercial groundfish catch (Joy et al. 2015).
- NMFS completed the Final Supplemental Environmental Impact Statement in 2019.
- Developed a model to explore the influences of changes in prey availability on behavior and reproductive success of lactating female fur seals as well as the viability of primary foraging grounds around rookeries (McHuron et al. 2023).

Initiatives

- Identify species and age classes of commercial and non-commercial prey consumed by northern fur seals and the temporal and spatial overlap of fur seals and fisheries.
- Analyze and review relevant information regarding the distribution and abundance of northern fur seals prey resources, commercial catch of fur seal prey, and the energetic requirements of fur seals.
- Measure the effects of fishing on prey (both commercial and non-commercial), including composition, distribution, abundance, and schooling behavior.
- Model effects of fishing on commercial and non-commercial prey composition, distribution, abundance, and schooling behavior, evaluating model sensitivity, validity and conformity to known data sets.
- Consider methods to incorporate the energetic requirements of fur seals into ecosystem models and how their inclusion may contribute to relevant multispecies stock assessments or Fishery Management Plans.
- Develop methods to evaluate the effects of existing fisheries closures and other management actions on northern fur seals into fishery management strategies to better balance economic, social, and biological objectives.

2.F.2 report fishery interactions

Work done since 2007

- Observer programs have continued to report observations and bycatch of northern fur seals in domestic fisheries.
- Stock assessment reports have included analysis of observer program data to extrapolate to unobserved fisheries.

Initiatives

- Continue and expand reporting systems to provide information relevant to the status of exploited fish stocks and the recovery of the fur seal population.
- Evaluate stomach contents of seals taken incidentally in fishing operations, stranded, and dead on the rookeries.

Objective 3. Continue and, as necessary, expand research and management programs to monitor trends and detect natural or human-related causes of change in the northern fur seal stock and habitats essential to its survival and recovery.

3.A. Monitor and study changes in fur seal populations

3.A.1 Estimate stock vital rates

Work done since 2007

- Analyzed the data from the 1987–1989 tagging to inform the vital rates program initiated in 2008.
- Tagged 933 adult females and 6,604 female pups on St. Paul from 2007–2022.
- Tagged 559 adult females and 12,106 pups (approximately 50 percent male, 50 percent female) on St. George from 2009–2022.
- Identified the need to estimate emigration rate among sites to correct survival estimates.
- Applied 360 very high frequency (VHF) radio transmitter tags to adult seals in 2010–2019 to investigate foraging trip and on-shore duration for various research interests on St. Paul and St. George islands.
- Applied 84 VHF radio transmitter tags to adult female seals in 2022 on St. Paul and St. George islands for emigration investigations, and continue to collect data on foraging trip and on-shore duration.
- Completed field surveys to address killer whale predatory behavior on migratory fur seals in the eastern Aleutian Islands (Matkin et al. 2007).
- Completed an acoustic pilot study of killer whales around St. Paul Island to estimate predation events (Newman and Springer 2008).
- Developed an integrated approach to community-based monitoring of killer whales around the Pribilof Islands (Robson et al. 2010).

- Analyzed the ages of females and their associated reproductive rates at the beginning of the vital rates program (Adams et al. 2007; Testa et al. 2010; Shero et al. 2018).
- Analyzed the age distribution of dead adults collected on the rookeries during population assessment (McKenzie 2009).

Initiatives

- Continue studies to estimate the age- and sex- specific survival and reproduction of fur seals from representative population units to extrapolate for the entire stock.
- Continue to collect condition indices of live pups from representative population units of the stock.
- Assess the nature and magnitude of predation on fur seals, including pre-weaned pups, by Steller sea lion, killer whales, and sharks.
- Analyze teeth collected from dead animals to determine age structure and use biochemical markers to link to vital rates and life history (e.g., reproductive rates, growth rates, feeding behavior, or other variables indicative of the general health and condition).
- Model demographic scenarios (e.g., pup survival, adult survival, etc.) to observed pup production and pup condition trends among the representative population units of the stock.

3.A.2 Continue regular counts of adult males and estimates of pup production on St. Paul, St. George, and Bogoslof islands

Work done since 2007

- Continued to make biennial counts of dead pups concurrent with pup production to estimate early season mortality of pups.
- Estimated late season pup mortality at vital rates sites prior to tagging and weighing live pups at those sites.
- Continued annual counts of adult males and biennial estimates of pup production on St. Paul and St. George islands.
- Completed four estimates of pup production on Bogoslof Island.
- Completed the first series of unmanned aircraft surveys of pups concurrent with the shear sampling method in 2021 and 2022.

Initiatives

- Continue annual counts of adult males and biennial estimates of pup production and condition on both St. Paul and St. George islands to detect and monitor trends in pup production and population size.
- Continue regular post breeding season surveys to estimate on-land pup mortality of representative population units of the stock in order to estimate pup production prior to their first molt, after their first molt, and prior to tagging for inclusion into vital rates studies.
- When practical, continue to estimate pup production and condition in addition to adult male counts on Bogoslof Island.

- Regularly evaluate the sensitivity of these methods to detect population changes and the potential use of alternative methods to estimate population abundance.

3.A.3 Monitor and study changes in diet, foraging behavior, and physiology

Work done since 2007

- Completed research on fur seal diet and related topics which resulted in the publication of three papers (Zeppelin and Orr 2010; Kuhn et al. 2014a; Jeanniard-du-Dot et al. 2017).
- Completed research on foraging behavior and related topics which resulted in the publication of 15 papers (Call et al. 2008; Lea et al. 2010; Kuhn 2011; Benoit-Bird et al. 2013a; Benoit-Bird et al. 2013b; Nordstrom et al. 2013b; Kuhn et al. 2014b; Battaile et al. 2015a; Joy et al. 2015; Kuhn et al. 2015; Zeppelin et al. 2015; Jeanniard du Dot et al. 2018; Kuhn et al. 2020; Merrill et al. 2021; Kuhn et al. 2022).
- Completed research on fur seal physiology and related topics which resulted in nine papers being published (Beauplet et al. 2005; Rosen and Trites 2014; Diaz Gomez et al. 2016; Rosen et al. 2018; McHuron et al. 2019; VanWormer et al. 2019; Diaz Gomez et al. 2020; McHuron et al. 2020; McHuron et al. 2022).
- Completed research on fur seal migration and movement which resulted in nine papers being published (Johnson et al. 2008; Kuhn et al. 2009; Lea et al. 2009; Hanks et al. 2011; McClintock et al. 2014; Pelland et al. 2014; Sterling et al. 2014; Zeppelin et al. 2019; Johnson et al. 2021a).

Initiatives

- Continue studies to identify species and age classes of prey consumed by fur seals during the summer breeding and winter non-breeding seasons using scat and other biogeochemical analyses (e.g., environmental DNA, stable isotopes, and fatty acid analysis).
- Expand diet studies to include understudied age and sex classes of fur seals (adult males and juveniles), while continuing to estimate diet variability for adult females.
- Continue to improve estimates of energy requirements for all age classes and sexes of northern fur seals (see McHuron et al. 2020 for initial analysis) that are applicable and accessible for ecosystem models.
- Continue to examine the movement patterns and habitat use of all age and sex classes during the breeding and non-breeding seasons, including foraging effort, dive patterns, and factors related to rookery departure and return dates.
- Examine maternal attendance patterns during the breeding season including foraging trip durations, pup provisioning cycles, energy transfer, and how they influence pup growth, condition, and survival.
- Continue studies to examine relationships between diet, foraging behavior, and condition, health, reproduction, and survival.
- Examine relationships among food habits, foraging behavior, physiology of all age and sex classes and changes in oceanographic and atmospheric conditions within foraging habitat (Objective 3, Action 3.C.3) and in relation to

fisheries interactions and other anthropogenic disturbances (Objective 2, Action 2.F.1).

3.A.4 Promote joint research and collaborative programs

Work done since 2007

- North Pacific Universities Marine Mammal Consortium completed work at Reef rookery and Bogoslof Island (Nordstrom et al. 2013a; Nordstrom et al. 2013b; Jeanniard-du-Dot et al. 2017; Jeanniard du Dot et al. 2018).
- North Pacific Universities Marine Mammal Consortium completed captive work at Vancouver Aquarium (Rosen and Trites 2014; Rosen et al. 2017).
- Collaborative co-management programs between NMFS, ACSPI, and TCSGI included marine debris clean ups, entanglement observations and entanglement response, subsistence use monitoring, sampling of fur seals taken for subsistence use (biosampling) and VHF tagging research.
- Continued work annually on San Miguel Island to estimate survival, reproduction, pup production, foraging ecology, and migration (DeLong et al. 2009; Zeppelin and Orr 2010; Melin et al. 2012; Lee et al. 2018; Zeppelin et al. 2019).
- AFSC, Point Blue Conservation, and the U.S. Fish and Wildlife Service (USFWS) completed work at Southeast Farallon Island including pup assessment, tagging, and resight (started in 2017).
- Continued work in the Western Bering Sea and North Pacific to estimate abundance and study foraging behavior (Waite et al. 2012a; Waite et al. 2012b; Lee et al. 2014; Belonovich et al. 2016; Hooker et al. 2021).
- Foraging ecology of fur seals on Bogoslof Island was studied in 2001–2004, 2006–2007, 2009, 2015, and 2019 (Zeppelin and Orr 2010; Benoit-Bird et al. 2013b; Nordstrom et al. 2013a; Battaile et al. 2015a; Battaile et al. 2015b).
- Completed consequences of female foraging strategies comparative studies between Bogoslof and St. Paul islands in 2005 and 2006 (Springer et al. 2010).
- Colorado State University completed disease and parasites research (Spraker and Lander 2010; Duncan et al. 2012; Duncan et al. 2013a; Duncan et al. 2014a; Duncan et al. 2014b; Conway et al. 2022; Cortés et al. 2022).
- Participated in joint research with the New England Aquarium, Seattle Aquarium, Mystic Aquarium, and Vancouver Aquarium on captive fur seal studies (McHuron et al. 2022).
- Presented to the Ecosystem Committee of the North Pacific Fisheries Management Council on the status of the northern fur seal research and management annually since 2017.

Initiatives

- Continue and expand comparative studies of fur seals on the Commander Islands, Tyuleny Island, Farallon Island, and San Miguel Island to evaluate population differences within the representative population units of the stock.
- Foster comparative research between northern fur seals and other Bering Sea and North Pacific marine species.

- Convene a working group with primary stakeholders including state representation to evaluate the body of evidence regarding the differential trends in abundance among the various segments of the population and their importance for understanding the overlap between northern fur seals and the fishing industry.

3.B. Improve assessment of the effects of disease

3.B.1 Compile and evaluate existing data

Work done since 2007

- Published research on disease in northern fur seals (Spraker and Lander 2010; Duncan et al. 2012; Myers and Atkinson 2012; Duncan et al. 2013a; Duncan et al. 2013b; Minor et al. 2013; Duncan et al. 2014a; Duncan et al. 2014b; Lefebvre et al. 2016; VanWormer et al. 2019; Johnson et al. 2021c; Conway et al. 2022; Cortés et al. 2022).

Initiatives

- Compile and evaluate existing data to determine whether and how diseases may cause or contribute to changes in vital rates and population trends.
- Continue to evaluate the parasite loads and relevant life histories to determine how parasites may cause or contribute to changes in vital rates and population trends.

3.B.2 Determine and mitigate disease effects

Work done since 2007

- Analyzed phocine distemper virus transmission in the North Pacific (VanWormer et al. 2019).
- Implemented treatment to mitigate hookworm disease on San Miguel island (DeLong et al. 2009).
- Reviewed and synthesized literature on fur seal disease to inform future health monitoring and research efforts (Cortés et al. 2022).

Initiatives

- Develop long-term disease monitoring studies and reporting plans.
- Develop criteria to determine if disease is a threat to fur seals or subsistence users (Objective 1, Action 1.C.2).
- Determine source of disease and, as practical, recommend additional conservation measures to mitigate disease effects.

3.B.3 Continue management programs to prevent disease transmission to fur seals from introduced species

Work done since 2007

- Continued the prohibition of dogs on the Pribilof Islands.
- Veterinary support was subsidized for cats on the island from 2007–2011, 2017, and in 2022 (NMFS, St. Paul ECO).

- Continued collaboration with USFWS and ECO to support rat prevention.

Initiatives

- Develop education and outreach related to disease transmission risks from domesticated, introduced species, and invasive species.
- Continue the prohibition of dogs on the Pribilof Islands to prevent disease transmission to fur seals from dogs.
- Continue to support management programs that prevent disease transmission from invasive species to fur seals.
- Develop management programs to evaluate and prevent disease transmission to fur seals from domestic and feral cats.

3.C. Describe and monitor fur seal habitats and occupancy of those habitats

3.C.1 Compile and evaluate available terrestrial habitat-use data

Work done since 2007

- ECO completed surveys within the framework the Indigenous Sentinels Network (e.g., timing of arrival and departure, winter presence/absence survey).
- Began VHF tagging to estimate attendance, on-shore duration, perinatal visit duration, etc.
- NMFS aggregated telemetry data on northern fur seal trip durations going back to the 1950s into a single data frame.
- NMFS standardized a northern fur seal telemetry database dating back to 1992.

Initiatives

- Develop terrestrial habitat descriptions and geospatial habitat use maps and make them available to the public.
- Develop and implement programs to effectively detect and monitor temporal or spatial changes in terrestrial habitat use important to the survival and recovery of the Eastern Pacific stock.
- Develop terrestrial habitat access plans for human activities based on changes in fur seal habitat use with co-management partners (Objective 2, Actions 2.A and 2.C).
- Collaborate to summarize and analyze St. Paul Indigenous Sentinels Network data.
- Analyze tag-resight data to provide estimates of onshore timing, onshore duration, and foraging trip duration.

3.C.2 Compile and evaluate available at-sea habitat-use, food habits, and available fish resource data

Work done since 2007

- Compiled MML telemetry database for at-sea information and standardized all available fur seal telemetry for analyses.

- Developed models to estimate diet consistency among islands and breeding complexes.
- Developed isotopic models to predict foraging habitat (Zeppelin et al. 2015).
- Characterized patterns in late season juvenile foraging (Zeppelin et al. 2019)
- Compared fur seal foraging behavior to relative prey abundance of walleye pollock (Kuhn et al. 2015).
- Collected oceanographic conditions, prey abundance, and depth distribution using Saildrones (Kuhn et al. 2020).
- Investigated the relationship between fishery catches of pollock and first year survival of fur seals (Short et al. 2021).
- [Alaska Climate Integrating Modeling Project](#) (ACLIM) and Lenfest Ocean Program examine climate change impacts.
- Developed a foundation for estimating the spatial and temporal co-occurrence of fur seals and fisheries.
- Developed bioenergetic models of northern fur seal year-specific consumption of walleye pollock to inform future multispecies stock assessment models (McHuron et al. 2020).
- Estimated prey and energy consumption of fur seals to inform management (McHuron et al. 2022).

Initiatives

- Investigate surveys and platforms of opportunity sighting data to reliably estimate the at-sea density of northern fur seals.
- Investigate the consistency of at-sea habitat use over time; incorporate climate predictions (ACLIM 1 & 2) of environment and fish to contribute to the understanding of changes in representative population units of the stock.
- Examine fish stock assessment information and resource availability in relation to fur seal at-sea habitat use, diet, and foraging behavior.
- Characterize the spatial and temporal relationships among prey resource availability, oceanographic conditions, and fur seal foraging.
- Evaluate the practicality of sampling fur seals at-sea by various methods in selected parts of their range to improve estimates of the quantity or quality of available prey resources in understudied areas.

3.C.3 Conduct oceanographic and fish surveys related to pelagic fur seal habitat use

Work done since 2007

- Collected oceanographic conditions, prey abundance and depth distribution in fur seal foraging range around St. Paul Island using an unmanned Saildrone to follow northern fur seals (Kuhn et al. 2020).
- Integrated all Bering Sea shelf survey information (1982–2018) into AFSC standardized telemetry database.
- Created open access survey and oceanographic data, model data (seasonal), and climate projections including ACLIM, Forage and Euphausiid Abundance in Space and Time, and Climate Enhanced Age-based model with Temperature specific Trophic Linkages and Energetics.

Initiatives

- Study the natural influences on fish distribution and fur seal feeding ecology to determine if additional studies are needed to delineate and characterize areas of special biological importance to Eastern Pacific stock.
- Study the distribution and abundance of commercial and non-commercially utilized fur seal prey from summer and winter at-sea habitats.

3.D. Identify and evaluate ecosystem changes

3.D.1 Evaluate carrying capacity

Work done since 2007

- MML updated the density dependence analyses from Fowler (1990); Fowler and Regen (1990); Gerrodette and Demaster (1990); and Fowler and Siniff (1992) for St. Paul, St. George, and Bogoslof islands.

Initiatives

- Bring together experts to evaluate current methods, available data, and the level of certainty required to determine how carrying capacity used in the depleted listing differs from the current estimates.
- Assess how changes in carrying capacity can be explained (causes), and how changes could affect recovery projections and expectations.

3.D.2 Continue and regularly evaluate environmental data collected by the Indigenous Sentinels Network for the Pribilof Islands

Work done since 2007

- ECO conducts surveys as part of the Indigenous Sentinels Network (e.g., timing of arrival and departure, winter presence/absence survey).

Initiatives

- Continue to standardize data collection.
- Prepare annual summaries of Indigenous Sentinels Network data for co-management council review.
- Evaluate 5-year patterns/trends in Indigenous Sentinels Network data and report independently or utilize in relevant conservation actions or initiatives.
- Expand the Indigenous Sentinels Network to other locations as practical.

3.D.3 Compile and evaluate existing physical environmental data as it relates to fur seal prey distribution and abundance

Work done since 2007

- Developed the Marine Mammal Climate Vulnerability Assessment (Lettrich et al. 2019).
- Evaluations of Bering Sea cold pool and “heatwaves” using Lenfest and ACLIM2 models.

- Completed research on relationships between oceanographic features, prey aggregations, and foraging behavior of fur seals (Kuhn 2011; Pelland et al. 2014; Sterling et al. 2014; Joy et al. 2015).
- Followed a fur seal while recording oceanographic conditions and mapping prey abundance and depth distribution using Saldrones (Kuhn et al. 2020).
- Assessed maternal foraging trip duration as an indication of foraging and reproductive success for rookeries as it relates to ocean bottom temperatures and prey distribution (Merrill et al. 2021).
- Studied prey patch patterns and how they predict habitat use of fur seals (Benoit-Bird et al. 2013a).

Initiatives

- Compile and evaluate the utility of existing oceanographic, climate, and environmental data for the Bering Sea and North Pacific Ocean.

3.D.4 Select and evaluate appropriate environmental indices

Work done since 2007

- Ongoing evaluations of Bering Sea cold pool and “heatwaves” using Lenfest and ACLIM2.
- AFSC published annual Ecosystem Status Reports ([Eastern Bering Sea 2022](#))
- Provided evidentiary support for winds and ocean currents as environmental indices relative to movement for fur seal pups (Johnson et al. 2021a).
- Weather effects of fur seal pup entry into migration (Pelland et al. *manuscript in prep*).
- Determined maternal foraging trip duration as it relates to ocean bottom temperature and prey distribution shifts (Merrill et al. 2021).

Initiatives

- Select the most appropriate environmental indices (based on Action 3.D.3) and initiate periodic, long-term sampling programs to detect changes and monitor trends in key components and characteristics of essential fur seal habitats.

3.D.5 Quantify environmental effect on fish stocks and fur seal behavior, foraging, and productivity

Work done since 2007

- Assessed how physical oceanographic features aggregate fur seal prey and affect fur seal diving behavior (Kuhn 2011).
- Investigated the relationship between fishery catches of pollock and first year survival of fur seals (Short et al. 2021).
- Evaluated fur seal population size and behavior effects in relation to prey abundance (Kuhn et al. 2014a; Kuhn et al. 2014b; Kuhn et al. 2015).
- Explored how female and pup metabolic rates, body size, and lactation duration may be affected by trip duration in response to reductions in prey availability (McHuron et al. 2022).

Initiatives

- Utilize data from Action 3.D.3 to examine pup survival, condition, weaning, and migratory behavior.
- Utilize data from Action 3.D.3 to examine lactating female survival, condition, foraging behavior, weaning, reproduction, and migratory behavior.
- Determine ecosystem linkages between fur seals, other top predators, and the dynamics of commercial and non-commercial prey species (e.g., osmerids, cephalopods).

3.D.6 Ecosystem modeling

Work done since 2007

- Developed bioenergetic models of fur seal year-specific consumption of walleye pollock to inform future multi-species stock assessment models (McHuron et al. 2020).
- Ongoing evaluations of Bering Sea cold pool and “heatwaves” using Lenfest and ACLIM2 models.
- Assessed the influences of prey availability and energy gained from foraging on the behavior and reproductive success of fur seals (McHuron et al. 2022).

Initiatives

- Determine and undertake studies and ecosystem modeling as necessary to understand the outcomes of implementation of Objective 3, Actions 3.A.2, 3.C.2, 3.C.3, 3.D.3, 3.D.4, 3.D.5, and Objective 2, Actions 2.F.1 and 2.F.2 to identify critical data gaps, or to address the extent and magnitude of natural changes or long-term trends in the marine ecosystem throughout the northern fur seal range.

Objective 4. Coordinate and assess the implementation of the Conservation Plan.

4.A. Coordinate implementation of the Conservation Plan

Work done since 2007

- Continued responsibility of the Pribilof Program Manager.
- Hiring of an Assistant to the Pribilof Program.

Initiatives

- NMFS should align coordination and implementation of the conservation actions outlined in this Plan through use of staff:
 - The Pribilof Program manager (based in the Alaska Regional Office) will continue to coordinate implementation of the Conservation Plan and will annually assess and report on the implementation of the Conservation Plan consistent with the policy to report on the implementation of Recovery Plans.
 - The Pribilof Program Manager will coordinate the preparation of a stock status review every 5 years to establish the need for a revision to the Conservation Plan.

- The Pribilof Program Manager acts as the principal agency representative on St. Paul and St. George islands.
- The Pribilof Program Manager will maintain responsibility for determining whether Endangered Species Act Section 7 consultations might have relevance to northern fur seals, and take action as appropriate.
- The Assistant to the Pribilof Program (also based in the Alaska Regional Office) assists and supports in the responsibilities described above. The Assistant acts in the capacities described here, secondary to or in the absence of the Pribilof Program Manager.

4.B. Develop and implement education and outreach programs

Work done since 2007

- NMFS provided Alaska Native Science and Engineering Program internships in 2010–2012 and 2019.
- St. Paul ECO has hosted youth interns annually.
- St. Paul ECO has hosted Bering Sea Days (educational workshops with local youth), brought youth to traditional harvests for hands-on learning experiences, and hosted traditional foods camps.
- ECO posts Public Service Announcements and other announcements as needed and reports to community members annually.
- Coordinated with the Pribilof School District to participate in NOAA Summer Camp at Seattle Aquarium.
- Conducted regular outreach to North Pacific Fishery Management Council.

Initiatives

- The Pribilof Program Manager must coordinate the education and outreach of the affected public to successfully implement management actions.
- The Pribilof Program Manager will provide information to regional Fishery Management Councils, enforcement agencies, state agencies, researchers and other stakeholders of emerging issues.
- Continue formal outreach engagement with the aquaria housing fur seals post pandemic.
- Provide targeted outreach to the tourism industry on islands regarding regulations.

4.C. Develop and promote international conservation efforts

4.C.1 Develop bilateral or multilateral research and conservation agreements

Work done since 2007

- NMFS collaborated with the [Mega-move](#) initiative.
- NMFS participated in various international groups to conserve marine mammals including: North Pacific Marine Science Organization, International Union for Conservation of Nature, Bering Sea Working Group, etc.

- NMFS worked with scientists and managers from other countries where fur seals are found to obtain population abundance estimates and other information about international populations to support conservation actions and initiatives.

Initiatives

- NMFS should explore developing agreements (through Commerce and State Departments) to coordinate conservation and research efforts for northern fur seals with Canada, Russia, and Japan.
- Continue work with scientists and managers from other countries where fur seals are found to obtain population abundance estimates and other information about those populations to support conservation.
- Send the approved Conservation Plan and implementation schedule to appropriate agencies and organizations in Canada, Russia, and Japan.
- Promote collaborative research programs to examine interchange of animals between areas and to compare biological characteristics and population parameters among regions.
- Consider management issues including adequacy of protective regulations, and mechanisms for allocating allowable take of fur seals between jurisdictions.

4.C.2 Identify and evaluate illegal, unreported, and unregulated fisheries

Work done since 2007

- NMFS shares information and data with international collaborators (e.g., providing genetic data and tissue samples for the purpose of identifying the stock of origin for northern fur seal bycatch).
- NMFS international affairs continues to work to stop Illegal, Unreported, and Unregulated fisheries.

Initiatives

- Coordinate among NMFS offices (i.e., Office of International Affairs, Trade, and Commerce) to share information regarding the characterization of illegal take of fur seals.
- Identify and participate with international collaborators/meetings/workshops tasked with assessing threats to marine species with emphasis on fur seal habitat outside our Exclusive Economic Zone.

4.D. Enforce existing regulations

Work done since 2007

- Reported violations of existing laws and regulations (e.g., tour vessels, dog on island) to NOAA Office of Law Enforcement (OLE).
- ECO monitors rookery trespass (rookery patrols), surveillance, and annual reporting to Alaska Regional Office (which reports specific incidents to OLE as needed).

Initiatives

Prosecute violators in a timely fashion.

Improve outreach and communication to the communities regarding enforcement.

Encourage development of cooperative enforcement agreement through the Co-Management Council.

Implementation Schedule

This implementation schedule provides a priority rating, anticipated duration/frequency, and annual cost for each conservation action identified in this revised Conservation Plan. NMFS has estimated the costs to implement these actions over the five fiscal years subsequent to finalization of the current Plan. An annual inflation adjustment of 7 percent has been included to reflect the reality of the marketplace. As these are only estimates, actual costs for specific projects may vary from those indicated here.

Action				Estimated Fiscal Year Costs (thousands of \$)					Comments
#	Title	Priority	Duration/ Frequency	FY 1	FY 2	FY 3	FY 4	FY 5	
1.A	Improve understanding of the sources, fates, and effects of marine debris								
1.A.1	Assess entanglement rates and continue disentanglement programs to reduce mortality and harm to fur seals entangled in marine debris	2	Annual	75	75	75	75	75	
1.A.2	Survey and remove marine debris in northern fur seal habitats	2	Annual	40	40	40	40	40	
1.A.3	Develop and implement efforts to support education to reduce and prevent marine debris	1	Triennial	20			20		

1.B	Improve assessments of incidental take of fur seals in commercial fishing operations								
1.B.1	Implement and evaluate fishery and marine mammal observation programs in the North Pacific Ocean and Bering Sea	2	Annual	2.F.2	2.F.2	2.F.2	2.F.2	2.F.2	Alaska Marine Mammal Observer Program costs amortized among all marine mammal programs to be implemented by AFSC
1.C	Evaluate subsistence use								
1.C.1	Monitor and manage subsistence uses	1	Annual	100	100	100	75	50	Regulatory change anticipated in 2023
1.C.2	Develop, implement, and analyze data from subsistence use sampling programs	2	Biennial	50		50		50	
1.C.3	Identify, evaluate, authorize, and co-manage subsistence use of northern fur seals in other coastal regions of Alaska	2	Biennial	15		15		15	
2.A	Increase implementation of co-management agreements with Tribal Governments and Alaska Native Organizations	1	Annual	350	350	350	350	350	Alaska Native Organization Co-management funding program + Existing staff
2.B	Advise and consult with the relevant action	1	Annual	4.A	4.A	4.A	4.A	4.A	Existing staff work

	agencies and industries to ensure taking is authorized and effects are minimized								
2.C	Conduct studies to quantify effects of human activities near terrestrial fur seal habitats	2	Periodically	50	50		50	50	Costs depend on development
2.D	Undertake conservation or management measures as necessary to eliminate or minimize adverse effects on fur seals or their habitat								
2.D.1	Develop oil spill response plans and mitigation strategies specific to terrestrial habitat used on the Pribilof Islands and Bogoslof Island and at-sea habitats used for foraging and migration	2	Periodically		50	50			Existing staff work + Contract work for modeling
2.D.2	Develop habitat conservation measures and manage access to fur seal breeding and resting areas on the Pribilof Islands	2	Periodically		50				Existing staff work depends on project
2.E	Assess and monitor pollutants								
2.E.1	Compile and evaluate existing data	1	Every 5 years					20	Existing staff work

2.E.2	Monitor and study environmental pollutant exposure	2	Periodically		50		50		
2.E.3	Evaluate carcass salvage programs	3	Every 5 years			25			Existing staff work + Marine Mammal Health & Stranding Program
2.F	Quantify relationships between fur seals and fisheries								
2.F.1	Assess interactions between fur seal prey resource use and fisheries	1	Annual	150	150	150	150	150	Existing staff work
2.F.2	Report fishery interactions	1	Annual	20	20	20	20	20	Fisheries observers costs are shared over multiple marine mammal species and fisheries + Existing staff
3.A	Monitor and study changes in fur seal populations								
3.A.1	Estimate stock vital rates	1	Annual	150	150	150	150	150	MML + Resighting contract + Existing staff
3.A.2	Continue regular counts of adult males and estimates of pup production on St. Paul, St. George, and Bogoslof* islands	1	Biennial	100	20	100	100	100	MML + Alaska Regional Office existing staff + Image analysis contract
3.A.3	Monitor and study changes in diet, foraging behavior, and physiology	2	Annual	150	150	150	150	150	Fish Identification Contract + Tags

3.A.4	Promote joint research and collaborative programs	1	Annual						MML + Alaska Regional Office existing staff time + External partners
3.B	Improve assessment of the effects of disease								Marine Mammal Health & Stranding Program
3.B.1	Compile and evaluate existing data	2	Periodically		25		25		Marine Mammal Health & Stranding Response Program + One Health + Existing staff
3.B.2	Analyze samples and mitigate disease effects	2	Periodically	20		20		20	Analyze annually as needed
3.B.3	Continue management programs to prevent disease transmission to fur seals from introduced species	2	Periodically						As needed
3.C	Describe and monitor fur seal habitats and occupancy of those habitats								
3.C.1	Compile and evaluate available terrestrial habitat-use data	3	Annual						Existing staff time
3.C.2	Compile and evaluate available at-sea habitat-use, food habits, and available fish resource data	1	Annual	25	25	25	25	25	Modeling contract
3.C.3	Conduct oceanographic and fish surveys related to	1	Annual						AFSC fishery stock assessment

	pelagic fur seal habitat use								
3.D	Identify and evaluate ecosystem changes								
3.D.1	Evaluate carrying capacity	1		50				50	
3.D.2	Continue and regularly evaluate environmental data collected by Indigenous Sentinels Network Program for the Pribilof Islands	2	Annual	2.A	2.A	2.A	2.A	2.A	Existing staff time + Data collection costs captured in 2.A
3.D.3	Compile and evaluate existing physical environmental data as it relates to fur seal prey distribution and abundance	1	Every 5 years preceding 3.D.1		50				
3.D.4	Select and evaluate appropriate environmental indices	1		3.D.1				3.D.1	
3.D.5	Quantify environmental effect on fish stocks and fur seal behavior, foraging and productivity	1	Every 5 years preceding 3.D.1			150			
3.D.6	Ecosystem modeling	1	Every 5 years preceding 3.D.1				100		
4.A	Coordinate implementation of the Conservation Plan	3	Annual	150	150	150	150	150	Existing Pribilof Program staffing

4.B	Develop and implement education and outreach programs	2	Annual	25	25	25	25	25	Existing staff time
4.C	Develop and promote international conservation efforts								
4.C.1	Develop bilateral or multilateral research and conservation agreements	2	Every 5 years					50	Existing staff time
4.C.2	Identify and evaluate illegal, unreported, unregulated fisheries	1	Annual	15	15	15	15	15	Existing staff time
4.D	Enforce existing regulations	1	Annual	50	50	50	50	50	Existing staff time + Office of Law Enforcement
Total costs				1605	1595	1710	1620	1605	
Inflation Adjustment (7% of total)					112	120	113	112	

References Cited

- Adams, G. P., J. W. Testa, C. E. C. Goertz, R. R. Ream, and J. T. Sterling. 2007. Ultrasonographic characterization of reproductive anatomy and early embryonic detection in the northern fur seal (*Callorhinus ursinus*) in the field. *Marine Mammal Science* 23(2):445-452.
- ADFG. 2022. 2022 Alaska Peninsula and Aleutian Islands salmon season summary. Alaska Department of Fish and Game, Division of Commercial Fisheries, Juneau, AK, November 7, 2022. Advisory Announcement.
- Anas, R. E. 1974. Heavy metals in the northern fur seal, *Callorhinus ursinus*, and harbor seal, *Phoca vitulina richardi*. *Fishery Bulletin* 72(1):133-137.
- Antonelis, G. A., E. H. Sinclair, R. R. Ream, and B. W. Robson. 1997. Inter-island variation in the diet of female northern fur seals (*Callorhinus ursinus*) in the Bering Sea. *Journal of Zoology* 242(3):435-451.
- Antonelis, G. A., A. E. York, and C. W. Fowler. 1994. Population assessment, Pribilof Islands, Alaska. Pages 29-47 in E. Sinclair, editor. *Fur seal investigations, 1992*. U.S. Dept. of Commerce, National Oceanic and Atmospheric Administration, National Marine Fisheries Service, Alaska Fisheries Science Center, NOAA Technical Memorandum NMFS-AFSC-45, Seattle, WA.
- Arnould, J. P. Y., and J. P. Croxall. 1995. Trends in entanglement of Antarctic fur seals (*Arctocephalus gazella*) in man-made debris at South Georgia. *Marine Pollution Bulletin* 30(11):707-712.
- Back, J. J., A. J. Hoskins, R. Kirkwood, and J. P. Y. Arnould. 2018. Behavioral responses of Australian fur seals to boat approaches at a breeding colony. *Nature Conservation* 31:35-52.
- Baker, J. D. 2007. Post-weaning migration of northern fur seal *Callorhinus ursinus* pups from the Pribilof Islands, Alaska. *Marine Ecology Progress Series* 341:243-255.
- Baker, J. D., G. A. Antonelis, C. W. Fowler, and A. E. York. 1995. Natal site fidelity in northern fur seals, *Callorhinus ursinus*. *Animal Behaviour* 50(1):237-247.
- Baker, J. D., and C. W. Fowler. 1992. Pup weight and survival of northern fur seals *Callorhinus ursinus*. *Journal of Zoology* 227(2):231-238.
- Baker, J. D., C. W. Fowler, and G. A. Antonelis. 1994. Body weight and growth of juvenile male northern fur seals, *Callorhinus ursinus*. *Marine Mammal Science* 10(2):151-162.
- Baraff, L. S., and T. R. Loughlin. 2000. Trends and potential interactions between pinnipeds and fisheries of New England and the U. S. West Coast. *Marine Fisheries Review* 62(4):1-39.

- Bartholomew, G. A., and P. G. Hoel. 1953. Reproductive behavior of the Alaska fur seal, *Callorhinus ursinus*. *Journal of Mammalogy* 34(4):417.
- Battaile, B. C., C. A. Nordstrom, N. Liebsch, and A. W. Trites. 2015a. Foraging a new trail with northern fur seals (*Callorhinus ursinus*): Lactating seals from islands with contrasting population dynamics have different foraging strategies, and forage at scales previously unrecognized by GPS interpolated dive data. *Marine Mammal Science* 31(4):1494-1520.
- Battaile, B. C., K. Q. Sakamoto, C. A. Nordstrom, D. A. S. Rosen, and A. W. Trites. 2015b. Accelerometers identify new behaviors and show little difference in the activity budgets of lactating northern fur seals (*Callorhinus ursinus*) between breeding islands and foraging habitats in the Eastern Bering Sea. *PLoS One* 10(3):e0118761.
- Beauplet, G., C. Barbraud, M. Chambellant, and C. Guinet. 2005. Interannual variation in the post-weaning and juvenile survival of subantarctic fur seals: influence of pup sex, growth rate and oceanographic conditions. *Journal of Animal Ecology* 74:1160-1172.
- Beckmen, K. B., L. K. Duffy, X. M. Zhang, and K. W. Pitcher. 2002. Mercury concentrations in the fur of Steller sea lions and northern fur seals from Alaska. *Marine Pollution Bulletin* 44(10):1130-1135.
- Beckmen, K. B., M. J. Keogh, K. A. Burek-Huntington, G. M. Ylitalo, B. S. Fadely, and K. W. Pitcher. 2016. Organochlorine contaminant concentrations in multiple tissues of free-ranging Steller sea lions (*Eumetopias jubatus*) in Alaska. *Science of the Total Environment* 542:441-452.
- Beckmen, K. B., G. M. Ylitalo, R. G. Towell, M. M. Krahn, T. M. O'Hara, and J. E. Blake. 1999. Factors affecting organochlorine contaminant concentrations in milk and blood of northern fur seal (*Callorhinus ursinus*) dams and pups from St. George Island, Alaska. *Science of the Total Environment* 231(2-3):183-200.
- Belonovich, O. A., S. V. Fomin, V. N. Burkanov, R. D. Andrews, and R. W. Davis. 2016. Foraging behavior of lactating northern fur seals (*Callorhinus ursinus*) in the Commander Islands, Russia. *Polar Biology* 39(2):357-363.
- Bengtson, J. L., B. S. Stewart, L. M. Ferm, and R. L. DeLong. 1989. The influence of entanglement in marine debris on the diving behavior of subadult male northern fur seals. Pages 48-56 in H. Kajimura, editor. *Fur seal investigations, 1986*. U.S. Dept. of Commerce, National Oceanic and Atmospheric Administration, National Marine Fisheries Service, Alaska Fisheries Science Center, National Marine Mammal Laboratory, NOAA Technical Memorandum NMFS F/NWC-174, Seattle, WA.
- Benoit-Bird, K. J., B. C. Battaile, S. A. Heppell, B. Hoover, D. Irons, N. Jones, K. J. Kuletz, C. A. Nordstrom, R. Paredes, R. M. Suryan, C. M. Waluk, and A. W. Trites. 2013a. Prey patch patterns predict habitat use by top marine predators with diverse foraging strategies. *PLoS One* 8(1):e53348.
- Benoit-Bird, K. J., B. C. Battaile, C. A. Nordstrom, and A. W. Trites. 2013b. Foraging behavior of northern fur seals closely matches the hierarchical patch scales of prey. *Marine Ecology Progress Series* 479:283-302.

- Bigg, M. A. 1986. Arrival of northern fur seals, *Callorhinus ursinus*, on St. Paul Island, Alaska. Fishery Bulletin 84(2):383-394.
- Bigg, M. A. 1990. Migration of northern fur seals (*Callorhinus ursinus*) off western North America. Department of Fisheries and Oceans, Biological Sciences Branch, Pacific Biological Station, Nanaimo, British Columbia, Canada, October 1990. Canadian Technical Report of Fisheries and Aquatic Sciences No. 1764, 64 p.
- Bigg, M. A., and I. Fawcett. 1985. Two biases in diet determination of northern fur seal (*Callorhinus ursinus*). Pages 284-299 in J. R. H. Beddington, R. J. H. Beverton, and D. M. Lavigne, editors. Marine Mammals and Fisheries. George Allen and Unwin, Ltd., London.
- Botz, J., C. W. Russell, J. Morella, and S. Haught. 2021. 2020 Prince William Sound area finfish management report. Alaska Department of Fish and Game, Division of Commercial Fisheries, Anchorage, AK, July 2021. Fishery Management Report No. 21-18.
- Briggs, L., and C. Fowler. 1984. Table and figures of the basic population data for northern fur seals of the Pribilof Islands. Background papers submitted by the United States to the 27th annual meeting of the Standing Scientific Committee of the North Pacific Fur Seal Commission, March 29-April 9, 1984, Moscow, Russia.
- Brodie, E. C., F. M. D. Gulland, D. J. Greig, M. Hunter, J. Jaakola, J. S. Leger, T. A. Leighfield, and F. M. Van Dolah. 2006. Domoic acid causes reproductive failure in California sea lions (*Zalophus californianus*). Marine Mammal Science 22(3):700-707.
- Burek, K. A., F. Gulland, and T. M. O'Hara. 2008. Effects of climate change on Arctic marine mammal health. Ecological Applications 18(2):S126-S134.
- Byard, R. W., C. Winskog, A. Machado, and W. Boardman. 2012. The assessment of lethal propeller strike injuries in sea mammals. Journal of Forensic and Legal Medicine 19(3):158-161.
- Calambokidis, J., and R. L. Gentry. 1985. Mortality of northern fur seal pups in relation to growth and birth weights. Journal of Wildlife Diseases 21(3):327-330.
- Call, K. A., and R. R. Ream. 2012. Prey selection of subadult male northern fur seals (*Callorhinus ursinus*) and evidence of dietary niche overlap with adult females during the breeding season. Marine Mammal Science 28(1):1-15.
- Call, K. A., R. R. Ream, D. Johnson, J. T. Sterling, and R. G. Towell. 2008. Foraging route tactics and site fidelity of adult female northern fur seal (*Callorhinus ursinus*) around the Pribilof Islands. Deep-Sea Research II-Topical Studies in Oceanography 55(16-17):1883-1896.
- Carretta, J. V., K. A. Forney, E. M. Oleson, K. K. Martien, M. M. Muto, M. S. Lowry, J. Barlow, J. D. Baker, B. Hanson, D. Lynch, L. Carswell, R. L. Brownell Jr., J. Robbins, D. K. Mattila, K. Ralls, and M. C. Hill. 2012. U.S. Pacific marine mammal stock assessments: 2011. U.S. Dept. of Commerce, National Oceanic and Atmospheric Administration, National Marine Fisheries Service, Southwest Fisheries Science Center, La Jolla, CA. NOAA Technical Memorandum NMFS-SWFSC-488.

- Cates, K., and A. Acevedo-Gutiérrez. 2017. Harbor seal (*Phoca vitulina*) tolerance to vessels under different levels of boat traffic. *Aquatic Mammals* 43(2):193-200.
- Conway, R., C. Duncan, R. A. Foster, G. J. Kersh, S. Raverty, T. Gelatt, and C. Frank. 2022. Histologic lesions in placentas of northern fur seals (*Callorhinus ursinus*) from a population with high placental prevalence of *Coxiella burnetii*. *Journal of Wildlife Diseases* 58(2):333-340.
- Cook, P. F., C. Reichmuth, A. A. Rouse, L. A. Libby, S. E. Dennison, O. T. Carmichael, K. T. Kruse-Elliott, J. Bloom, B. Singh, V. A. Fravel, L. Barbosa, J. J. Stuppino, W. G. Van Bonn, F. M. Gulland, and C. Ranganath. 2015. Algal toxin impairs sea lion memory and hippocampal connectivity, with implications for strandings. *Science* 350(6267):1545-1547.
- Cortés, V., K. Patyk, C. Simeone, V. Johnson, J. Vega, K. Savage, and C. Duncan. 2022. A review of northern fur seal (*Callorhinus ursinus*) literature to direct future health monitoring initiatives. *Oceans* 2022(3):303-318.
- Cowling, M., R. Kirkwood, L. Boren, D. Sutherland, and C. Scarpaci. 2015. The effects of vessel approaches on the New Zealand fur seal (*Arctocephalus forsteri*) in the Bay of Plenty, New Zealand. *Marine Mammal Science* 31(2):501-519.
- Dall, W. H. 1877. On succession in the shell-heaps of the Aleutian Islands. Pages 41-91 in W. H. Dall, editor. *Tribes of the Extreme Northwest*. U.S. Government Printing Office, Washington, DC.
- Dall, W. H. 1878. On the remains of later prehistoric man obtained from caves in the Catherina Archipelago, Alaska Territory, and especially from the caves of the Aleutian Islands. *Smithsonian Contributions to Knowledge* 22, art. 6:1-40.
- Danielson, S. L., O. Ahkinga, C. Ashjian, E. Basyuk, L. W. Cooper, L. Eisner, E. Farley, K. B. Iken, J. M. Grebmeier, L. Juranek, G. Khen, S. R. Jayne, T. Kikuchi, C. Ladd, K. Lu, R. M. McCabe, G. W. K. Moore, S. Nishino, F. Ozenna, R. S. Pickart, I. Polyakov, P. J. Stabeno, R. Thoman, W. J. Williams, K. Wood, and T. J. Weingartner. 2020. Manifestation and consequences of warming and altered heat fluxes over the Bering and Chukchi Sea continental shelves. *Deep Sea Research Part II: Topical Studies in Oceanography* 177:104781.
- DeLong, R. L., and G. A. Antonelis. 1991. Impact of the 1982–1983 El Niño on the northern fur seal population at San Miguel Island, California. Pages 75-83 in F. Trillmich, and K. A. Ono, editors. *Pinnipeds and El Niño: responses to environmental stress*. Springer, Berlin, Heidelberg, Germany.
- DeLong, R. L., P. Dawson, and P. J. Gearin. 1988. Incidence and impact of entanglement in netting debris on northern fur seal pups and adult females, St. Paul Island, Alaska. Pages 58-68 in P. Kozloff, and H. Kajimura, editors. *Fur seal investigations, 1985*. U.S. Department of Commerce, National Oceanic and Atmospheric Administration, NOAA Technical Memorandum NMFS F/NWC-146, Seattle, WA.

- DeLong, R. L., A. J. Orr, R. S. Jenkinson, and E. T. Lyons. 2009. Treatment of northern fur seal (*Callorhinus ursinus*) pups with ivermectin reduces hookworm-induced mortality. *Marine Mammal Science* 25(4):944-948.
- DeMaster, D. P., A. W. Trites, P. Clapham, S. Mizroch, P. Wade, R. J. Small, and J. Ver Hoef. 2006. The sequential megafaunal collapse hypothesis: testing with existing data. *Progress in Oceanography* 68(2-4):329-342.
- Deming, A. C., K. M. Colegrove, P. J. Duignan, A. J. Hall, J. F. X. Wellehan, and F. M. D. Gulland. 2018. Prevalence of urogenital carcinoma in stranded California sea lions (*Zalophus californianus*) from 2005–15. *Journal of Wildlife Diseases* 54(3):581-586.
- Diaz Gomez, M., D. A. S. Rosen, I. P. Forster, and A. W. Trites. 2020. Prey composition impacts lipid and protein digestibility in northern fur seals (*Callorhinus ursinus*). *Canadian Journal of Zoology* 98:681-689.
- Diaz Gomez, M., D. A. S. Rosen, and A. W. Trites. 2016. Net energy gained by northern fur seals (*Callorhinus ursinus*) is impacted more by diet quality than by diet diversity. *Canadian Journal of Zoology* 94(2):123-135.
- Dickerson, B. R., R. R. Ream, S. N. Vignieri, and P. Bentzen. 2010. Population structure as revealed by mtDNA and microsatellites in northern fur seals, *Callorhinus ursinus*, throughout their range. *PLoS One* 5(5):1-9.
- Ditmer, M. A., J. B. Vincent, L. K. Werden, J. C. Tanner, T. G. Laske, P. A. Iaizzo, D. L. Garshelis, and J. R. Fieberg. 2015. Bears show a physiological but limited behavioral response to unmanned aerial vehicles. *Current Biology* 25(17):2278-2283.
- Divine, L. M., P. I. Melovidov, A. P. Lestenkof, P. M. Lestenkof, and M. Kochergin Jr. 2021. Subsistence harvest of juvenile laaquadan (northern fur seals, (*Callorhinus ursinus*) on St. Paul Island, Alaska in 2020. Aleut Community of St. Paul Island, Tribal Government, Ecosystem Conservation Office, St. Paul Island, Pribilof Islands, Alaska, 13 p.
- Divine, L. M., M. J. Peterson Williams, J. Davies, M. LeVine, and B. Robson. 2022. A synthesis of Laaquadan (northern fur seal) community surveys and commercial fishery data in the Pribilof Islands marine ecosystem, Alaska. *Journal of Marine Science and Engineering* 2022(10):467.
- Dizon, A. E., C. Lockyer, W. F. Perrin, D. P. Demaster, and J. Sisson. 1992. Rethinking the stock concept: a phylogeographic approach. *Conservation Biology* 6(1):24-36.
- Donohue, M. J., J. Masura, T. Gelatt, R. Ream, J. D. Baker, K. Faulhaber, and D. T. Lerner. 2019. Evaluating exposure of northern fur seals, *Callorhinus ursinus*, to microplastic pollution through fecal analysis. *Marine Pollution Bulletin* 138:213-221.
- Dorn, M. W., and S. G. Zador. 2020. A risk table to address concerns external to stock assessments when developing fisheries harvest recommendations. *Ecosystem Health and Sustainability* 6(1):1813634.

- Duncan, C., B. Dickerson, K. Pabilonia, A. Miller, and T. Gelatt. 2014a. Prevalence of *Coxiella burnetii* and *Brucella* spp. in tissues from subsistence harvested northern fur seals (*Callorhinus ursinus*) of St. Paul Island, Alaska. *Acta Veterinaria Scandinavica* 56.
- Duncan, C., G. J. Kersh, T. Spraker, K. A. Patyk, K. A. Fitzpatrick, R. F. Massung, and T. Gelatt. 2012. *Coxiella burnetii* in northern fur seal (*Callorhinus ursinus*) placentas from St. Paul Island, Alaska. *Vector-Borne and Zoonotic Diseases* 12(3):192-195.
- Duncan, C., K. Savage, M. Williams, B. Dickerson, A. V. Kondas, K. A. Fitzpatrick, J. L. Guerrero, T. Spraker, and G. J. Kersh. 2013a. Multiple strains of *Coxiella burnetii* are present in the environment of St. Paul Island, Alaska. *Transboundary and Emerging Diseases* 60(4):345-350.
- Duncan, C. G., T. Goldstein, C. Hearne, T. Gelatt, and T. Spraker. 2013b. Novel polyomaviral infection in the placenta of a Northern fur seal (*Callorhinus ursinus*) on the Pribilof Islands, Alaska, USA. *Journal of Wildlife Diseases* 49(1):163-167.
- Duncan, C. G., R. Tiller, D. Mathis, R. Stoddard, G. J. Kersh, B. Dickerson, and T. Gelatt. 2014b. *Brucella* placentitis and seroprevalence in northern fur seals (*Callorhinus ursinus*) of the Pribilof Islands, Alaska. *Journal of Veterinary Diagnostic Investigation* 26(4):507-512.
- Eberhardt, L. L., and D. B. Siniff. 1977. Population dynamics and marine mammal management policies. *Journal of the Fisheries Research Board of Canada* 34(2):183-190.
- Efroymson, R. A., and G. W. Suter. 2001. Ecological risk assessment framework for low-altitude aircraft overflights: II. Estimating effects on wildlife. *Risk Analysis* 21(2):263-274.
- Eisner, L. B., Y. I. Zuenko, E. O. Basyuk, L. L. Britt, J. T. Duffy-Anderson, S. Kotwicki, C. Ladd, and W. Cheng. 2020. Environmental impacts on walleye pollock (*Gadus chalcogrammus*) distribution across the Bering Sea shelf. *Deep Sea Research Part II: Topical Studies in Oceanography* 181-182:104881.
- Eldridge, K. A. 2016. An analysis of archaeofauna recovered from a Russian period camp on St. Paul Island, Pribilof Islands, Alaska. *Arctic Anthropology* 53(2):33-51.
- Elison, T., A. Tiernan, T. Sands, J. Head, and S. Vega. 2022. 2021 Bristol Bay annual management report. Alaska Department of Fish and Game, Division of Commercial Fisheries, Anchorage, AK. Fishery Management Report No. 22-14, June 2022.
- Elliott, H. W. 1882. A monograph of the Seal-Islands of Alaska. U.S. Government Printing Office, Washington, D.C.
- Elliott, H. W. 1886. Our Arctic Province, Alaska and the Seal Islands. Scribner's Sons, New York, NY.
- Fauquier, D. F., M. H. Gulland, and L. Lowenstine. 1998. Northern fur seal (*Callorhinus ursinus*) strandings along the central California coast over twenty-two years, 1975-1997. Pages 39 in *The International Association of Aquatic Animal Medicine Conference*, May 2-6, 1998, San Diego, CA.

- Feldcamp, S. D., D. P. Costa, and G. K. DeKrey. 1988. Energetic and behavioral effects of net entanglement on juvenile northern fur seals, *Callorhinus ursinus*. *Fishery Bulletin* 87:85-94.
- Ferdinando, P. M. 2019. Assessment of heavy metals in subsistence-harvested Alaskan marine mammal body tissues and vibrissae. Master's thesis. Nova Southeastern University, Fort Lauderdale, FL, 144 p.
- Fink, S. 2017. Chapter 14: Loss of habitat: impacts on pinnipeds and their welfare. Pages 241-252 in A. Butterworth, editor. *Marine mammal welfare: human induced change in the marine environment and its impacts on marine mammal welfare*. Springer International Publishing AG, Cham, Switzerland.
- Fomin, S. V., L. I. Konovalova, O. A. Belonovich, R. L. DeLong, and T. R. Spraker. 2019. A study of uncinariasis in northern fur seal pups, *Callorhinus ursinus*, on the rookeries of Bering Island 2011-2012. *Russian Journal of Marine Biology* 45(5):393-396.
- Fowler, C. W. 1981. Comparative population dynamics in large mammals. Pages 437-455 in C. W. Fowler, and T. D. Smith, editors. *Dynamics of large mammal populations*. John Wiley and Sons, New York.
- Fowler, C. W. 1985. An evaluation of the role of entanglement in the population dynamics of northern fur seals on the Pribilof Islands. Pages 291-307 in R. S. Shomura, and H. O. Yoshida, editors. *Proceedings of the workshop on the fate and impact of marine debris, 27-29 November 1984, Honolulu, Hawaii*. U.S. Dept. of Commerce, National Oceanic and Atmospheric Administration, National Marine Fisheries Service, Southwest Fisheries Center, Honolulu, HI.
- Fowler, C. W. 1986. Report of the workshop on the status of northern fur seals on the Pribilof Islands, Alaska, held November 14-16, 1983. U.S. Dept. of Commerce, National Oceanic and Atmospheric Administration, National Marine Fisheries Service, Northwest and Alaska Fisheries Center, National Marine Mammal Laboratory, Seattle, WA, January 1986. NWAFC Processed Report 86-01.
- Fowler, C. W. 1987. Marine debris and northern fur seals: a case study. *Marine Pollution Bulletin* 18(6B):326-335.
- Fowler, C. W. 1988. Population dynamics as related to rate of increase per generation. *Evolutionary Ecology* 2(3):197-204.
- Fowler, C. W. 1990. Density dependence in northern fur seals (*Callorhinus ursinus*). *Marine Mammal Science* 6(3):171-195.
- Fowler, C. W. 2002. Ecological effects of marine debris: the example of northern fur seals. Pages 40-58 in *Proceedings of the International Marine Debris Conference: Derelict fishing gear and the ocean environment, August 6-11, 2000, Hawai'i Convention Center, Honolulu, HI*.
- Fowler, C. W. 2003. Tenets, principles, and criteria for management: the basis for systemic management. *Marine Fisheries Review* 65:1-55.

- Fowler, C. W., and N. Baba. 1992. Entanglement studies, St. Paul Island, 1990, juvenile male northern fur seals. Pages 99-120 *in* H. Kajimura, and E. H. Sinclair, editors. Fur seal investigations, 1990. U.S. Dept. of Commerce, National Oceanic and Atmospheric Administration, National Marine Fisheries Service, Alaska Fisheries Science Center, NOAA Tech. Memo. NMFS-AFSC-2, Seattle, WA.
- Fowler, C. W., and L. Hobbs. 2002. Limits to natural variation: Implications for systemic management. *Animal Biodiversity and Conservation* 25:7-45.
- Fowler, C. W., R. Ream, B. Robson, and M. Kiyota. 1992. Entanglement studies, St. Paul Island, 1991: juvenile male northern fur seals. U.S. Dept. of Commerce, National Oceanic and Atmospheric Administration, National Marine Fisheries Service, Alaska Fisheries Science Center, National Marine Mammal Laboratory, Seattle, WA, April 1992. AFSC Processed Report 92-07, 45 p.
- Fowler, C. W., R. Ream, B. Robson, and M. Kiyota. 1993. Entanglement studies, St. Paul Island, 1991 juvenile male fur seals. Pages 77-115 *in* E. H. Sinclair, editor. Fur seal investigations, 1991. U.S. Dept. of Commerce, National Oceanic and Atmospheric Administration, National Marine Fisheries Service, Alaska Fisheries Science Center, Seattle, WA.
- Fowler, C. W., and T. J. Regan. 1990. Entanglement studies, St. Paul Island, 1989: juvenile male northern fur seals. U.S. Dept. of Commerce, National Oceanic and Atmospheric Administration, National Marine Fisheries Service, Northwest and Alaska Fisheries Center, National Marine Mammal Laboratory, Seattle, WA, May 1990. NWAFC Processed Report 90-06.
- Fowler, C. W., and D. B. Siniff. 1992. Determining population status and the use of biological indices in the management of marine mammals. Pages 1025-1037 *in* D. R. McCullough, and R. H. Barrett, editors. *Wildlife 2001: Populations*. Springer Netherlands, Dordrecht, Netherlands.
- Fox, E. K. C., T. D. Lawson, and R. L. Renick. 2022. 2021 South Alaska Peninsula salmon annual management report and 2020 subsistence fisheries in the Alaska Peninsula, Aleutian Islands, and Atka-Amlia Islands management areas. Alaska Department of Fish and Game, Division of Commercial Fisheries, Anchorage, AK, March 2022. Regional Information Report No. 4K22-01.
- Francis, R. C., S. R. Hare, A. B. Hollowed, and W. S. Wooster. 1998. Effects of interdecadal climate variability on the oceanic ecosystems of the NE Pacific. *Fisheries Oceanography* 7(1):1-21.
- Freed, J. C., N. C. Young, B. J. Delean, V. T. Helker, M. M. Muto, K. M. Savage, S. S. Teerlink, L. A. Jemison, K. M. Wilkinson, and J. E. Jannot. 2022. Human-caused mortality and injury of NMFS-managed Alaska marine mammal stocks, 2016-2020. U. S. Dept. of Commerce, National Oceanic and Atmospheric Administration, National Marine Fisheries Service, Alaska Fisheries Science Center, Seattle, WA. NOAA Tech. Memo. NMFS-AFSC-442, 116 p.

- French, D. P., M. Reed, J. Calambokidis, and J. C. Cabbage. 1989. A simulation model of seasonal migration and daily movements of the northern fur seal. *Ecological Modelling* 48(3):193-219.
- Gelatt, T., R. Ream, and D. Johnson. 2015. *Callorhinus ursinus*. The IUCN Red List of Threatened Species 2015:e.T3590A45224953.
- Gelatt, T. S., and R. Gentry. 2018. Northern fur seal: *Callorhinus ursinus*. Pages 645-648 in B. Würsig, J. G. M. Thewissen, and K. M. Kovacs, editors. *Encyclopedia of marine mammals*, 3rd edition. Academic Press, London; San Diego, CA.
- Gentry, R. L. 1981. Northern fur seal *Callorhinus ursinus* (Linnaeus, 1758). Pages 143-160 in S. H. Ridgway, and R. J. Harrison, editors. *Handbook of Marine Mammals*. Vol. 1: The walrus, sea lions, fur seals and sea otter. Academic Press, London, England.
- Gentry, R. L. 1998. *Behavior and ecology of the northern fur seal*. Princeton University Press, New Jersey.
- Gentry, R. L., N. E. Bin, E. C. Gentry, and J. F. Gilman. 1990. Responses of northern fur seals to quarrying operations. *Marine Mammal Science* 6(2):151-155.
- Gentry, R. L., and J. R. Holt. 1986. Attendance behavior of northern fur seals. Pages 41-60 in R. L. Gentry, and G. L. Kooyman, editors. *Fur seals: Maternal strategies on land and at sea*. Princeton University Press, Princeton, New Jersey.
- Gentry, R. L., and J. H. Johnson. 1981. Predation by sea lions on northern fur seal neonates. *Mammalia* 45(4):423-430.
- Gentry, R. L., and G. L. Kooyman. 1986. *Fur seals: maternal strategies on land and at sea*. Princeton University Press, Princeton, NJ.
- Gerrodette, T., and D. P. Demaster. 1990. Quantitative determination of optimum sustainable population level. *Marine Mammal Science* 6(1):1-16.
- Goebel, M., J. Bengtson, R. DeLong, R. L. Gentry, and T. Loughlin. 1991. Diving patterns and foraging locations of female northern fur seals. *Fishery Bulletin* 89:171-179.
- Goebel, M. E. 2002. Northern fur seal lactation, attendance and reproductive success in two years of contrasting oceanography. Ph.D. dissertation. University of California, Santa Cruz, CA.
- Goldman, M. S., L. M. Divine, E. J. Knight, V. M. Padula, and D. P. Huffman. 2020. *Marine ecological atlas of the Pribilof Islands*. Audubon Alaska, Anchorage, AK.
- Goldstein, T., J. A. Mazet, V. A. Gill, A. M. Doroff, K. A. Burek, and J. A. Hammond. 2009. Phocine distemper virus in northern sea otters in the Pacific Ocean, Alaska, USA. *Emerging Infectious Diseases* 15(6):925-7.
- Goodman, D. 1988. Dynamic response analysis. I. Qualitative estimation of stock status relative to maximum net productivity level from observed dynamics. *Marine Mammal Science* 4(3):183-195.

- Grebmeier, J. M., J. E. Overland, S. E. Moore, E. V. Farley, E. C. Carmack, L. W. Cooper, K. E. Frey, J. H. Helle, F. A. McLaughlin, and S. L. McNutt. 2006. A major ecosystem shift in the northern Bering Sea. *Science* 311(5766):1461-1464.
- Gudmundson, C. J., T. K. Zeppelin, and R. R. Ream. 2006. Application of two methods for determining diet of northern fur seals (*Callorhinus ursinus*). *Fishery Bulletin* 104(3):445-455.
- Gulland, F. M. D., J. D. Baker, M. Howe, E. LaBrecque, L. Leach, S. E. Moore, R. R. Reeves, and P. O. Thomas. 2022. A review of climate change effects on marine mammals in United States waters: Past predictions, observed impacts, current research and conservation imperatives. *Climate Change Ecology* 3:100054.
- Hanks, E. M., M. B. Hooten, D. S. Johnson, and J. T. Sterling. 2011. Velocity-based movement modeling for individual and population level inference. *PLoS One* 6(8):e22795.
- Hanna, G. D. 1923. Rare mammals of the Pribilof Islands, Alaska. *Journal of Mammalogy* 4(4):209-215.
- Hanna, G. D. 2008. The Alaska Fur-Seal Islands. J. A. Lindsay (Ed.), U.S. Department of Commerce, National Oceanic and Atmospheric Administration, National Ocean Service, Office of Response and Restoration, Seattle, WA, July 2008. NOAA Technical Memorandum NOS-ORR-16, 295 p.
- Hare, S. R., and N. J. Mantua. 2000. Empirical evidence for North Pacific regime shifts in 1977 and 1989. *Progress in Oceanography* 47:103-145.
- Härkönen, T., D. Rune, R. Peter, T. Jonas, H. Karin, H. Ailsa, B. Sophie, S. Ursula, J. G. Simon, D. J. Paul, R. Thomas Dau, and T. Paul. 2006. The 1988 and 2002 phocine distemper virus epidemics in European harbour seals. *Diseases of Aquatic Organisms* 68(2):115-130.
- Helm, R. C., D. P. Costa, T. D. DeBruyn, T. J. O'Shea, R. S. Wells, and T. M. Williams. 2015. Chapter 18: Overview of effects of oil spills on marine mammals. Pages 455-475 in M. Fingas, editor. *Handbook of oil spill science and technology*, First edition. John Wiley and Sons, Inc., Hoboken, NJ.
- Hermann, A. J., G. A. Gibson, N. A. Bond, E. N. Curchitser, K. Hedstrom, W. Cheng, M. Wang, E. D. Cokelet, P. J. Stabeno, and K. Aydin. 2016. Projected future biophysical states of the Bering Sea. *Deep-Sea Research II* 134:30-47.
- Hill, P. S., and D. P. DeMaster. 1998. Alaska marine mammal stock assessments, 1998. U.S. Dept. of Commerce, National Oceanic and Atmospheric Administration, National Marine Fisheries Service, Alaska Fisheries Science Center, Seattle, WA, December 1998. NOAA Technical Memorandum NMFS-AFSC-97, 165 p.
- Hollowed, A. B., M. Barange, R. J. Beamish, K. Brander, K. Cochrane, K. Drinkwater, M. G. G. Foreman, J. A. Hare, J. Holt, S.-i. Ito, S. Kim, J. R. King, H. Loeng, B. R. MacKenzie, F. J. Mueter, T. A. Okey, M. A. Peck, V. I. Radchenko, J. C. Rice, M. J. Schirripa, A. Yatsu, and Y. Yamanaka. 2013. Projected impacts of climate change on marine fish and fisheries. *ICES Journal of Marine Science* 70(5):1023-1037.

- Holsman, K. K., A. C. Haynie, A. B. Hollowed, J. C. P. Reum, K. Aydin, A. J. Hermann, W. Cheng, A. Faig, J. N. Ianelli, K. A. Kearney, and A. E. Punt. 2020. Ecosystem-based fisheries management forestalls climate-driven collapse. *Nature Communications* 11(1):4579.
- Holt, S. 1986. Mammals in the sea. *AMBIO* 15(3):126-133.
- Hooker, S. K., R. D. Andrews, J. P. Y. Arnould, M. N. Bester, R. W. Davis, S. J. Insley, N. J. Gales, S. D. Goldsworthy, and J. C. McKnight. 2021. Fur seals do, but sea lions don't-cross taxa insights into exhalation during ascent from dives. *Philosophical Transactions of the Royal Society B: Biological Sciences* 376(1830):20200219.
- Hrdlička, A. 1945. *The Aleutian and Commander Islands and their inhabitants*. Wistar Institute of Anatomy and Biology, Philadelphia, PA.
- Hunt Jr, G. L., P. Stabeno, G. Walters, E. Sinclair, R. D. Brodeur, J. M. Napp, and N. A. Bond. 2002. Climate change and control of the southeastern Bering Sea pelagic ecosystem. *Deep Sea Research Part II: Topical Studies in Oceanography* 49(26):5821-5853.
- Insley, S. J. 1993. Impact of airport noise on northern fur seals, St. George Island, Alaska, 1993. Contract report available from NOAA NMFS Alaska Fisheries Science Center, Marine Mammal Laboratory, Seattle, WA.
- Insley, S. J. 2000. Long-term vocal recognition in the northern fur seal. *Nature* 406(6794):404-405.
- IPCC. 2019. Summary for Policymakers. Pages 1-36 *in* H.-O. Pörtner, and coeditors, editors. *IPCC Special Report on the Ocean and Cryosphere in a Changing Climate*. Intergovernmental Panel on Climate Change.
- Jansen, J. K., G. M. Brady, J. M. Ver Hoef, and P. L. Boveng. 2015. Spatially estimating disturbance of harbor seals (*Phoca vitulina*). *PLoS One* 10(7):e0129798.
- Jarvela Rosenberger, A. L., M. MacDuffee, A. G. J. Rosenberger, and P. S. Ross. 2017. Oil spills and marine mammals in British Columbia, Canada: development and application of a risk-based conceptual framework. *Archives of Environmental Contamination and Toxicology* 73(1):131-153.
- Jeanniard-du-Dot, T., A. C. Thomas, Y. ChereI, A. W. Trites, and C. Guinet. 2017. Combining hard-part and DNA analyses of scats with biologging and stable isotopes can reveal different diet compositions and feeding strategies within a fur seal population. *Marine Ecology Progress Series* 584:1-16.
- Jeanniard du Dot, T., A. W. Trites, J. P. Y. Arnould, J. R. Speakman, and C. Guinet. 2018. Trade-offs between foraging efficiency and pup feeding rate of lactating northern fur seals in a declining population. *Marine Ecology Progress Series* 600:207-222.
- Jochelson, W. 1925. *Archaeological investigations in the Aleutian Islands*. Carnegie Institution, Washington, D.C. Carnegie Institution of Washington Publication 367, 145 p.

- Johnson, A. M. 1968. Annual mortality of territorial male fur seals and its management significance. *Journal of Wildlife Management* 32(1):94-99.
- Johnson, D., N. Pelland, and J. Sterling. 2021a. A continuous-time semi-Markov model for animal movement in a dynamic environment. *The Annals of Applied Statistics* 15(2):797-812.
- Johnson, D. S., J. M. London, M. A. Lea, and J. W. Durban. 2008. Continuous-time correlated random walk model for animal telemetry data. *Ecology* 89(5):1208-1215.
- Johnson, R. H., C. W. Russell, and R. L. Murphy. 2021b. North Alaska Peninsula commercial salmon annual management report, 2020. Alaska Department of Fish and Game, Division of Commercial Fisheries, Anchorage, AK, December 2021. Fishery Management Report No. 21-35.
- Johnson, S. R., J. J. Burns, C. I. Malme, and R. A. Davis. 1989. Synthesis of information on the effects of noise and disturbance on major haulout concentrations of Bering Sea pinnipeds. LGL Alaska Research Associates Inc., Technical Report No. TA 828, Anchorage, AK, 267 p.
- Johnson, V., A. R. Moore, R. Conway, T. Zeppelin, T. Gelatt, and C. Duncan. 2021c. Establishing a reference interval for acute phase proteins, cytokines, antioxidants and commonly measured biochemical and hematologic parameters in the northern fur seal (*Callorhinus ursinus*). *Veterinary Immunology and Immunopathology* 242:110348.
- Jordan, D. S. 1899. The Fur Seals and Fur-seal Islands of the North Pacific Ocean: Part III Special papers relating to the fur seal and to the natural history of the Pribilof islands. U.S. Government Printing Office, Washington, DC.
- Joy, R., M. G. Dowd, B. C. Battaile, P. M. Lestenkof, J. T. Sterling, A. W. Trites, and R. D. Routledge. 2015. Linking northern fur seal dive behavior to environmental variables in the eastern Bering Sea. *Ecosphere* 6(5).
- Kajimura, H. 1984. Opportunistic feeding of the northern fur seal, *Callorhinus ursinus*, in the eastern North Pacific Ocean and eastern Bering Sea. U.S. Dept. of Commerce, National Oceanic and Atmospheric Administration, National Marine Fisheries Service, February 1984. NOAA Technical Report NMFS SSRF-779.
- Kennedy, S. N., J. M. Castellini, A. B. Hayden, B. S. Fadely, V. N. Burkanov, A. Dajles, T. M. O'Hara, and L. D. Rea. 2019. Regional and age-related variations in haptoglobin concentrations in Steller sea lions (*Eumetopias jubatus*) from Alaska, USA. *Journal of Wildlife Diseases* 55(1):91-104.
- Kennedy, S. N., M. Keogh, M. Levin, J. M. Castellini, M. Lian, B. S. Fadely, L. D. Rea, and T. M. O'Hara. 2021. Regional variations and relationships among cytokine profiles, white blood cell counts, and blood mercury concentrations in Steller sea lion (*Eumetopias jubatus*) pups. *Science of the Total Environment* 775:144894.
- Kenney, L. H., F. A. von Hippel, J. J. Willacker, and T. M. O'Hara. 2012. Mercury concentrations of a resident freshwater forage fish at Adak Island, Aleutian Archipelago, Alaska. *Environmental Toxicology and Chemistry* 31(11):2647-2652.

- Kenyon, K. W., V. B. Scheffer, and D. C. Chapman. 1954. A population study for the Alaska fur-seal herd. United States Department of the Interior, U. S. Fish and Wildlife Service, Washington, D.C. Special Scientific Report Wildlife No. 12.
- Kenyon, K. W., and F. Wilke. 1953. Migration of the northern fur seal *Callorhinus ursinus*. *Journal of Mammalogy* 34(1):86-98.
- Keyes, M. C. 1965. Pathology of the northern fur seal. *Journal of the American Veterinary Medical Association* 147(10):1090-1095.
- Kim, K. C., R. C. Chu, and G. P. Barron. 1974. Mercury in tissues and lice of Northern fur seals. *Bulletin of Environmental Contamination and Toxicology* 11(3):281-284.
- Kiyota, M., and N. Baba. 2001. Entanglement in marine debris among adult female northern fur seals at St. Paul Island, Alaska in 1991-1999. *Bulletin of the National Research Institute of Far Seas Fisheries* 38:13-20.
- Kiyota, M., and C. W. Fowler. 1994. Surveys of entanglement among adult female northern fur seals, 1991-1992. Pages 90-99 in E. Sinclair, editor. *Fur seal investigations, 1992*. U.S. Dept. of Commerce, National Oceanic and Atmospheric Administration, National Marine Fisheries Service, Alaska Fisheries Science Center, NOAA Technical Memorandum NMFS-AFSC-45, Seattle, WA.
- Kiyota, M., C. Kawai, and N. Baba. 1999. Estimation of diet of male northern fur seals (*Callorhinus ursinus*) based on analysis of fecal and regurgitated materials. *National Research Institute of Far Seas Fisheries (Japan)* (36):1-7.
- Kohlhoff, D. 1995. *When the wind was a river: Aleut evacuation in World War II*. University of Washington Press, Seattle, WA.
- Kooyman, G. L., R. L. Gentry, and W. B. McAlister. 1976. Physiological impact of oil on pinnipeds. U.S. Dept. of Commerce, National Oceanic and Atmospheric Administration, National Marine Fisheries Service, Northwest and Alaska Fisheries Center, Marine Mammal Division, Seattle, WA, December 1976. NAFC Processed Report 1976-24.
- Krahn, M. M., P. R. Becker, K. L. Tilbury, and J. E. Stein. 1997. Organochlorine contaminants in blubber of four seal species: Integrating biomonitoring and specimen banking. *Chemosphere* 34(9-10):2109-2121.
- Kuhn, C., A. Robertis, J. Sterling, C. W. Mordy, C. Meinig, N. Lawrence-Slavas, E. Cokelet, M. Levine, H. Tabisola, R. Jenkins, D. Peacock, and D. Vo. 2020. Test of unmanned surface vehicles to conduct remote focal follow studies of a marine predator. *Marine Ecology Progress Series* 635:1-7.
- Kuhn, C. E. 2011. The influence of subsurface thermal structure on the diving behavior of northern fur seals (*Callorhinus ursinus*) during the breeding season. *Marine Biology* 158(3):649-663.
- Kuhn, C. E., J. D. Baker, R. G. Towell, and R. R. Ream. 2014a. Evidence of localized resource depletion following a natural colonization event by a large marine predator. *Journal of Animal Ecology* 83(5):1169-1177.

- Kuhn, C. E., D. S. Johnson, R. R. Ream, and T. S. Gelatt. 2009. Advances in the tracking of marine species: using GPS locations to evaluate satellite track data and a continuous-time movement model. *Marine Ecology Progress Series* 393:97-109.
- Kuhn, C. E., R. R. Ream, J. T. Sterling, J. R. Thomason, and R. G. Towell. 2014b. Spatial segregation and the influence of habitat on the foraging behavior of northern fur seals (*Callorhinus ursinus*). *Canadian Journal of Zoology* 92(10):861-873.
- Kuhn, C. E., J. T. Sterling, M. McCormley, B. Birkemeier, A. Sar, A. Flock, and C. W. Mordy. 2022. Animal-borne video cameras reveal differences in northern fur seal foraging behavior related to prey size selection. *Frontiers in Marine Science* 9:1015594.
- Kuhn, C. E., J. T. Sterling, and T. K. Zeppelin. 2015. Linking northern fur seal behavior with prey distributions: the impact of temporal mismatch between predator studies and prey surveys. *Animal Biotelemetry* 3(1):1-12.
- Kuzin, A. E., and T. A. Shatilina. 1990. Survival of the northern fur seal in dependence of environment [*In Russian*]. *Izvestiya Tikhookeanskogo Nauchno-Issledovatel'skogo Instituta Rybnogo Khozyaistva i Okeanografii* 112(1990):74-87.
- Kuzmina, T. A., Y. Kuzmin, I. Dzeverin, O. I. Lisitsyna, T. R. Spraker, E. M. Korol, and R. Kuchta. 2021. Review of metazoan parasites of the northern fur seal (*Callorhinus ursinus*) and the analysis of the gastrointestinal helminth community of the population on St. Paul Island, Alaska. *Parasitology Research* 120(1):117-132.
- Kuzmina, T. A., O. I. Lisitsyna, E. T. Lyons, T. R. Spraker, and S. C. Tolliver. 2012. Acanthocephalans in northern fur seals (*Callorhinus ursinus*) and a harbor seal (*Phoca vitulina*) on St. Paul Island, Alaska: species, prevalence, and biodiversity in four fur seal subpopulations. *Parasitology Research* 111(3):1049-1058.
- Kuzmina, T. A., E. T. Lyons, and T. R. Spraker. 2014. Anisakids (Nematoda: Anisakidae) from stomachs of northern fur seals (*Callorhinus ursinus*) on St. Paul Island, Alaska: parasitological and pathological analysis. *Parasitology Research* 113(12):4463-4470.
- Kuzmina, T. A., V. V. Tkach, T. R. Spraker, E. T. Lyons, and O. Kudlai. 2018. Digeneans of northern fur seals *Callorhinus ursinus* (Pinnipedia: Otariidae) from five subpopulations on St. Paul Island, Alaska. *Parasitology Research* 117(4):1079-1086.
- Laist, D. W. 1997. Impacts of marine debris: entanglement of marine life in marine debris including a comprehensive list of species with entanglement and ingestion records. Pages 99-139 in J. M. Coe, and D. B. Rogers, editors. *Marine Debris - sources, impacts, and solutions*. Springer-Verlag, New York.
- Lander, R. H. 1981. A life table and biomass estimate for Alaskan fur seals. *Fisheries Research* 1:55-70.
- Lander, R. H., and H. Kajimura. 1982. Status of northern fur seals. Pages 319-345 in *Mammals in the seas, 4: Small cetaceans, seals, sirenians, otters*, FAO Fisheries Series 5. United Nations (UN), Food and Agriculture Organization (FAO), Advisory Committee on Marine Resource Research, Rome.

- Lantis, M. 1970. The Aleut social system, 1750 to 1810, from early historical sources. Pages 139-301 in M. Lantis, editor. Ethnohistory in southwestern Alaska and the southern Yukon: method and content. University of Kentucky Press, Lexington, KY.
- Lantis, M. 1984. Aleut. Pages 161-184 in D. Damas, editor. Handbook of North American Indians, Volume 5: Arctic. Smithsonian Institution, Washington, DC.
- Laughlin, W. S. 1980. Aleuts: survivors of the Bering Land Bridge. Holt, Rinehart, and Winston, New York, NY.
- Lea, M. A., D. Johnson, S. Melin, R. Ream, and T. Gelatt. 2010. Diving ontogeny and lunar responses in a highly migratory mammal, the northern fur seal *Callorhinus ursinus*. Marine Ecology Progress Series 419:233-247.
- Lea, M. A., D. Johnson, R. Ream, J. Sterling, S. Melin, and T. Gelatt. 2009. Extreme weather events influence dispersal of naive northern fur seals. Biology Letters 5(2):252-257.
- Lee, D. E., R. W. Berger, J. R. Tietz, P. Warzybok, R. W. Bradley, A. J. Orr, R. G. Towell, and J. Jahncke. 2018. Initial growth of northern fur seal (*Callorhinus ursinus*) colonies at the South Farallon, San Miguel, and Bogoslof Islands. Journal of Mammalogy 99(6):1529-1538.
- Lee, O., R. D. Andrews, V. N. Burkanov, and R. W. Davis. 2014. Ontogeny of early diving and foraging behavior of northern fur seal (*Callorhinus ursinus*) pups from Bering Island, Russia. Marine Biology 161(5):1165-1178.
- Lefebvre, K. A., L. Quakenbush, E. Frame, K. B. Huntington, G. Sheffield, R. Stimmelmayer, A. Bryan, P. Kendrick, H. Ziel, T. Goldstein, J. A. Snyder, T. Gelatt, F. Gulland, B. Dickerson, and V. Gill. 2016. Prevalence of algal toxins in Alaskan marine mammals foraging in a changing arctic and subarctic environment. Harmful Algae 55:13-24.
- Lefebvre, K. A., A. Robertson, E. R. Frame, K. M. Colegrove, S. Nance, K. A. Baugh, H. Wiedenhoft, and F. M. D. Gulland. 2010. Clinical signs and histopathology associated with domoic acid poisoning in northern fur seals (*Callorhinus ursinus*) and comparison of toxin detection methods. Harmful Algae 9(4):374-383.
- Lettrich, M. D., M. J. Asaro, D. L. Borggaard, D. M. Dick, R. B. Griffis, J. A. Litz, C. D. Orphanides, D. L. Palka, D. E. Pendleton, and M. S. Soldevilla. 2019. A method for assessing the vulnerability of marine mammals to a changing climate. U.S. Dept. of Commerce, National Oceanic and Atmospheric Administration, National Marine Fisheries Service, Office of Science and Technology, Silver Spring, MD, July 2019. NOAA Tech. Memo. NMFS-F/SPO-196, 73 p.
- Levin, M., L. Jasperse, J. P. Desforges, T. O'Hara, L. Rea, J. M. Castellini, J. M. Maniscalco, B. Fadely, and M. Keogh. 2020. Methyl mercury (MeHg) in vitro exposure alters mitogen-induced lymphocyte proliferation and cytokine expression in Steller sea lion (*Eumetopias jubatus*) pups. Science of the Total Environment 725:138308.
- Loughlin, T. R., J. L. Bengtson, and R. L. Merrick. 1987. Characteristics of feeding trips of female northern fur seals. Canadian Journal of Zoology 65:2079-2084.

- Loughlin, T. R., M. A. Castellini, and G. Ylitalo. 2002. Spatial aspects of organochlorine contamination in northern fur seal tissues. *Marine Pollution Bulletin* 44(10):1024-1034.
- Loughlin, T. R., W. J. Ingraham Jr., N. Baba, and B. W. Robson. 1999. Use of a surface-current model and satellite telemetry to assess marine mammal movements in the Bering Sea. Pages 615-630 in T. R. Loughlin, and K. Ohtani, editors. *Dynamics of the Bering Sea* 1999. University of Alaska Sea Grant Press, Fairbanks, AK.
- Loughlin, T. R., and R. V. Miller. 1989. Growth of the northern fur seal colony on Bogoslof Island, Alaska. *Arctic* 42(4):368-372.
- Lucas, F. A. 1899. Causes of mortality among seals. Pages 75-98 in D. S. Jordan, editor. *The Fur Seal and Fur Seal Islands*. U.S. Government Printing Office, Washington D.C.
- Lyons, E. T., S. R. Melin, R. L. DeLong, A. J. Orr, F. M. Gulland, and S. C. Tolliver. 2001. Current prevalence of adult *Uncinaria* spp. in northern fur seal (*Callorhinus ursinus*) and California sea lion (*Zalophus californianus*) pups on San Miguel Island, California, with notes on the biology of these hookworms. *Veterinary Parasitology* 97(4):309-318.
- MacArthur, R. A., R. H. Johnston, and V. Geist. 1979. Factors influencing heart rate in free-ranging bighorn sheep: a physiological approach to the study of wildlife harassment. *Canadian Journal of Zoology* 57(10):2010-2021.
- Macy, S. K. 1982. Mother-pup interactions in the northern fur seal. University of Washington, Seattle, WA, 155 p.
- Mantua, N. J., and S. R. Hare. 2002. The Pacific decadal oscillation. *Journal of Oceanography* 58:35-44.
- Matkin, C., and J. Durban. 2011. Killer whales in Alaskan waters. *Whalewatcher* 40(1):24-29.
- Matkin, C. O., L. G. Barrett-Lennard, H. Yurk, D. Ellifrit, and A. W. Trites. 2007. Ecotypic variation and predatory behavior among killer whales (*Orcinus orca*) off the eastern Aleutian Islands, Alaska. *Fishery Bulletin* 105(1):74-87.
- Matkin, C. O., J. Durban, K. Newman, A. Springer, D. P. Herman, and A. W. Trites. 2011. Fur seal predation by killer whales in the Pribilof Islands: an integrated approach Part I. Visual observations and tissue Sampling. North Pacific Marine Science Foundation final report to NMFS for grant number NA07NMF4390197, September 21, 2011, 18 p.
- McAlister, W. B., and M. A. Perez. 1976. Environmental Assessment of the Alaskan Continental Shelf. Final Report RU-77 Ecosystem Dynamics Birds and Marine Mammals: Part 1 - Preliminary estimates of pinniped-fish relationships in the Bering Sea. Sponsored by the U.S. Department of the Interior, Bureau of Land Management, Prepared by U.S. Dept. of Commerce, NOAA, NMFS, Northwest Fisheries Science Center, Seattle, WA.
- McCartney, A. P. 1984. Prehistory of the Aleutian region. D. Damas, editor. *Handbook of North American Indians, Volume 5: Arctic*. Smithsonian Institution, Washington, DC.

- McClintock, B. T., D. S. Johnson, M. B. Hooten, J. M. Ver Hoef, and J. M. Morales. 2014. When to be discrete: the importance of time formulation in understanding animal movement. *Movement Ecology* 2:21.
- McHuron, E. A., K. Luxa, N. A. Pelland, K. Holsman, R. Ream, T. Zeppelin, and J. T. Sterling. 2020. Practical application of a bioenergetic model to inform management of a declining fur seal population and their commercially important prey. *Frontiers in Marine Science* 7:597973.
- McHuron, E. A., D. A. S. Rosen, J. Carpenter, P. Leonard, G. Sirpenski, and J. T. Sterling. 2022. Variation in body mass and food intake of northern fur seals (*Callorhinus ursinus*). *Marine Mammal Science* 38(1):1160-1181.
- McHuron, E. A., J. T. Sterling, D. P. Costa, and M. E. Goebel. 2019. Factors affecting energy expenditure in a declining fur seal population. *Conservation Physiology* 7(1):coz103.
- McHuron, E. A., J. T. Sterling, and M. Mangel. 2023. The influence of prey availability on behavioral decisions and reproductive success of a central-place forager during lactation. *Journal of Theoretical Biology* 560:111392.
- McKenzie, J. 2009. Age at death of northern fur seals through examination of dentine growth layers in canine teeth, Saint Paul Island, Alaska 1973 to 2006, Report to Dr. Tom Gellatt at the National Marine Mammal Lab, NOAA, Seattle, WA, Semaphore, South Australia, August 2009.
- Mearns, A. J., E. Levine, R. Yender, D. Helton, and T. Loughlin. 1999. Protecting fur seals during spill response: Lessons from the San Jorge (Uruguay) oil spill. *International Oil Spill Conference Proceedings* 1999(1):467-470.
- Melin, S. R., and R. L. DeLong. 2000. Population monitoring studies of northern fur seals at San Miguel Island, California. Pages 41-51 in B. W. Robson, editor. *Fur seal investigations, 1998*. U.S. Dept. of Commerce, National Oceanic and Atmospheric Administration, National Marine Fisheries Service, Alaska Fisheries Science Center, NOAA Technical Memorandum NMFS-AFSC-113, Seattle, WA.
- Melin, S. R., R. L. DeLong, and A. J. Orr. 2005. Status of northern fur seal population at San Miguel Island, California, in 2002 and 2003. Pages 44-52 in J. W. Testa, editor. *Fur seal investigations, 2002-2003*. U.S. Dept. of Commerce, National Oceanic and Atmospheric Administration, National Marine Mammal Laboratory, Alaska Fisheries Science Center, c/o Biological Sciences, University of Alaska Anchorage, NOAA Technical Memorandum NMFS-AFSC-151, Anchorage, AK.
- Melin, S. R., J. L. Laake, R. L. DeLong, and D. B. Siniff. 2012. Age-specific recruitment and natality of California sea lions at San Miguel Island, California. *Marine Mammal Science* 28(4):751-776.
- Melnikov, V., and I. Zagrebina. 2005. Killer whale predation in coastal waters of the Chukotka Peninsula. *Marine Mammal Science* 21(3):550-556.
- Merrell Jr., T. R. 1980. Accumulation of plastic litter on beaches of Amchitka Island, Alaska. *Marine Environmental Research* 3(3):171-184.

- Merrell, T. R. 1985. Fish nets and other plastic on Alaska beaches. Pages 160-182 in R. S. Shomura, and H. O. Yoshida, editors. Proceedings of the workshop on the fate and impact of marine debris, 27-29 November 1984, Honolulu, Hawaii. U.S. Dept. of Commerce, National Oceanic and Atmospheric Administration, National Marine Fisheries Service, Southwest Fisheries Science Center.
- Merrick, R. L., T. R. Loughlin, and D. G. Calkins. 1987. Decline in abundance of the northern sea lion, *Eumetopias jubatus*, in Alaska, 1956-86. Fishery Bulletin 85(2):351-365.
- Merrill, G. B. 2019. Maternal foraging trip durations: establishing a monitoring index of pup survival, habitat quality, and prey availability for the northern fur seal. Master's thesis. University of Alaska Anchorage, Anchorage, AK.
- Merrill, G. B., J. W. Testa, and J. M. Burns. 2021. Maternal foraging trip duration as a population-level index of foraging and reproductive success for the northern fur seal. Marine Ecology Progress Series 666:217-229.
- Miller, M. E., M. Hamann, and F. J. Kroon. 2020. Bioaccumulation and biomagnification of microplastics in marine organisms: a review and meta-analysis of current data. PLoS One 15(10):e0240792.
- Minobe, S. 2000. Spatio-temporal structure of the pentadecadal variability over the North Pacific. Progress in Oceanography 47(2000):381-408.
- Minobe, S. 2002. Interannual to interdecadal changes in the Bering Sea and concurrent 1998/99 changes over the North Pacific. Progress in Oceanography 55(2002):45-64.
- Minor, C., G. J. Kersh, T. Gelatt, A. V. Kondas, K. L. Pabilonia, C. B. Weller, B. R. Dickerson, and C. G. Duncan. 2013. *Coxiella burnetii* in northern fur seals and Steller sea lions of Alaska. Journal of Wildlife Diseases 49(2):441-446.
- Mizroch, S. A., and D. W. Rice. 2006. Have North Pacific killer whales switched prey species in response to depletion of the great whale populations? Marine Ecology Progress Series 310:235-246.
- Moriarty, M. E., M. T. Tinker, M. A. Miller, J. A. Tomoleoni, M. M. Staedler, J. A. Fujii, F. I. Batac, E. M. Dodd, R. M. Kudela, V. Zubkousky-White, and C. K. Johnson. 2021. Exposure to domoic acid is an ecological driver of cardiac disease in southern sea otters. Harmful Algae 101:101973.
- Mueter, F. J., N. A. Bond, J. N. Ianelli, and A. B. Hollowed. 2011. Expected declines in recruitment of walleye pollock (*Theragra chalcogramma*) in the eastern Bering Sea under future climate change. ICES Journal of Marine Science 68(6):1284-1296.
- Muto, M. M., V. T. Helker, B. J. Delean, N. C. Young, J. C. Freed, R. P. Angliss, N. A. Friday, P. L. Boveng, J. M. Breiwick, B. M. Brost, M. F. Cameron, P. J. Clapham, J. L. Crance, S. P. Dahle, M. E. Dahlheim, B. S. Fadely, M. C. Ferguson, L. W. Fritz, K. T. Goetz, R. C. Hobbs, Y. V. Ivashchenko, A. S. Kennedy, J. M. London, S. A. Mizroch, R. R. Ream, E. L. Richmond, K. E. W. Sheldon, K. L. Sweeney, R. G. Towell, P. R. Wade, J. M. Waite, and A. N. Zerbini. 2022. Alaska marine mammal stock assessments, 2021. U.S. Dept. of Commerce, National Oceanic and Atmospheric Administration, National Marine

Fisheries Service, Alaska Fisheries Science Center, Seattle, WA, August 2022. NOAA Technical Memorandum NMFS-AFSC-441, 398 p.

- Myers, M. J., and S. Atkinson. 2012. Temporal variability in organochlorine contamination in blood and blubber of captive Steller sea lions (*Eumetopias jubatus*). *Marine Mammal Science* 28(1):105-123.
- Neiland, K. A. 1961. Suspected role of parasites in non-rookery mortality of fur seals (*Callorhinus ursinus*). *Journal of Parasitology* 47(5):732.
- Nelms, S. E., T. S. Galloway, B. J. Godley, D. S. Jarvis, and P. K. Lindeque. 2018. Investigating microplastic trophic transfer in marine top predators. *Environmental Pollution* 238:999-1007.
- Newman, K., and A. M. Springer. 2008. Nocturnal activity by mammal-eating killer whales at a predation hot spot in the Bering Sea. *Marine Mammal Science* 24(4):990-999.
- Niebauer, H. J., and R. H. Day. 1989. Causes of interannual variability in the sea ice cover of the Eastern Bering Sea. *GeoJournal* 18(1):45-59.
- NMFS. 1985. Status Review: Northern fur seal (*Callorhinus ursinus*) of the Pribilof Islands, Alaska. Background paper submitted to the 28th meeting of the standing scientific committee of the North Pacific Fur Seal Commission, April 4-12, 1985, Tokyo, Japan.
- NMFS. 1993. Final conservation plan for the northern fur seal (*Callorhinus ursinus*). U.S. Dept. of Commerce, National Oceanic and Atmospheric Administration, National Marine Fisheries Service, Alaska Fisheries Science Center, National Marine Mammal Laboratory, and the Office of Protected Resources, Seattle, WA, and Silver Spring, MD, June 1993, 80 p.
- NMFS. 2007a. Conservation plan for the eastern Pacific stock of the northern fur seal (*Callorhinus ursinus*). U.S. Department of Commerce, National Oceanic and Atmospheric Administration, National Marine Fisheries Service, Protected Resources Division, Alaska Region, Juneau, AK, December 2007, 101 + Appendices.
- NMFS. 2007b. Steller sea lion and northern fur seal research: Final Programmatic Environmental Impact Statement. U.S. Department of Commerce, National Oceanic and Atmospheric Administration, National Marine Fisheries Service, Office of Protected Resources, Silver Spring, MD, May 2007.
- NMFS. 2014. Final Supplemental Environmental Impact Statement for management of the subsistence harvest of northern fur seals on St. George Island, Alaska. U. S. Department of Commerce, National Oceanic and Atmospheric Administration, National Marine Fisheries Service, Alaska Region, Anchorage, AK, August 2014, 128 p.
- NMFS. 2019. Final Supplemental Environmental Impact Statement for management of the subsistence harvest of northern fur seals on St. Paul Island, Alaska U.S. Dept. of Commerce, National Oceanic and Atmospheric Administration, National Marine Fisheries Service, Alaska Region, Silver Spring, MD, September 2019, 376 p.

- NMFS. 2020. 5-year review: summary and evaluation of western Distinct Population Segment Steller sea lion *Eumetopias jubatus*. U.S. Department of Commerce, National Oceanic and Atmospheric Administration, National Marine Fisheries Service, Alaska Region, Protected Resources Division, Juneau, AK, February 2020, 61 p.
- NMFS. 2022. 2023 Annual deployment plan for observers and electronic monitoring in the groundfish and halibut fisheries off Alaska. U.S. Dept. of Commerce, National Oceanic and Atmospheric Administration, National Marine Fisheries Service, Alaska Region Sustainable Fisheries Division, Juneau, AK.
- NOAA. 2013. Severe marine debris event report: Superstorm Sandy. NOAA Marine Debris Program, August 2013. Overview and update to Congress.
- NOAA. 2015. Impact of "ghost fishing" via derelict fishing gear. U.S. Dept. of Commerce, National Oceanic and Atmospheric Administration, National Ocean Service, National Centers for Coastal Ocean Science, Marine Debris Program, Silver Spring, MD, March 2015, 25 p.
- Noda, K., H. Ichihashi, T. R. Loughlin, N. Baba, M. Kiyota, and R. Tatsukawa. 1995. Distribution of heavy metals in muscle, liver and kidney of northern fur seal (*Callorhinus ursinus*) caught off Sanriku, Japan and from the Pribilof Islands, Alaska. *Environmental Pollution* 90(1):51-59.
- Nordstrom, C. A., B. C. Battaile, C. Cotte, and A. W. Trites. 2013a. Foraging habitats of lactating northern fur seals are structured by thermocline depths and submesoscale fronts in the eastern Bering Sea. *Deep-Sea Research Part II-Topical Studies in Oceanography* 88-89:78-96.
- Nordstrom, C. A., K. J. Benoit-Bird, B. C. Battaile, and A. W. Trites. 2013b. Northern fur seals augment ship-derived ocean temperatures with higher temporal and spatial resolution data in the eastern Bering Sea. *Deep-Sea Research Part II-Topical Studies in Oceanography* 94:257-273.
- NPFSC. 1984. North Pacific Fur Seal Commission report on investigations during 1977-80.
- Olson, J. K., D. M. Lambourn, J. L. Huggins, S. Raverty, A. A. Scott, and J. K. Gaydos. 2021. Trends in propeller strike-induced mortality in harbor seals (*Phoca vitulina*) of the Salish Sea. *Journal of Wildlife Diseases* 57(3):689-693.
- Overland, J. E., J. A. Francis, E. Hanna, and M. Wang. 2012. The recent shift in early summer Arctic atmospheric circulation. *Geophysical Research Letters* 39:L19804.
- Pelland, N. A., J. T. Sterling, M. A. Lea, N. A. Bond, R. R. Ream, C. M. Lee, and C. C. Eriksen. 2014. Fortuitous encounters between seaglidgers and adult female northern fur seals (*Callorhinus ursinus*) off the Washington (USA) coast: Upper ocean variability and links to top predator behavior. *PLoS One* 9(8):e101268.
- Perez, M. A., and M. Bigg, A. 1986. Diet of northern fur seals, *Callorhinus ursinus*, off western North America. *Fishery Bulletin* 84(4):957-971.

- Perez, M. A., and W. B. McAlister. 1993. Estimates of food consumption by marine mammals in the eastern Bering Sea. U.S. Dept. of Commerce, National Oceanic and Atmospheric Administration, National Marine Fisheries Service Alaska Fisheries Science Center, Seattle, WA, May 1993. NOAA Technical Memorandum NMFS-AFSC-14, 36 p.
- Peterson, R. S. 1962. Behavior of fur seal pups, report of a preliminary study, 1961, March 1962.
- Peterson, R. S. 1965. Behavior of the northern fur seal. Ph.D. dissertation. Johns Hopkins University, Baltimore, MD, 226 p.
- Peterson, R. S. 1968. Social behavior of pinnipeds with particular reference to the northern fur seal. Pages 3-53 *in* R. J. Harrison, R. C. Hubbard, R. S. Peterson, C. E. Rice, and R. J. Schusterman, editors. The behavior and physiology of pinnipeds. Appleton-Century-Crofts, New York.
- Ragen, T. J., G. A. Antonelis, and M. Kiyota. 1995. Early migration of northern fur seal pups from St. Paul Island, Alaska. *Journal of Mammalogy* 76(4):1137-1148.
- Randhawa, N., F. Gulland, G. M. Ylitalo, R. DeLong, and J. A. Mazet. 2015. Sentinel California sea lions provide insight into legacy organochlorine exposure trends and their association with cancer and infectious disease. *One Health* 1:37-43.
- Rea, L. D., J. M. Castellini, J. P. Avery, B. S. Fadely, V. N. Burkanov, M. J. Rehberg, and T. M. O'Hara. 2020. Regional variations and drivers of mercury and selenium concentrations in Steller sea lions. *Science of the Total Environment* 744:140787.
- Ream, R. R. 2002. Molecular ecology of North Pacific otariids: Genetic assessment of northern fur seal and Steller sea lion distributions. Ph.D. dissertation. University of Washington, Seattle, WA, 127 p.
- Ream, R. R., G. A. Antonelis, and J. D. Baker. 1994. Trends in pup production of rookeries on St. George Island. Pages 76-83 *in* E. Sinclair, editor. Fur seal investigations, 1992. U.S. Dept. of Commerce, National Oceanic and Atmospheric Administration, National Marine Fisheries Service, Alaska Fisheries Science Center, NOAA Technical Memorandum NMFS-AFSC-45, Seattle, WA.
- Ream, R. R., and J. Sterling. 2019. Effects of human disturbance on the northern fur seal population at St. George Island, AK, during 2015. U.S. Dept. of Commerce, National Oceanic and Atmospheric Administration, National Marine Fisheries Service, Alaska Fisheries Science Center, Seattle, WA. Memorandum for Tom Gellatt, Marine Mammal Laboratory Program Leader, March 2019.
- Ream, R. R., J. T. Sterling, and T. R. Loughlin. 2005. Oceanographic features related to northern fur seal migratory movements. *Deep Sea Research Part II: Topical Studies in Oceanography* 52(5-6):823-843.
- Reed, M., and D. P. French. 1989. Simulation modelling of the effects of oil spills on population dynamics of northern fur seals. *Ecological Modelling* 1989:49-71.

- Reid, W. V., H. A. Mooney, A. Cropper, D. Capistrano, S. R. Carpenter, K. Chopra, P. Dasgupta, T. Dietz, A. K. Duraiappah, R. Hassan, R. Kasperson, R. Leemans, R. M. May, A. J. McMichael, P. Pingali, C. Samper, R. Scholes, R. T. Watson, A. H. Zakri, Z. Shidong, N. J. Ash, E. Bennett, P. Kumar, M. J. Lee, C. Raudsepp-Hearne, H. Simons, J. Thonell, and M. B. Zurek. 2005. Ecosystems and human well-being - Synthesis: A Report of the Millennium Ecosystem Assessment. Island Press, Washington D.C.
- Reiner, J. L., P. R. Becker, M. O. Gribble, J. M. Lynch, A. J. Moors, J. Ness, D. Peterson, R. S. Pugh, T. Ragland, C. Rimmer, J. Rhoderick, M. M. Schantz, J. Trevillian, and J. R. Kucklick. 2016. Organohalogen contaminants and vitamins in northern fur seals (*Callorhinus ursinus*) collected during subsistence hunts in Alaska. *Archives of Environmental Contamination and Toxicology* 70(1):96-105.
- Rice, D. W. 1998. Marine mammals of the world: systematics and distribution. Society for Marine Mammalogy, Lawrence, KS.
- Richardson, W. J., C. R. Greene Jr, C. I. Malme, and D. H. Thomson. 1995. Marine mammals and noise. Academic Press, Inc., San Diego, CA.
- Robson, B. W. 2001. Fur seal investigations, 1999. U.S. Dept. of Commerce, National Oceanic and Atmospheric Administration, National Marine Fisheries Service, Alaska Fisheries Science Center, Seattle, WA, September 2001. NOAA Technical Memorandum NMFS-AFSC-123, 52 p.
- Robson, B. W. 2002. Fur seal investigations, 2000-2001. U.S. Dept. of Commerce, National Oceanic and Atmospheric Administration, National Marine Fisheries Service, Alaska Fisheries Science Center, Seattle, WA, December 2002. NOAA Technical Memorandum NMFS-AFSC-134, 80 p.
- Robson, B. W., M. E. Goebel, J. D. Baker, R. R. Ream, T. R. Loughlin, R. C. Francis, G. A. Antonelis, and D. P. Costa. 2004. Separation of foraging habitat among breeding sites of a colonial marine predator, the northern fur seal (*Callorhinus ursinus*). *Canadian Journal of Zoology-Revue Canadienne De Zoologie* 82(1):20-29.
- Robson, B. W., K. Holser, R. Kingsbery, A. M. Merklein, P. A. Zavadil, S. Zacharof, and D. Lekanof. 2010. An integrated approach to community-based monitoring of killer whales around the Pribilof Islands, Alaska. Final report by Community and Ecology Resources, the Traditional Council of St. George Island, and the Aleut Community of St. Paul Island to the Marine Mammal Commission for MMC Grant Number E4047740, Seattle, WA.
- Robson, B. W., R. G. Towell, M. Kiyota, C. M. Stepetin, and G. E. Mercurief. 1999. Northern fur seal entanglement studies: St. Paul and St. George Islands, 1997. Pages 33-54 in E. H. Sinclair, and B. W. Robson, editors. Fur seal investigations, 1997. U.S. Dept. of Commerce, National Oceanic and Atmospheric Administration, National Marine Fisheries Service, Alaska Fisheries Science Center, NOAA Technical Memorandum NMFS-AFSC-106, Seattle, WA.
- Rogers, G. 1976. An economic analysis of the Pribilof Islands 1870-1946. Prepared by the University of Alaska Institute of Social, Economic, and Government Research for Indian Claims Commission Docket Numbers 352 and 369, Fairbanks, AK.

- Roppel, A. Y. 1984. Management of northern fur seals on the Pribilof Islands, Alaska, 1786-1981. U.S. Dept. of Commerce, National Oceanic and Atmospheric Administration, National Marine Fisheries Service, April 1984. NOAA Technical Report NMFS 4.
- Roppel, A. Y., and S. P. Davey. 1965. Evolution of fur seal management on the Pribilof Islands. *The Journal of Wildlife Management* 29(3):448-463.
- Rosen, D. A. S., C. G. Gerlinsky, and A. W. Trites. 2018. Telemetry tags increase the costs of swimming in northern fur seals, *Callorhinus ursinus*. *Marine Mammal Science* 34(2):385-402.
- Rosen, D. A. S., A. G. Hindle, C. D. Gerlinsky, E. Goundie, G. D. Hastie, B. L. Volpov, and A. W. Trites. 2017. Physiological constraints and energetic costs of diving behaviour in marine mammals: a review of studies using trained Steller sea lions diving in the open ocean. *Journal of Comparative Physiology B-Biochemical Systemic and Environmental Physiology* 187(1):29-50.
- Rosen, D. A. S., and A. W. Trites. 2014. Thermal limits in young northern fur seals, *Callorhinus ursinus*. *Marine Mammal Science* 30(3):1014-1028.
- Ruedig, E., C. Duncan, B. Dickerson, M. Williams, T. Gelatt, J. Bell, and T. E. Johnson. 2016. Fukushima derived radiocesium in subsistence-consumed northern fur seal and wild celery. *Journal of Environmental Radioactivity* 152:1-7.
- Saeki, K., M. Nakajima, K. Noda, T. R. Loughlin, N. Baba, M. Kiyota, R. Tatsukawa, and D. G. Calkins. 1998. Vanadium accumulation in pinnipeds. *Archives of Environmental Contamination and Toxicology* 36:81-86.
- Scheffer, V. B. 1950. Winter injury to young fur seals on the northwest coast. *California Fish and Game* 36:378-379.
- Scheffer, V. B. 1961. Pelage and surface topography of the northern fur seal. U.S. Fish and Wildlife Service, Washington, D.C., February 1962. North American Fauna No. 64.
- Scheffer, V. B., C. H. Fiscus, and E. I. Todd. 1984. History of scientific study and management of the Alaskan fur seal, *Callorhinus ursinus*, 1786-1964. U.S. Dept. of Commerce, National Oceanic and Atmospheric Administration, National Marine Fisheries Service, March 1984. NOAA Technical Report NMFS SSRF-780.
- Scheffer, V. B., and F. Wilke. 1953. Relative growth in the northern fur seal. *Growth* 17:129-145.
- Schell, D. M. 2000. Declining carrying capacity in the Bering Sea: Isotopic evidence from whale baleen. *Limnology and Oceanography* 45(2):459-462.
- Scheuhammer, A. M., M. W. Meyer, M. B. Sandheinrich, and M. W. Murray. 2007. Effects of environmental methylmercury on the health of wild birds, mammals, and fish. *AMBIO* 36(1):12-18.
- Schwacke, L. H., C. R. Smith, F. I. Townsend, R. S. Wells, L. B. Hart, B. C. Balmer, T. K. Collier, S. De Guise, M. M. Fry, L. J. Guillette, Jr., S. V. Lamb, S. M. Lane, W. E. McFee, N. J. Place, M. C. Tumlin, G. M. Ylitalo, E. S. Zolman, and T. K. Rowles. 2014. Health of

- common bottlenose dolphins (*Tursiops truncatus*) in Barataria Bay, Louisiana, following the Deepwater Horizon oil spill. *Environmental Science and Technology* 48(1):93-103.
- Scordino, J., and R. Fisher. 1983. Investigations on fur seal entanglement in net fragments, plastic bands and other debris in 1981 and 1982, St. Paul Island, Alaska. Background paper submitted to the 26th Annual Meeting Standing Scientific Committee of the North Pacific Fur Seal Commission.
- Sease, J. L., and C. Gudmundson. 2002. Aerial and land-based surveys of Steller sea lions (*Eumetopias jubatus*) from the western stock in Alaska, June and July 2001 and 2002. U.S. Dept. of Commerce, National Oceanic and Atmospheric Administration, National Marine Fisheries Service, Alaska Fisheries Science Center, Seattle, WA, December 2002. U.S. Dept. of Commerce, National Oceanic and Atmospheric Administration, National Marine Fisheries Service, 45 p.
- Shero, M. R., D. R. Bergfelt, J. W. Testa, and G. P. Adams. 2018. Pairing ultrasonography with endocrinology to elucidate underlying mechanisms of successful pregnancy in the northern fur seal (*Callorhinus ursinus*). *General and Comparative Endocrinology* 255:78-89.
- Short, J. W., H. J. Geiger, L. W. Fritz, and J. J. Warrenchuk. 2021. First-year survival of northern fur seals (*Callorhinus ursinus*) can be explained by pollock (*Gadus chalcogrammus*) catches in the eastern Bering Sea. *Journal of Marine Science and Engineering* 9:975.
- Siddon, E. 2022. Ecosystem Status Report 2022: Eastern Bering Sea, Stock Assessment and Fishery Evaluation Report. North Pacific Fishery Management Council, Anchorage, AK. NOAA Integrated Ecosystem Assessment Program contribution #2022-2.
- Sinclair, E., T. R. Loughlin, and W. Pearcy. 1994. Prey selection by northern fur seals (*Callorhinus ursinus*) in the eastern Bering Sea. *Fishery Bulletin* 92:144-156.
- Sinclair, E. H., G. A. Antonelis, B. W. Robson, R. R. Ream, and T. R. Loughlin. 1996. Northern fur seal, *Callorhinus ursinus*, predation on juvenile walleye pollock, *Theragra chalcogramma*. Pages 167-178 in R. D. Brodeur, editor. *Ecology of juvenile walleye pollock, Theragra chalcogramma: papers from the workshop "The Importance of Prerecruit Walleye Pollock to the Bering Sea and North Pacific Ecosystems,"* Seattle, Washington, 28-30 October 1993. U.S. Dept. of Commerce, National Oceanic and Atmospheric Administration, National Marine Fisheries Service, Scientific Publications Office, Seattle, WA, NOAA Technical Report NMFS 126.
- Skinner, J. P., V. N. Burkanov, and R. D. Andrews. 2012. Influence of environment, morphology, and instrument size on lactating northern fur seal *Callorhinus ursinus* foraging behavior on the Lovushki Islands, Russia. *Marine Ecology Progress Series* 471:293-308.
- Small, R. J., and D. P. DeMaster. 1995. Alaska marine mammal stock assessments 1995. U.S. Dept. of Commerce, National Oceanic and Atmospheric Administration, National Marine Fisheries Service, Alaska Fisheries Science Center, Seattle, WA, September 1995. NOAA Technical Memorandum NMFS-AFSC-57, 93 p.

- Smith, A. W., R. J. Brown, D. E. Skilling, H. L. Bray, and M. C. Keyes. 1977. Naturally-occurring leptospirosis in Northern fur seals (*Callorhinus ursinus*). *Journal of Wildlife Diseases* 13(2):144-148.
- Smith, T. D., and T. Polacheck. 1984. The population dynamics of the Alaska fur seal: what do we really know? U.S. Dept. of Commerce, National Oceanic and Atmospheric Administration, National Marine Fisheries Service, Northwest and Alaska Fisheries Science Center, Marine Mammal Laboratory, Seattle, WA, July 1984. NWAFC Processed Report 84-15
- Soulen, B. K., L. M. Divine, B. J. Venables, and A. P. Roberts. 2022. Persistent organic pollutant exposure and associations with gene expression in northern fur seals (*Callorhinus ursinus*) from St. Paul Island, Alaska. *Marine Environmental Research* 182:105789.
- Speakman, C. N., C. P. Johnstone, and K. Robb. 2020. Increased alertness behavior in Australian fur seals (*Arctocephalus pusillus doriferus*) at a high vessel traffic haul-out site. *Marine Mammal Science* 36(2):486-499.
- Spencer, P. D., K. K. Holsman, S. Zador, N. A. Bond, F. J. Mueter, A. B. Hollowed, and J. N. Ianelli. 2016. Modelling spatially dependent predation mortality of eastern Bering Sea walleye pollock, and its implications for stock dynamics under future climate scenarios. *ICES Journal of Marine Science* 73(5):1330-1342.
- Spraker, T. R., and M. E. Lander. 2010. Causes of mortality in northern fur seals (*Callorhinus ursinus*), St. Paul Island, Pribilof Islands, Alaska, 1986-2006. *Journal of Wildlife Diseases* 46(2):450-473.
- Spraker, T. R., L. F. Lowry, and K. J. Frost. 1994. Gross necropsy and histopathological lesions found in harbor seals. Pages 281-311 in T. R. Loughlin, editor. *Marine mammals and the Exxon Valdez*. Elsevier Academic Press.
- Springer, A. M., J. Estes, G. B. Van Vliet, T. Williams, D. Doak, E. Danner, K. Forney, and B. Pfister. 2003. Sequential megafaunal collapse in the North Pacific Ocean: An ongoing legacy of industrial whaling? *Proceedings of the National Academy of Sciences* 100(21):12223-12228.
- Springer, A. M., J. A. Estes, G. B. van Vliet, T. M. Williams, D. F. Doak, E. M. Danner, and B. Pfister. 2008. Mammal-eating killer whales, industrial whaling, and the sequential megafaunal collapse in the North Pacific Ocean: A reply to critics of Springer *et al.* 2003. *Marine Mammal Science* 24(2):414-442.
- Springer, A. M., R. R. Ream, and S. J. Iverson. 2010. Seasonal foraging strategies and consequences for northern fur seals at colonies with opposite population trends – Year 2 (COFFS), North Pacific Research Board Project 524 final report, Fairbanks, AK, October 2010.
- Stabeno, P. J., and S. W. Bell. 2019. Extreme Conditions in the Bering Sea (2017–2018): Record-Breaking Low Sea-Ice Extent. *Geophysical Research Letters* 46(15):8952-8959.
- Stabeno, P. J., N. A. Bond, and S. A. Salo. 2007. On the recent warming of the southeastern Bering Sea shelf. *Deep-Sea Research II* 54:2599-2618.

- Stabeno, P. J., and J. E. Overland. 2001. Bering Sea shifts toward an earlier spring transition. *Eos, Transactions American Geophysical Union* 82(29):317-321.
- Sterling, J. T. 2009. Northern fur seal foraging behaviors, food webs, and interactions with oceanographic features in the eastern Bering Sea. Ph.D. dissertation. University of Washington, Seattle, WA, 209 p.
- Sterling, J. T., and R. R. Ream. 2004. At-sea behavior of juvenile male northern fur seals (*Callorhinus ursinus*). *Canadian Journal of Zoology* 82(10):1621-1637.
- Sterling, J. T., A. M. Springer, S. J. Iverson, S. P. Johnson, N. A. Pelland, D. S. Johnson, M. A. Lea, and N. A. Bond. 2014. The sun, moon, wind, and biological imperative-shaping contrasting wintertime migration and foraging strategies of adult male and female northern fur seals (*Callorhinus ursinus*). *PLoS One* 9(4).
- Suryan, R. M., M. L. Arimitsu, H. A. Coletti, R. R. Hopcroft, M. R. Lindeberg, S. J. Barbeaux, S. D. Batten, W. J. Burt, M. A. Bishop, J. L. Bodkin, R. Brenner, R. W. Campbell, D. A. Cushing, S. L. Danielson, M. W. Dorn, B. Drummond, D. Esler, T. Gelatt, D. H. Hanselman, S. A. Hatch, S. Haught, K. Holderied, K. Iken, D. B. Irons, A. B. Kettle, D. G. Kimmel, B. Konar, K. J. Kuletz, B. J. Laurel, J. M. Maniscalco, C. Matkin, C. A. E. McKinstry, D. H. Monson, J. R. Moran, D. Olsen, W. A. Palsson, W. S. Pegau, J. F. Piatt, L. A. Rogers, N. A. Rojek, A. Schaefer, I. B. Spies, J. M. Straley, S. L. Strom, K. L. Sweeney, M. Szymkowiak, B. P. Weitzman, E. M. Yasumiishi, and S. G. Zador. 2021. Ecosystem response persists after a prolonged marine heatwave. *Scientific Reports* 11(1):6235.
- Swartzman, G. L., and R. T. Haar. 1983. Interactions between fur seal populations and fisheries in the Bering Sea. *Fishery Bulletin* 81:121-132.
- Swartzman, G. L., and R. T. Haar. 1985. Interactions between fur seal populations and fisheries in the Bering Sea. Pages 63-93 in J. R. Beddington, R. J. H. Beverton, and D. M. Lavigne, editors. *Marine Mammals and Fisheries*. Allen and Unwin Publishers, London, England.
- Takehita, R., L. Sullivan, C. Smith, T. Collier, A. Hall, T. Brosnan, T. Rowles, and L. Schwacke. 2017. The *Deepwater Horizon* oil spill marine mammal injury assessment. *Endangered Species Research* 33:95-106.
- Testa, J. W. 2012. Fur seal investigations, 2010-2011. U.S. Department of Commerce, National Oceanic and Atmospheric Administration, National Marine Fisheries Service Alaska Fisheries Science Center, Seattle, WA, December 2012. NOAA Technical Memorandum NMFS-AFSC-241, 77 p.
- Testa, J. W., G. P. Adams, D. R. Bergfelt, D. S. Johnson, R. R. Ream, and T. S. Gelatt. 2010. Replicating necropsy data without lethal collections: using ultrasonography to understand the decline in northern fur seals. *Journal of Applied Ecology* 47(6):1199-1206.
- Testa, J. W., R. R. Ream, and T. S. Gelatt. 2016. Demographic studies of northern fur seals on the Pribilof Islands, 2007-2014. Pages 27-50 in J. W. Testa, editor. *Fur seal investigations, 2013-2014*. U.S. Department of Commerce, National Oceanic and

Atmospheric Administration, National Marine Fisheries Service, Alaska Fisheries Science Center, NOAA Technical Memorandum NMFS-AFSC-316, Seattle, WA.

- Thirtyacre, D., G. Brookshire, S. Callan, B. Arvizu, and P. Sherman. 2021. Small unmanned aircraft systems acoustic analysis for noninvasive marine mammal response: an exploratory field study. *International Journal of Aviation, Aeronautics, and Aerospace* 8(2):Article 11.
- Todd, V. L. G., I. B. Todd, J. C. Gardiner, E. C. N. Morrin, N. A. MacPherson, N. A. DiMarzio, and F. Thomsen. 2015. A review of impacts of marine dredging activities on marine mammals. *ICES (International Council for the Exploration of the Seas) Journal of Marine Science* 72(2):328-340.
- Towell, R., and R. Ream. 2012. 2011 northern fur seal pup production and adult male counts on Bogoslof Island, Alaska. U.S. Dept. of Commerce, National Oceanic and Atmospheric Administration, National Marine Fisheries Service, Alaska Fisheries Science Center, Marine Mammal Laboratory, Seattle, WA. Memo to the record dated April 6, 2012.
- Towell, R., and R. Ream. 2019. 2019 northern fur seal pup production estimate on Bogoslof Island, Alaska. U.S. Dept. of Commerce, National Oceanic and Atmospheric Administration, National Marine Fisheries Service, Alaska Fisheries Science Center, Marine Mammal Laboratory, Seattle, WA. Memo to the record dated November 6, 2019.
- Towell, R., R. Ream, J. Bengtson, and M. Williams. 2022. 2021 northern fur seal pup production and adult male counts on the Pribilof Islands, Alaska. U.S. Dept. of Commerce, National Oceanic and Atmospheric Administration, National Marine Fisheries Service, Alaska Fisheries Science Center, Marine Mammal Laboratory, Seattle, WA. Memo to the record dated February 4, 2022.
- Towell, R. G. 2007. Population dynamics of northern fur seals (*Callorhinus ursinus*) on the Pribilof Islands, Alaska. M.S. thesis. University of Washington, Seattle, WA, 139 p.
- Towell, R. G., R. R. Ream, J. T. Sterling, J. L. Bengtson, and M. Williams. 2016. Population assessment of northern fur seals on the Pribilof Islands, Alaska, 2013-2014. Pages 9-26 in J. W. Testa, editor. *Fur seal investigations, 2013-2014*. U.S. Department of Commerce, National Oceanic and Atmospheric Administration, National Marine Fisheries Service, Alaska Fisheries Science Center, NOAA Technical Memorandum NMFS-AFSC-316, Seattle, WA.
- Towell, R. G., R. R. Ream, and A. E. York. 2006. Decline in northern fur seal (*Callorhinus ursinus*) pup production on the Pribilof Islands. *Marine Mammal Science* 22(2):486-491.
- Trites, A. W. 1992. Northern fur seals: why have they declined? *Aquatic Mammals* 18(1):3-18.
- Trites, A. W., and G. A. Antonelis. 1994. The influence of climatic seasonality on the life cycle of the Pribilof northern fur seal. *Marine Mammal Science* 10(3):311-324.
- Trites, A. W., and P. A. Larkin. 1989. The decline and fall of the Pribilof fur seal (*Callorhinus ursinus*): a simulation study. *Canadian Journal of Fisheries and Aquatic Sciences* 46(8):1437-1445.

- Trites, A. W., A. J. Miller, H. D. G. Maschner, M. A. Alexander, S. J. Bograd, J. A. Calder, A. Capotondi, K. O. Coyle, E. D. Lorenzo, B. P. Finney, E. J. Gregr, C. E. Grosch, S. R. Hare, G. L. Hunt, J. Jahncke, N. B. Kachel, H.-J. Kim, C. Ladd, N. J. Mantua, C. Marzban, W. Maslowski, R. O. Y. Mendelssohn, D. J. Neilson, S. R. Okkonen, J. E. Overland, K. L. Reedy-Maschner, T. C. Royer, F. B. Schwing, J. X. L. Wang, and A. J. Winship. 2007. Bottom-up forcing and the decline of Steller sea lions (*Eumetopias jubatus*) in Alaska: assessing the ocean climate hypothesis. *Fisheries Oceanography* 16(1):46-67.
- USDOC. 1985. Final environmental impact statement on the Interim Convention on Conservation of North Pacific Fur Seals. United States Department of Commerce with cooperation from the United States Department of State, Washington D.C., 196 p.
- USGCRP. 2018. Impacts, Risks, and Adaptation in the United States: Fourth National Climate Assessment, Volume II. U.S. Global Change Research Program, Washington, DC.
- VanWormer, E., J. A. K. Mazet, A. Hall, V. A. Gill, P. L. Boveng, J. M. London, T. Gelatt, B. S. Fadely, M. E. Lander, J. Sterling, V. N. Burkanov, R. R. Ream, P. M. Brock, L. D. Rea, B. R. Smith, A. Jeffers, M. Henstock, M. J. Rehberg, K. A. Burek-Huntington, S. L. Cosby, J. A. Hammond, and T. Goldstein. 2019. Viral emergence in marine mammals in the North Pacific may be linked to Arctic sea ice reduction. *Scientific Reports* 9(1):15569.
- Veltre, D. W., and M. J. Veltre. 1981. A preliminary baseline study of subsistence resource utilization in the Pribilof Islands, Technical Paper Number 57. Report prepared for Alaska Department of Fish and Game Division of Subsistence under Contract 81-119, October 15, 1981.
- Veltre, D. W., and M. J. Veltre. 1987. The northern fur seal: a subsistence and commercial resource for Aleuts of the Aluetian and Pribilof Islands, Alaska. *Inuit Studies* 11(2):51-72.
- Veniaminov, I. 1984. Notes on the islands of the Unalashka District, 27. Limestone Press Kingston, Ontario.
- Wade, P. R., V. N. Burkanov, M. E. Dahlheim, N. A. Friday, L. W. Fritz, T. R. Loughlin, S. A. Mizroch, M. M. Muto, D. W. Rice, L. G. Barrett-Lennard, N. A. Black, A. M. Burdin, J. Calambokidis, S. Cerchio, J. K. B. Ford, J. K. Jacobsen, C. O. Matkin, D. R. Matkin, A. V. Mehta, R. J. Small, J. M. Straley, S. M. McCluskey, G. R. VanBlaricom, and P. J. Clapham. 2007. Killer whales and marine mammal trends in the North Pacific- a re-examination of evidence for sequential megafauna collapse and the prey-switching hypothesis. *Marine Mammal Science* 23(4):766-802.
- Wade, P. R., J. M. Ver Hoef, and D. P. DeMaster. 2009. Mammal-eating killer whales and their prey—trend data for pinnipeds and sea otters in the North Pacific Ocean do not support the sequential megafaunal collapse hypothesis. *Marine Mammal Science* 25(3):737-747.
- Waite, J. N., V. N. Burkanov, and R. D. Andrews. 2012a. Prey competition between sympatric Steller sea lions (*Eumetopias jubatus*) and northern fur seals (*Callorhinus ursinus*) on Lovushki Island, Russia. *Canadian Journal of Zoology* 90(1):110-127.
- Waite, J. N., S. J. Trumble, V. N. Burkanov, and R. D. Andrews. 2012b. Resource partitioning by sympatric Steller sea lions and northern fur seals as revealed by biochemical dietary

- analyses and satellite telemetry. *Journal of Experimental Marine Biology and Ecology* 416:41-54.
- Wang, D., W. L. Shelver, S. Atkinson, J.-A. Mellish, and Q. X. Li. 2010. Tissue distribution of polychlorinated biphenyls and organochlorine pesticides and potential toxicity to Alaskan northern fur seals assessed using PCBs congener specific mode of action schemes. *Archives of environmental contamination and toxicology* 58(2):478-488.
- Wascher, C. A. F., W. Arnold, and K. Kotrschal. 2022. Effects of severe anthropogenic disturbance on the heart rate and body temperature in free-living greylag geese (*Anser anser*). *Conservation Physiology* 10(1):1-10.
- Waythomas, C. F., M. Loewen, K. L. Wallace, C. E. Cameron, and J. F. Larsen. 2020. Geology and eruptive history of Bogoslof volcano. *Bulletin of Volcanology* 82(2):14.
- Wespestad, V. G., L. Fritz, W., W. J. Ingraham, and B. A. Megrey. 2000. On relationships between cannibalism, climate variability, physical transport, and recruitment success of Bering Sea walleye pollock (*Theragra chalcogramma*). ICES (International Council for the Exploration of the Seas) *Journal of Marine Science* 57:272-278.
- Whitmire, S. L., and S. J. Van Bloem. 2018. Quantification of microplastics on National Park beaches: 06/01/2015 - 05/31/2017. Clemson University Baruch Institute of Coastal Ecology and Forest Science Clemson, SC. Report prepared under contract GSI-CU-1505 for NOAA Marine Debris Program, Office of Response and Restoration.
- Whitney, J., and R. Yender. 1997. References for Pribilof Islands oil spill contingency planning. U.S. Dept. of Commerce, National Oceanic and Atmospheric Administration, National Marine Fisheries Service, Office of Ocean Resources Conservation and Assessment, Hazardous Materials Response and Assessment Division, Seattle, WA, November 1997. HAZMAT Report 98-1, 91 p.
- Wilburn, D. M., and M. D. Keyse. 2015. Aleutian Islands and Atka-Amlia Islands management areas salmon annual management report, 2014. Alaska Department of Fish and Game, Division of Commercial Fisheries, Anchorage, AK, January 2015. Fishery Management Report No. 15-02.
- Wildes, S., J. Whittle, H. Nguyen, M. Marsh, K. Karpan, C. D'Amelio, A. Dimond, K. Cieciel, A. De Robertis, R. Levine, W. Larson, and J. Guyon. 2022. Walleye pollock breach the Bering Strait: a change of the cods in the Arctic. *Deep Sea Research Part II: Topical Studies in Oceanography* 204:105165.
- Williams, M., J. L. Guerrero, and D. Johnson. 2011. Marine mammal monitoring of the replacement and repair of fur seal research observation towers and walkways on St. Paul Island, Alaska, Draft 90-day report, Anchorage, AK, 22 p.
- Williams, M. T. 1997. The impact of aircraft activity on the behavior and productivity of northern fur seals (*Callorhinus ursinus*) on St. George Island, Alaska. University of Alaska Fairbanks, Fairbanks, AK, 54 p.
- Williams, M. T., R. Rodrigues, B. C. Williams, S. A. MacLean, P. A. Zavadil, and A. D. Lestenkof. 2004. Pribilof Islands northern fur seal entanglement in marine debris from

- 1995-2003. Report prepared by LGL Alaska Research Associates and the Tribal Government of St. Paul Island for NOAA Prescott Stranding Grant Program, Anchorage, AK. LGL Report P631, May 2004, 12 p.
- Willis, K., B. D. Hardesty, L. Kriwoken, and C. Wilcox. 2017. Differentiating littering, urban runoff and marine transport as sources of marine debris in coastal and estuarine environments. *Scientific Reports* 7:44479.
- Wright, S. K., S. Allan, S. M. Wilkin, and M. Ziccardi. 2022. Oil Spills in the Arctic. Pages 159-192 in M. Tryland, editor. *Arctic One Health: Challenges for Northern Animals and People*. Springer International Publishing AG, Cham, Switzerland.
- York, A. E. 1983. Average age at first reproduction of the northern fur seal (*Callorhinus ursinus*). *Canadian Journal of Fisheries and Aquatic Sciences* 40(2):121-127.
- York, A. E. 1985. Juvenile survival of fur seals. Pages 34-45 in P. Kozloff, editor. *Fur seal investigations, 1982*. U.S. Dept. of Commerce, National Oceanic and Atmospheric Administration, National Marine Fisheries Service, Northwest and Alaska Fisheries Center, National Marine Mammal Laboratory, Seattle, WA.
- York, A. E. 1991. Sea surface temperatures and their relationship to the survival of juvenile male Northern fur seals from the Pribilof Islands. Pages 94-106 in F. Trillmich, and K. Ono, editors. *Pinnipeds and El Niño: Responses to Environmental Stress*. University of California Press, Berkeley, California.
- York, A. E. 1995. The relationship of several environmental indices to the survival of juvenile male northern fur seals (*Callorhinus ursinus*) from the Pribilof Islands. Pages 317-327 in R. J. Beamish, editor. *Climate change and northern fish populations*. Canadian Special Publication Fisheries & Aquatic Sciences 121.
- York, A. E., and J. R. Hartley. 1981. Pup production following harvest of female northern fur seals. *Canadian Journal of Fisheries and Aquatic Sciences* 38(1):84-90.
- York, A. E., and P. Kozloff. 1987. On the estimation of numbers of northern fur seal (*Callorhinus ursinus*), pups born on St. Paul Island, 1980-86. *Fisheries Bulletin* 85:367-375.
- York, A. E., and V. B. Scheffer. 1997. Timing of implantation in the northern fur seal, *Callorhinus ursinus*. *Journal of Mammalogy* 78(2):675-683.
- York, A. E., R. G. Towell, R. R. Ream, J. D. Baker, and B. W. Robson. 2000. Population assessment, Pribilof Islands, Alaska. Pages 7-26 in B. W. Robson, editor. *Fur seal investigations, 1998*. U.S. Dept. of Commerce, National Oceanic and Atmospheric Administration, National Marine Fisheries Service, Alaska Fisheries Science Center, NOAA Technical Memorandum NMFS-AFSC-113, Seattle, WA.
- Young, N. C., B. J. Delean, V. T. Helker, J. C. Freed, M. M. Muto, K. Savage, S. Teerlink, L. A. Jemison, K. Wilkinson, and J. E. Jannot. 2020. Human-caused mortality and injury of NMFS-managed Alaska marine mammal stocks, 2014-2018. U.S. Dept. of Commerce, National Oceanic and Atmospheric Administration, National Marine Fisheries Service, Alaska Fisheries Science Center, December 2020. NOAA Technical Memorandum NMFS-AFSC-413, 142 p.

- Zavadil, P. A., B. W. Robson, A. D. Lestenkof, R. Holser, and A. Malavansky. 2007. Northern fur seal entanglement studies on the Pribilof Islands in 2006. Report prepared by the Aleut Community of St. Paul and Traditional Council of St. George Island for the NOAA Prescott Stranding Grant Program, October 2007.
- Zeppelin, T., N. Pelland, J. Sterling, B. Brost, S. Melin, D. Johnson, M. A. Lea, and R. Ream. 2019. Migratory strategies of juvenile northern fur seals (*Callorhinus ursinus*): bridging the gap between pups and adults. *Scientific Reports* 9(1):13921.
- Zeppelin, T. K., D. S. Johnson, C. E. Kuhn, S. J. Iverson, and R. R. Ream. 2015. Stable isotope models predict foraging habitat of northern fur seals (*Callorhinus ursinus*) in Alaska. *PLoS One* 10(6):e0127615.
- Zeppelin, T. K., and A. J. Orr. 2010. Stable isotope and scat analyses indicate diet and habitat partitioning in northern fur seals *Callorhinus ursinus* across the eastern Pacific. *Marine Ecology Progress Series* 409:241-253.
- Zeppelin, T. K., and R. R. Ream. 2006. Foraging habitats based on the diet of female northern fur seals (*Callorhinus ursinus*) on the Pribilof Islands, Alaska. *Journal of Zoology* 270(4):565-576.
- Zhang, J., R. Woodgate, and R. Moritz. 2010. Sea ice response to atmospheric and oceanic forcing in the Bering Sea. *Journal of Physical Oceanography* 40:1729-1747.
- Ziccardi, M. H., S. M. Wilkin, T. K. Rowles, and S. Johnson. 2015. Pinniped and cetacean oil spill response guidelines. U.S. Dept. of Commerce, National Oceanic and Atmospheric Administration, National Marine Fisheries Service, Silver Spring, MD. NOAA Technical Memorandum NMFS-OPR-52, 138 p.
- Zimmerman, S. T., and J. D. Letcher. 1986. The 1985 subsistence harvest of northern fur seals, *Callorhinus ursinus*, on St. Paul Island, Alaska. *Marine Fisheries Review* 48:10-14.
- Zimmerman, S. T., and M. D. Melovidov. 1987. The 1986 subsistence harvest of northern fur seals, *Callorhinus ursinus*, on St. Paul Island, Alaska. *Marine Fisheries Review* 49:70-72.

Appendix I: Co-management Agreement with ACSPI

Electronic copy available at

<https://media.fisheries.noaa.gov/dam-migration/nfs-st-paul-comanagement-agreement-2020.pdf>

Appendix II: Co-management Agreement with TCSGI

Electronic copy available at

<https://media.fisheries.noaa.gov/dam-migration/01stgeorgeagreement-akr.pdf>

Appendix III: Co-management Agreement with AMMC

Electronic copy available at

<https://media.fisheries.noaa.gov/dam-migration/ammc06-akr.pdf>