

NOAA
FISHERIES

Management & Budget Update


Council Coordination Committee Meeting

Brian Pawlak
NMFS CFO/CAO Director
Office of Management and Budget

October 11, 2023

Agenda

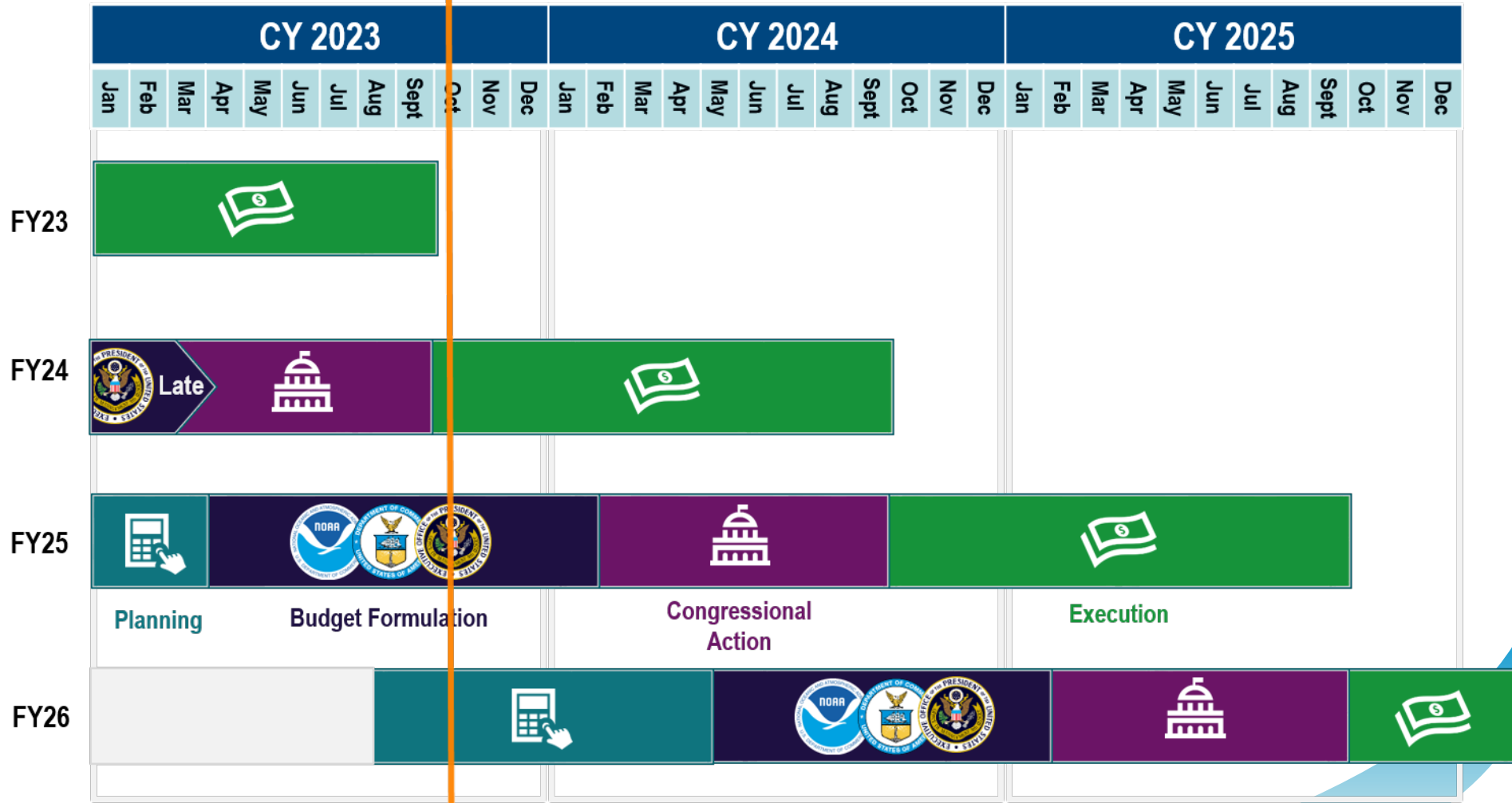
- Budget Timeline
- Council Funding
- NMFS FY24 Status Update
- Budget Supplementals



NOAA
FISHERIES


The Federal Budget Timeline

We are **here** in the process



NOAA
FISHERIES

Council Funding Status



NOAA
FISHERIES

Regional Councils and Fisheries Commissions Funding – Detail

PPA/Detail funding (\$ in thousands)*	FY 2022 Enacted	FY 2023 Enacted	FY 2024 Pres Bud	FY 2024 Senate Mark
Regional Councils and Fisheries Commissions	\$42,902	\$44,297	\$45,753	\$44,297
Regional Councils	\$29,831	\$30,799	\$31,809	\$30,799
International Fisheries Commissions	\$466	\$487	\$507	\$487
Interstate Fish Commissions – 3 Commissions	\$3,820	\$3,516	\$3,632	\$3,516
Interstate Fish Commissions – Atlantic Cooperative Management	\$8,785	\$9,495	\$9,805	\$9,495

*Funding represents enacted levels, not final grants amount to councils and commissions.



NOAA
FISHERIES

FY 2024 Q1: A Period of Transition

BAS and GEMS/eRA



Business Applications Solution (BAS) conversion

- Requires blackout period Oct. 1st – 25th



Grants Enterprise Management System (GEMS)

- Built on foundation of proven NIH eRA platform
- Scheduled to go live in October
- Recipients need to register in "eRA Commons."




NOAA
FISHERIES

FY 2024 Council Funding Status



Your authorized reps were alerted to draw down funds in Sept. to cover Oct. costs



Goal for remainder: Continue obligations under a potential CR, as in prior years



NOAA
FISHERIES

IRA: Regional Fishery Management Councils - \$20M

FY23 Program Profile

- Initiate process for IRA specific grants to each Council
- Finalize priorities for projects in collaboration with Councils

Outyears (FY24-26) - \$20 million

- Execute IRA specific grants to each Council
- Execute project proposal process to determine funding amounts to each Council
- Support Councils in completion of identified projects and implementation of management measures



NOAA
FISHERIES



NMFS Budget Overview: FY 2024 Status Update

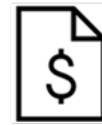


NOAA
FISHERIES

Congressional Appropriation Process



House CJS
Appropriations Bill
(AKA House Mark)



Senate CJS
Appropriations Bill
(AKA Senate Mark)



Passed by Vote



Passed by Vote



Conference Committee Report
(AKA Conference Mark with Joint Explanatory Statement JES)

House Vote



Senate Vote



President may:

Veto = Goes back to Congress

OR

Sign = Passes into Law




NOAA
FISHERIES

NMFS FY 2024 Budget Outlook

(ORF Account: our core program funding)

	FY23 Enacted	FY24 Pres. Bud.	FY24 Senate Mark
Total discretionary funding:	\$1.09B*	\$1.15B	\$1.11B
Net change from FY23 Enacted:	-	+\$23.0M	+\$19.5M
Includes inflationary adjustments?	-	Yes	No

**Does not include \$38.5M in FY23 Community Funded Projects
(aka Congressional earmarks)*



NOAA
FISHERIES

FY 2024 Senate Mark does not fund any of NMFS' requested ORF increases, instead:



+\$9.5M

- N. Atl. Right Whale (\$4.0M)
- Puget Sound Cetacean Desk (\$0.2M)
- Atlantic Salmon (\$1.3M)
- Pacific Salmon (\$4.0M)



+\$7.0M

- Survey Contingency Fund (\$1.5M)
- Atlantic Bluefin Tuna (\$0.5M)
- Aquaculture Cooperative Institute (\$5M)




-

*no new funding
~
level with
FY23 Enacted*



+\$3.0M

- European Green Crab (\$2.0M)
- NW Straits Initiative (\$1.0M)



**NOAA
FISHERIES**

House CJS Bill – ORF funding for NOAA

\$3.3B

which is

- \$771M below FY23 enacted
- \$114M below FY22 enacted



NOAA
FISHERIES

What does this mean for you?



New England



Mid-Atlantic



South Atlantic



Caribbean



Gulf of Mexico



Pacific



Western Pacific



North Pacific



NOAA
FISHERIES

Preparing to operate with flat budgets

Debt Ceiling Agreement *Non-defense spending*

- FY2024 will stay flat at FY 2023 levels
- FY 2025 - allows for a 1% increase
- After 2025 - growth caps replaced by appropriations targets



NOAA
FISHERIES

Supplemental Funding



NOAA
FISHERIES

Oversight of over \$1.2B of NOAA's \$3.3B IRA funding

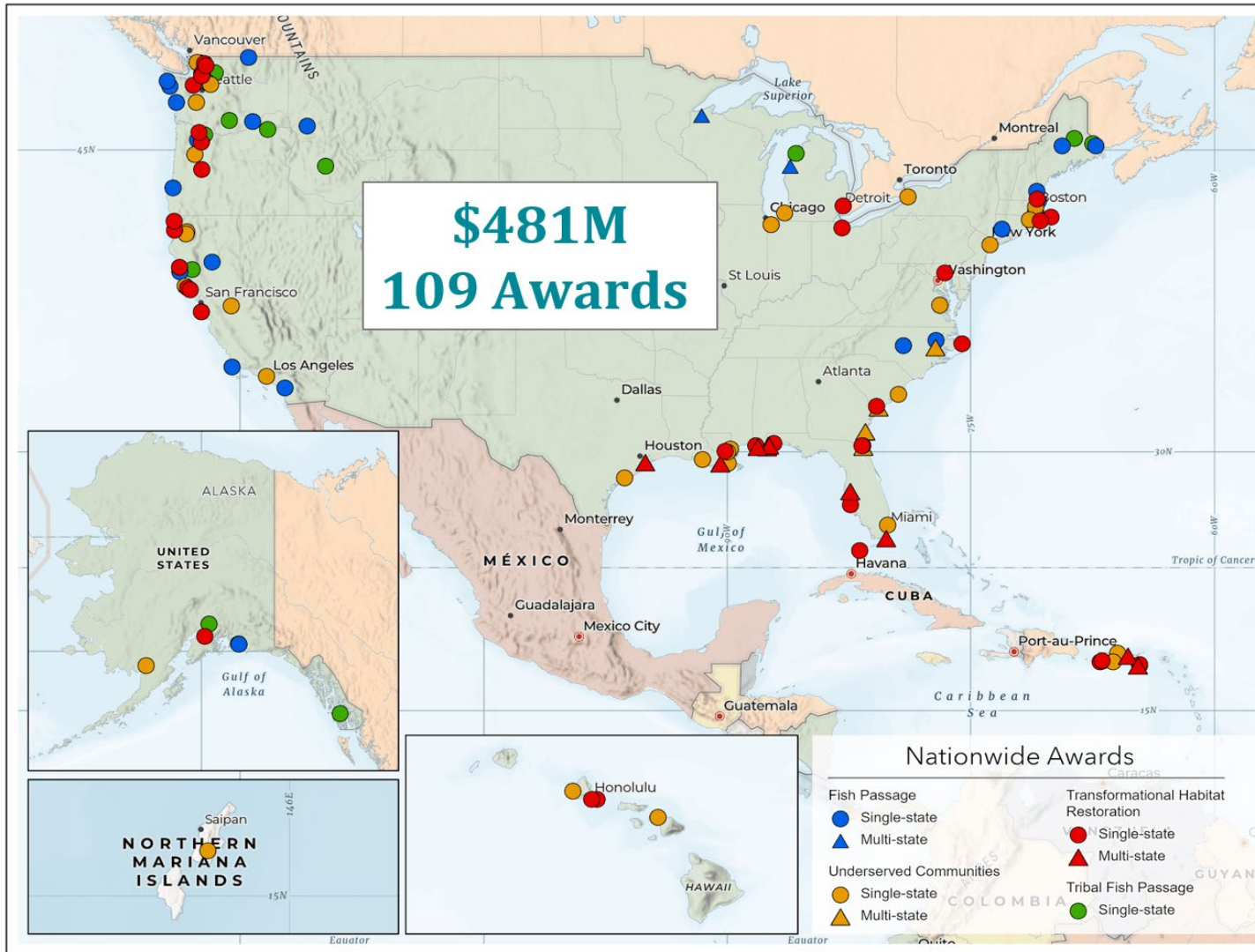
<i>Expand and Modernize Stock Assessments</i>	Data Acquisition and Management	\$145M
	Climate, Ecosystems, & Fisheries Initiative	\$40M
<i>Region-Specific Fisheries and Protected Resources</i>	Regional Fisheries Management Councils	\$20M
	North Atlantic Right Whale	\$82M
	Red Snapper	\$20M
	Pacific Salmon	\$42M
<i>Tribal Fish Hatcheries</i>	Mitchell Act Hatcheries	\$60M
	Non-Mitchell Act Hatcheries	\$240M
Habitat Restoration and Fish Passage		\$484M
Arctic Research		\$2.9M
Efficient Permitting		\$15.5M
Facilities		\$95M

<https://www.fisheries.noaa.gov/national/climate/helping-america-prepare-and-respond-climate-change-under-inflation-reduction-act>



NOAA
FISHERIES

Habitat Restoration under the BIL & IRA



A full list of all 109 projects can be found at: <https://www.fisheries.noaa.gov/s3/2023-07/OHC-BIL-IRA-Project-List.pdf>



NOAA
FISHERIES

Currently Open Habitat Restoration Funding Opportunities

- **Restoring Fish Passage through Barrier Removal Grants** *(Applications due by 10/16/2023)*
- **Restoring Tribal Priority Fish Passage through Barrier Removal Grants** *(Applications due by 11/08/2023)*
- **Transformational Habitat Restoration and Coastal Resilience Grants** *(Applications due by 11/17/2023)*
- **Coastal Habitat Restoration and Resilience Grants for Tribes and Underserved Communities** *(Applications due by 12/19/2023)*

For more details visit:

<https://www.fisheries.noaa.gov/funding-opportunities/open-opportunities>




NOAA
FISHERIES

Questions?



NOAA
FISHERIES

BACKGROUND



NOAA
FISHERIES

FY 2023 Council Funding

NMFS Funding Source (\$ in Thousands)	FY 2022 Spend Plan	FY 2023 Spend Plan	New England	Mid- Atlantic	South Atlantic	Gulf of Mexico	Caribbean	North Pacific	Pacific	Western Pacific
Regional Councils & Fisheries Commissions PPA: Regional Councils only	\$28,097	\$29,145	\$4,270	\$3,701	\$3,133	\$3,774	\$1,996	\$4,561	\$4,277	\$3,432
Fisheries Management Programs & Services PPA	\$4,138	\$4,138	\$608	\$465	\$512	\$475	\$251	\$574	\$680	\$574
Fisheries Data Collections, Surveys, & Assessments PPA	\$512	\$512	\$0	\$0	\$482	\$30	\$0	\$0	\$0	\$0
FY 2023 Spend Plan*		\$33,796	\$4,878	\$4,167	\$4,127	\$4,279	\$2,248	\$5,135	\$4,957	\$4,005
FY 2022 Spend Plan	\$32,747		\$4,724	\$4,034	\$4,015	\$4,143	\$2,176	\$4,971	\$4,803	\$3,882

*Columns may not add due to rounding



NOAA
FISHERIES