



ENDANGERED SPECIES PUMPKIN CARVING

NOAA FISHERIES SOUTHEAST REGION

Help us celebrate the 50th anniversary of the Endangered Species Act (ESA) by carving out the ESA listed species that can be found in the Southeast United States and Gulf of Mexico.

INSTRUCTIONS

The difficulty, carving instructions, and dimensions are on each template.

- Difficulty: Stencils range from beginner to advanced so there's something for everyone.
- Carving instructions: There are carve out options and carve away options, but they are meant to be a guide.

Get creative!

- Dimensions: Length and width are included for each one so you can get a sense of what size pumpkin you need. If the stencil you want doesn't fit the pumpkin you have, scale it up or down when you print it.

Use the stencils however is most convenient for you. Some options are:

- You can cut the pattern out, trace it onto your pumpkin, then cut along the trace.
- You can cut the pattern out, tape it to your pumpkin, then cut around the pattern.
- You can tape the whole page to your pumpkin and cut through the paper.

And don't forget to share your fa-boo-lous pumpkin masterpiece on social media! Be sure to tag us on Facebook or Twitter and use #ESA50—we'd love to see them!

Additional NOAA pumpkin carving stencils can be found at the following links:

<https://www.fisheries.noaa.gov/feature-story/pumpkin-carving-stencils-ocean-lovers>

<https://www.noaa.gov/education/news/get-spooky-with-noaa-educations-halloween-pumpkin-carving-templates>






KEMP'S RIDLEY SEA TURTLE

Lepidochelys kempii



Skill Level: Beginner 

Carving guide:  Carve Out

Dimensions: 6 in x 6 in



SPERM WHALE

Physeter macrocephalus



Skill Level: Beginner 


Carving guide:  Carve Out

Dimensions: 3 1/2 in x 9 5/8 in

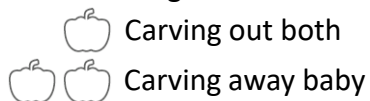


NORTH ATLANTIC RIGHT WHALE

Eubalaena glacialis



Skill Level: Beginner



Carving guide:  Carve Away*
 Carve Out

**Could carve out instead*

Dimensions: 3 1/8 in x 8 1/8 in (mom)
1 3/4 in x 4 in (baby)
4 5/8 in x 8 1/8 in (total)

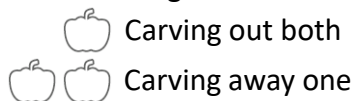


RICE'S WHALE

Balaenoptera ricei



Skill Level: Beginner



Carving out both

Carving away one

Carving guide:  Carve Away*

 Carve Out


**Could carve out instead*

Dimensions: 1 3/8 in x 6 3/4 in (top)
1 7/8 in x 8 1/4 in (bottom)
4 in x 9 in (total)



SCALLOPED HAMMERHEAD SHARK

Sphyrna lewini



Skill Level: Beginner 


Carving guide:  Carve Out

Dimensions: 3 7/8 in x 9 3/8 in



NASSAU GROUPE

Epinephelus striatus



Skill Level: Beginner 

Carving guide:  Carve Out

Dimensions: 3 7/8 in x 9 3/8 in



STURGEON

Acipenser oxyrinchus desotoi (Gulf)

Acipenser oxyrinchus oxyrinchus (Atlantic)



Skill Level: Beginner 

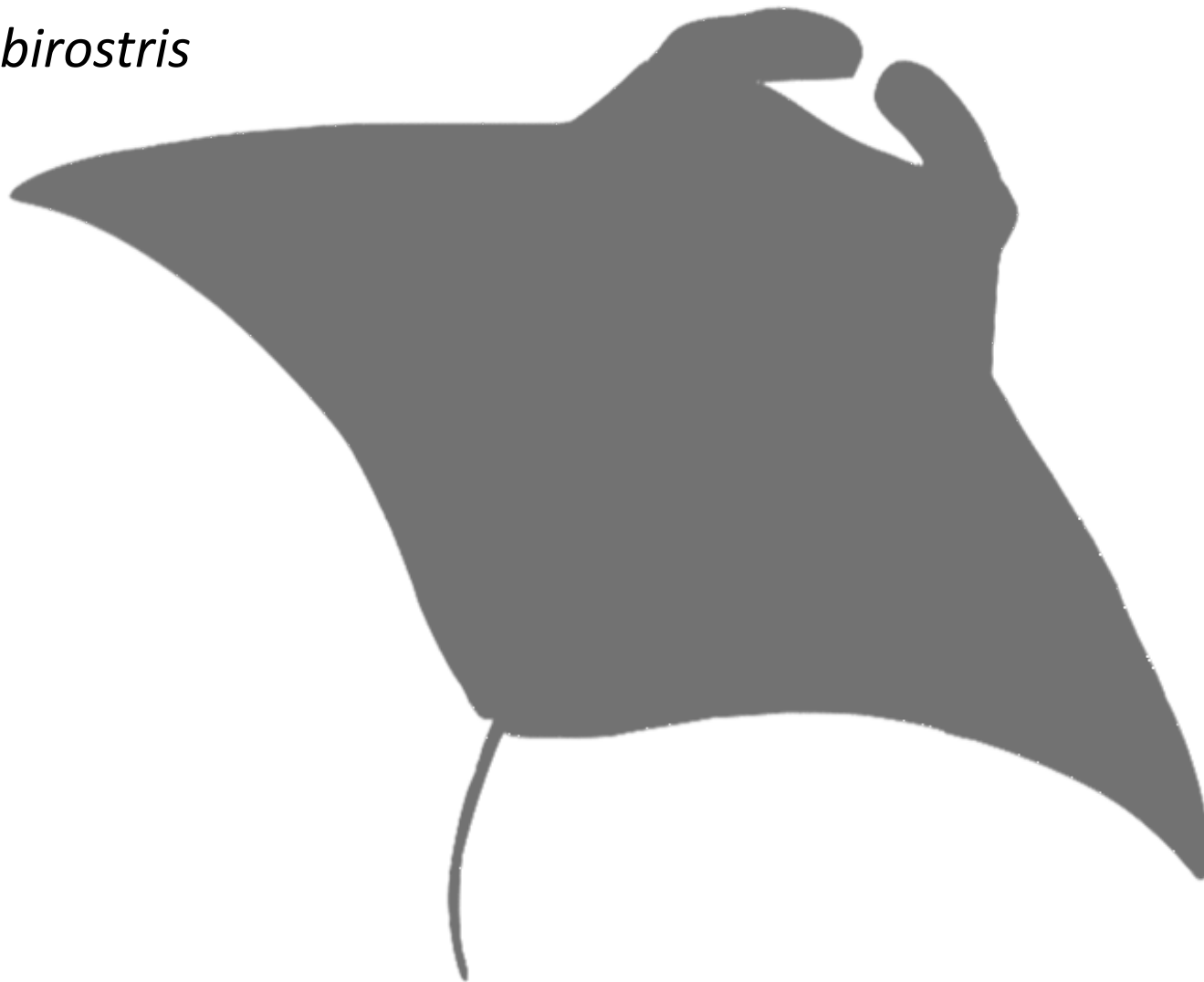
Carving guide:  Carve Out

Dimensions: 2 3/4 in x 9 1/2 in



GIANT MANTA RAY

Mobula birostris



Skill Level: Intermediate



Carving guide:  Carve Out

Dimensions: 5 5/8 in x 7 in



SMALLTOOTH SAWFISH

Pristis pectinata



Skill Level: Intermediate

Carving guide:  Carve Out

Dimensions: 3 1/2 in x 9 1/2 in





ESA 50TH

Skill Level: Advanced



Carving guide:  Carve Away

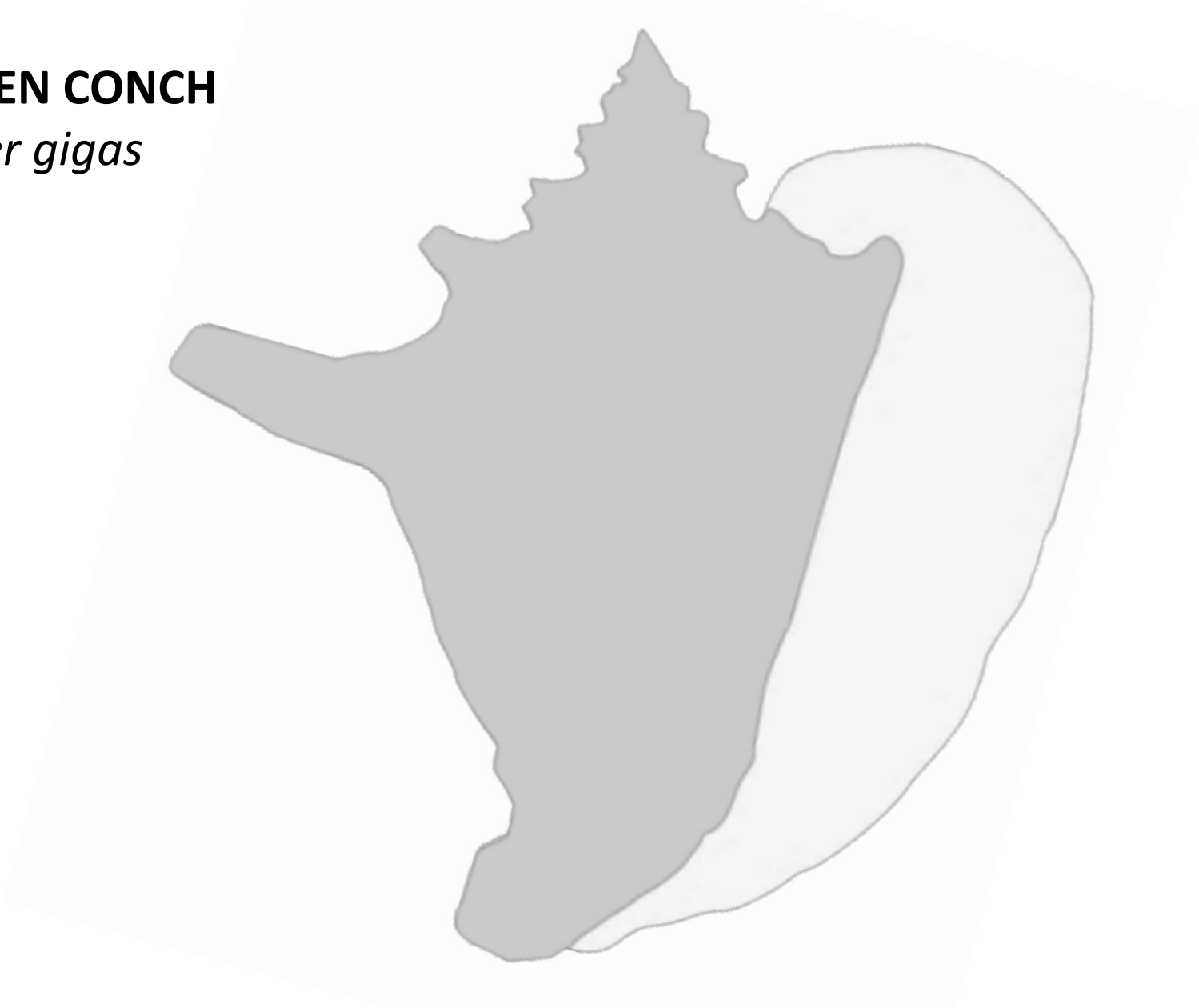
 Carve Out

Dimensions: 5 1/2 in x 6 1/4 in



QUEEN CONCH

Aliger gigas



Skill Level: Advanced




Carving guide:  Carve Away
 Carve Away (deeper)

Dimensions: 6 1/4 in x 6 1/4 in




PILLAR CORAL

Dendrogyra cylindrus



ELKHORN CORAL

Acropora palmata



STAGHORN CORAL

Acropora cervicornis

Skill Level: Expert



Carving guide:  Carve Away

Dimensions: 3 5/8 in x 2 1/8 in (pillar)
2 3/4 in x 3 1/4 in (elkhorn)
3 1/2 in x 3 1/2 in (staghorn)