



NOAA
FISHERIES

Budget & Operational Update

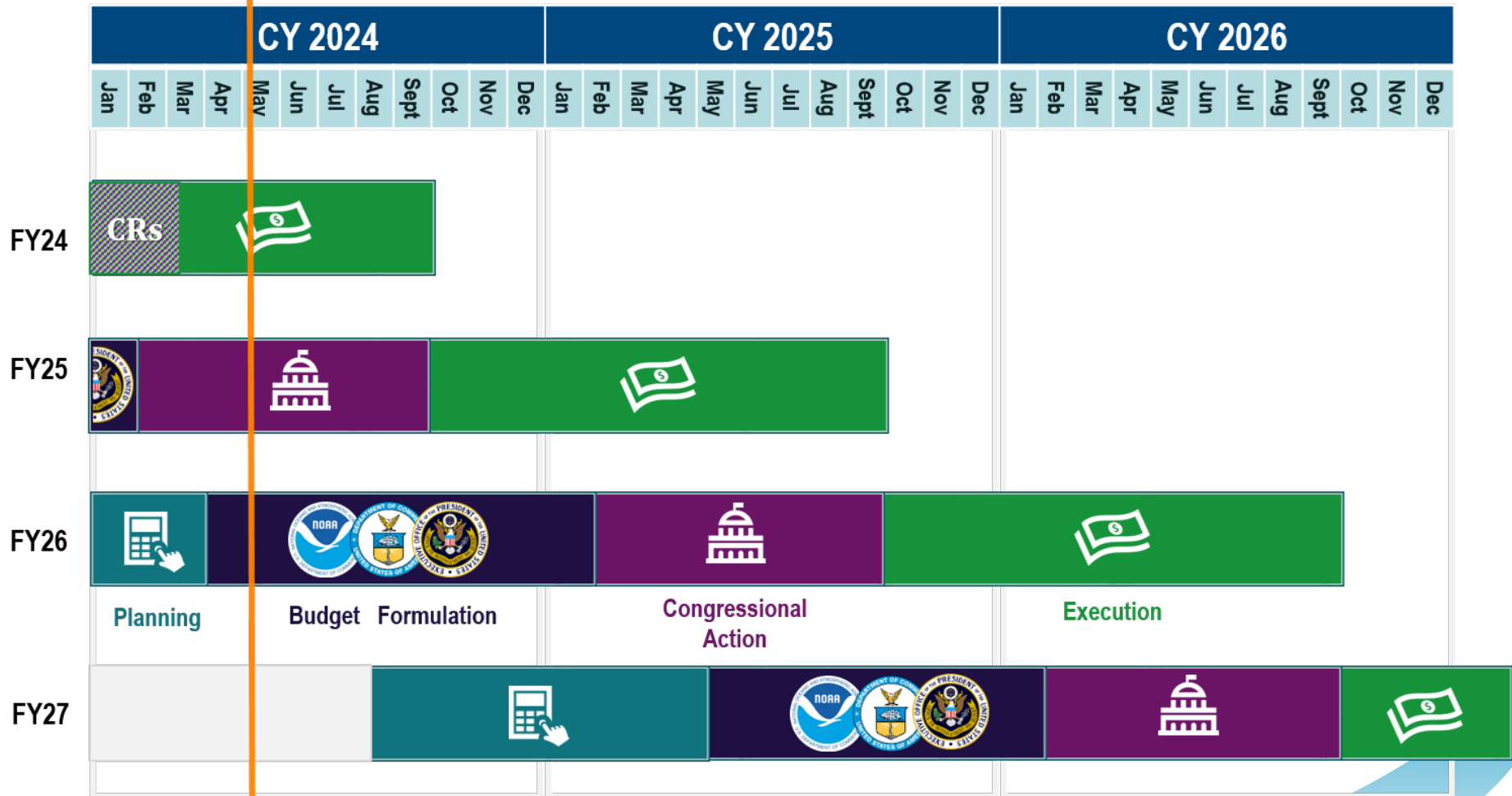
Marine Fisheries Advisory Committee

Brian Pawlak
NMFS CFO/CAO Director
Office of Management and Budget

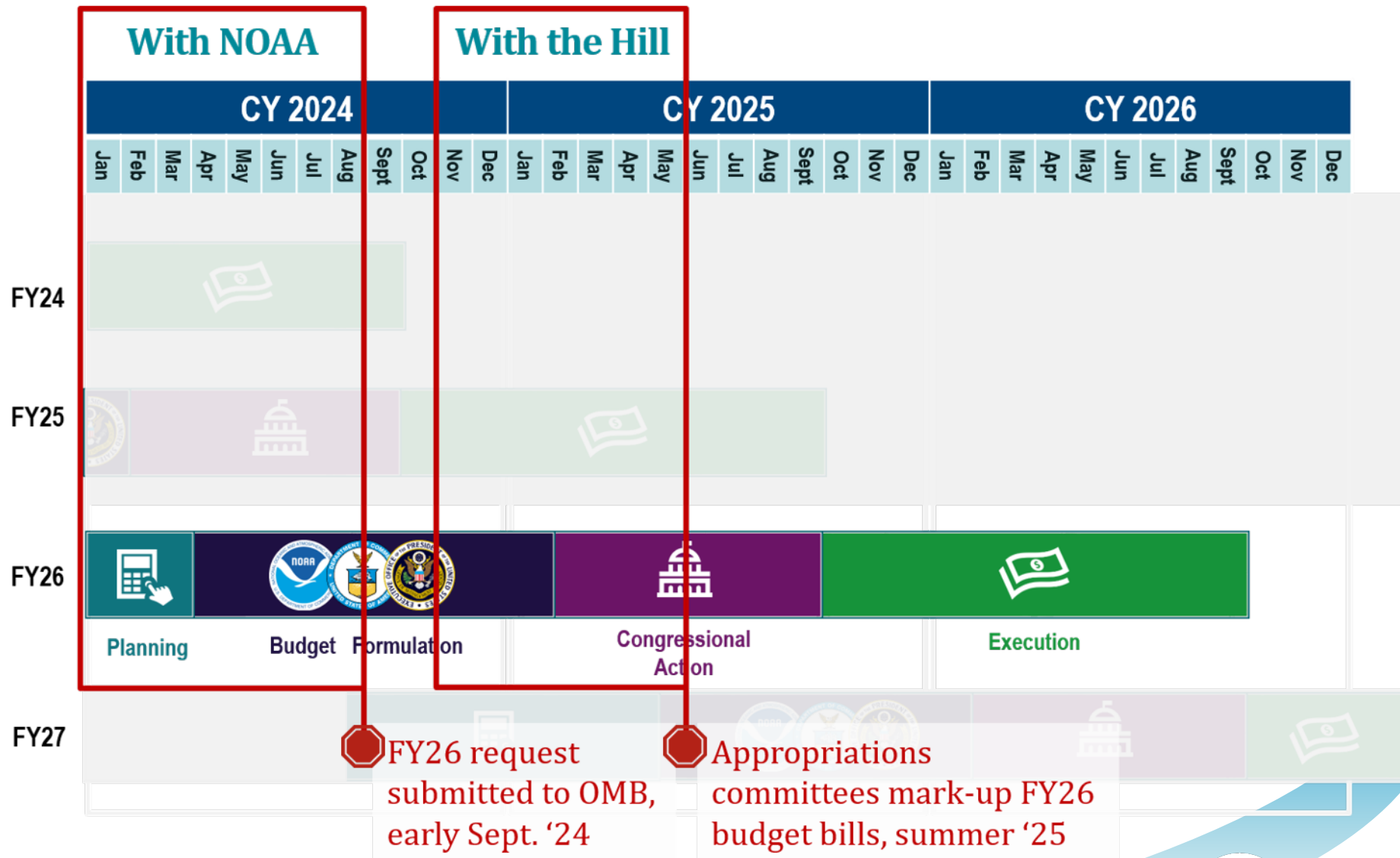
May 16, 2024

Federal Budget Timeline

We are **here** in the process



Best opportunities for FY26 Engagement?



NMFS FY 2024 Budget Outlook

(ORF Account: our core program funding)

	FY23 Enacted	FY24 Pres. Bud.	FY24 Enacted
Total discretionary funding:	\$1.09B*	\$1.15B	\$1.23B
Net change from FY23 Enacted:	-	+\$23.0M	+\$28.0M
Includes inflationary adjustments?	-	Yes	No

**Does not include \$38.5M in FY23 Community Funded Projects
(aka Congressional earmarks)*



**NOAA
FISHERIES**

NMFS Budget Structure

Aligns to Core Fisheries Drivers and Programs

Magnuson Stevens Act | Endangered Species Act | Marine Mammal Protection Act



Protected Resources

Budget Line (PPA):

- Marine Mammals, Sea Turtles & Other Species
 - Species Recovery Grants
 - Atlantic Salmon
 - Pacific Salmon
- 



Fisheries Science & Management

Budget Line (PPA):

- Fisheries and Ecosystem Science Programs & Services
 - Fisheries Data Collections, Surveys & Assessments
 - Observers & Training
 - Fisheries Management Programs & Services
 - Aquaculture
 - Salmon Management Activities
 - Regional Councils & Fisheries Commissions
 - Interjurisdictional Fisheries Grants
- 



Enforcement

Budget Line (PPA):

- Enforcement
- 



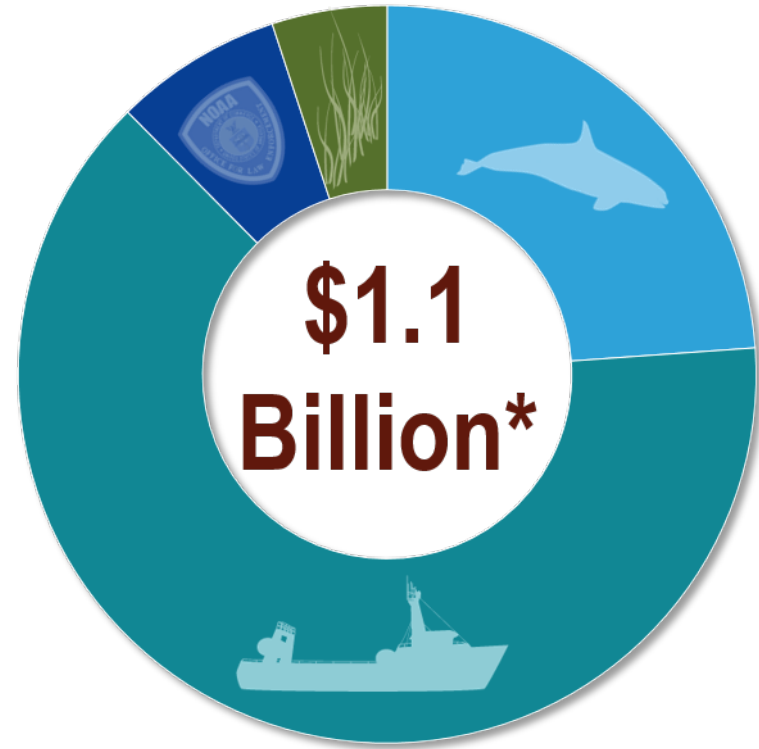
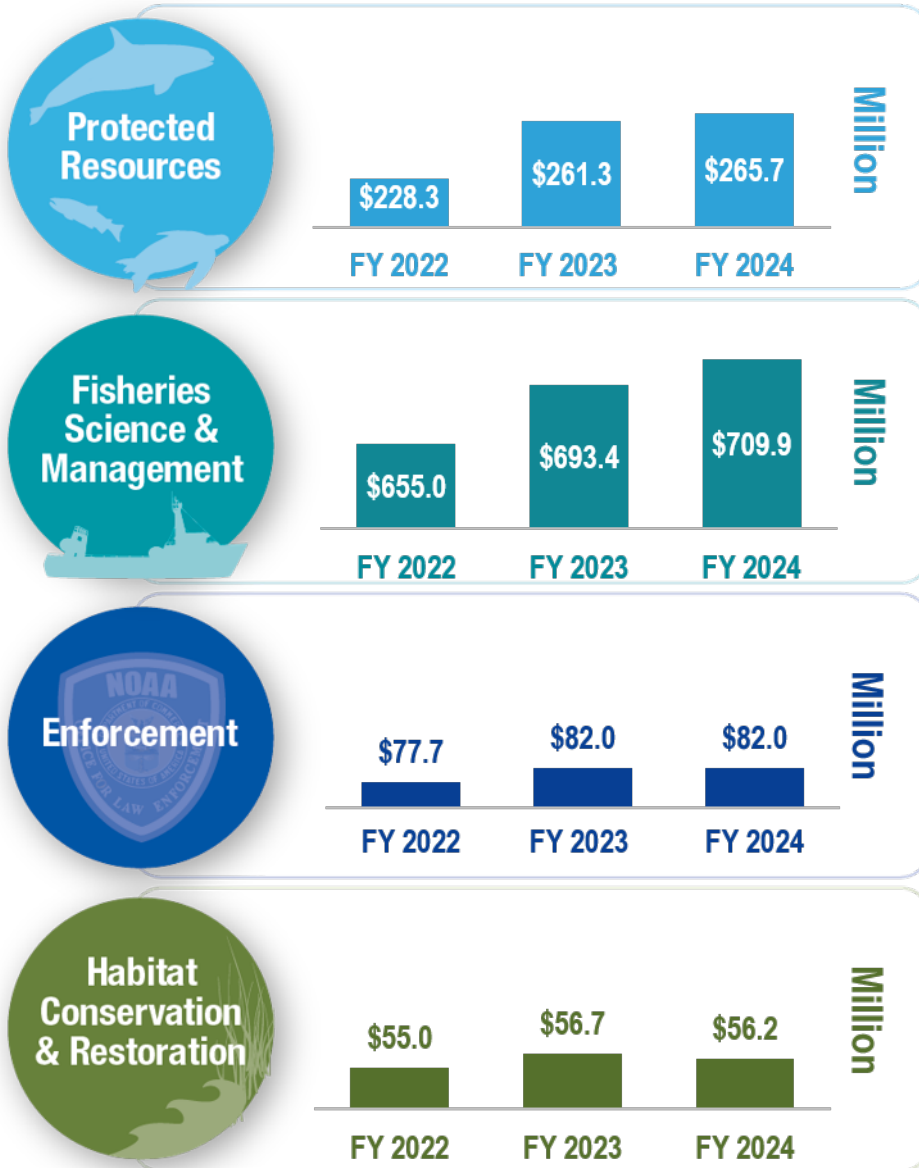
Habitat Conservation & Restoration

Budget Line (PPA):

- Habitat Conservation & Restoration
- 

NMFS FY 2024 Enacted:

Operations, Research & Facilities Account (ORF)



**not including \$46.1M in Community Funded Projects (aka Congressional earmarks)*

FY 24 Investment Areas (\$ in millions)	FY23 Enacted	<i>FY24 PB Requested Increase</i>	FY24 Enacted
Climate research (CEFI)	-*	+\$10.0	-*
Climate-Informed Fisheries Assessments & Management Strategies for Changing Oceans (CEFI)	-*	+\$10.0	-*
Offshore wind	\$19.3	+\$32.4	\$19.3
Fisheries Science & Technical Reviews	\$5.5	+\$6.7	\$5.5
Scientific Survey Mitigation	\$4.3	+\$14.6	\$4.3
Fisheries Management	\$3.5	+\$3.4	\$3.5
Protected Species Environmental Reviews & Science	\$8.7	+\$4.5	\$8.7

*represents annual appropriations, only (does not include supplemental CEFI funding)



**NOAA
FISHERIES**

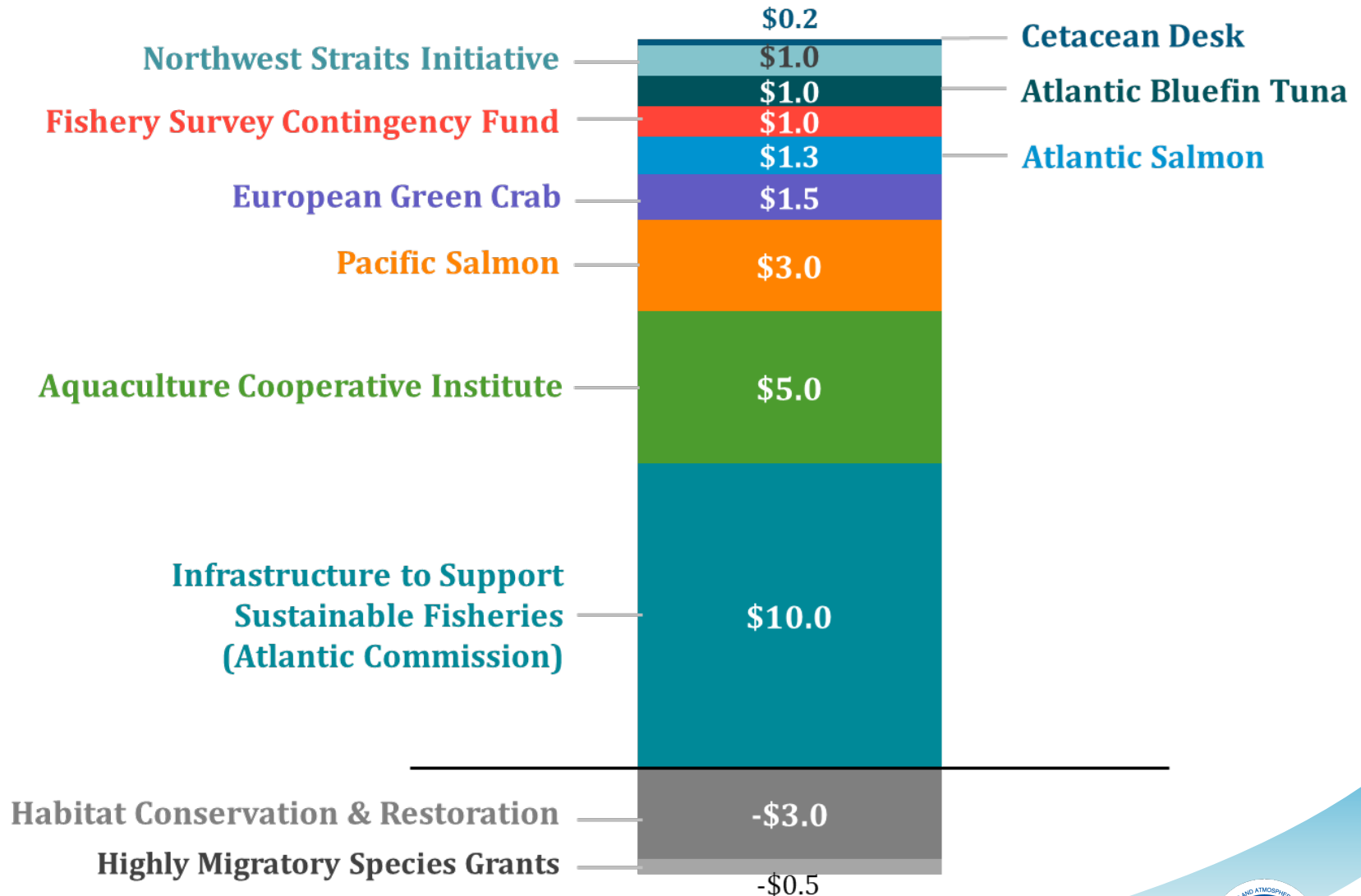
FY 24 Investment Areas (\$ in millions)	<i>FY23 Enacted</i>	<i>FY24 PB Requested Increase</i>	FY24 Enacted
Economic Development	\$128.5	+\$7.4	(+\$3.0) \$131.5
ESA Consultations and MMPA Permitting	~\$40.6	+\$3.0	~\$40.6
Pacific Salmon	\$72.0	+\$1.4	(+\$3.0) \$75.0
Targeting and Combating Illegal, Unreported, and Unregulated (IUU) Fishing	\$6.5	+\$2.0	\$6.5
Illegal, Unreported, and Unregulated (IUU) Fishing Enforcement	\$9.4	+\$1.0	\$9.4

FY 24 Investment Areas (\$ in millions)	FY23 Enacted	FY24 PB Requested Increase	FY24 Enacted
Environmental Justice And Equity	-	+\$9.1	-
Advancing and Improving Territorial Fisheries Science and Management	-	+\$3.7	-
Community Social Vulnerability Indicators (CSVI) Toolbox	-	+\$1.2	-
Education and Outreach for Diverse Participation in Regulatory & Science Process	-	+\$2.8	-
Workforce Training to Support the Seafood Industry	-	+\$1.4	-



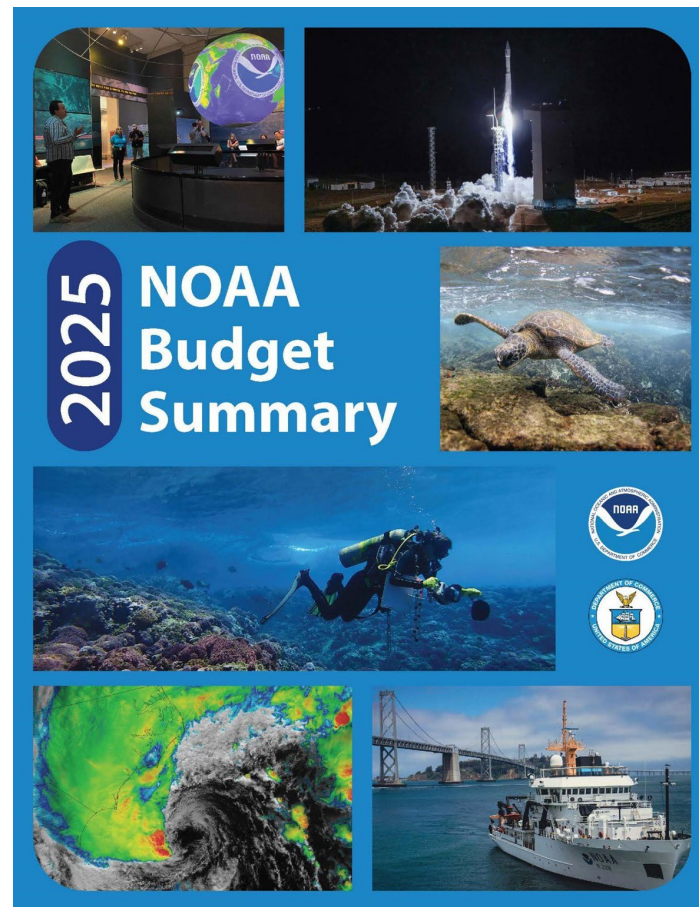
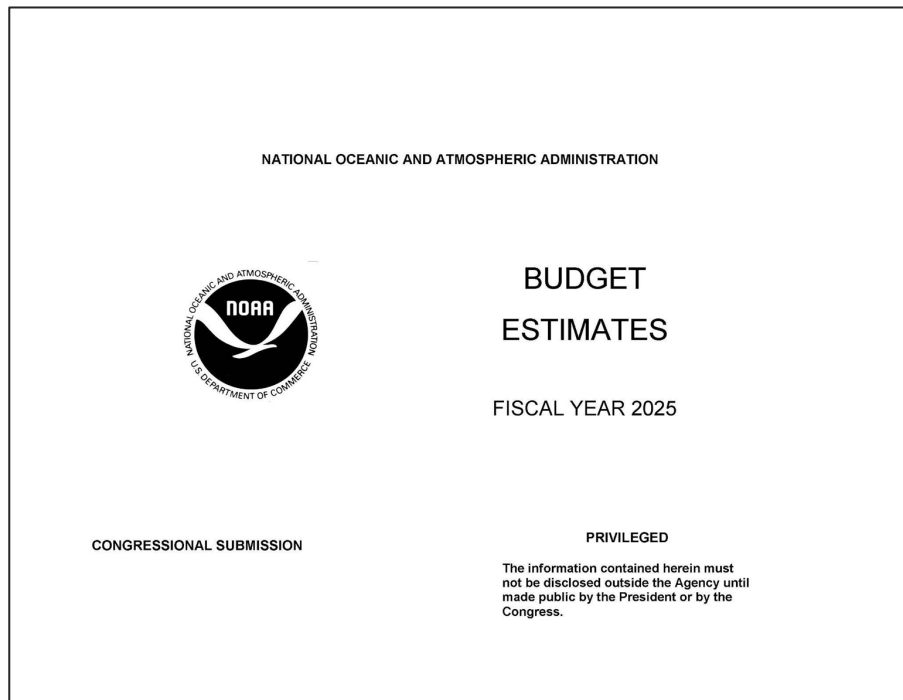
Net Increase of \$20.5M in FY 2024 (ORF)

Does not include Community Funded Projects (aka earmarks)



NOAA
FISHERIES


NOAA's FY 2025 Budget Documents Are Online



www.noaa.gov/organization/budget-finance-performance/budget-and-reports

NMFS FY 2025 President's Budget Request

- **\$1.2B total in discretionary accounts**
- **-\$56.1M below FY24 Enacted.**
- Includes:
 - +\$17.9M inflationary costs (ATBs)
 - -\$74.0M (net) program changes



FY 2025 Priority Investments

Economic Development (\$ in millions)	FY24 Enacted	FY25 Increase*	FY25 PB Request
Offshore wind	\$19.3	\$24.6	\$43.9
Fisheries Science & Technical Reviews	\$8.7	\$6.3	\$9.0
Scientific Survey Mitigation	\$5.5	\$10.0	\$15.5
Fisheries Management	\$4.3	\$2.8	\$7.1
Protected Species Environmental Reviews & Science	\$3.5	\$5.5	\$6.8
Other			
Mitchell Act Hatcheries	\$23.6	\$10.0	\$33.6

***Baseline:** FY 2024 Annualized CR (= FY23 Enacted)



FY 2025 – Tough Choices

Program	Requested Change (\$M)*	FY 25 Total Request (\$M)
Prescott Grants Program	-\$4.5	\$0
Species Recovery Grants	-\$7.3	\$0
Cooperative Research	-\$9.8	\$3.7
Bycatch Reduction Engineering Program	-\$2.9	\$0
Interjurisdictional Fisheries Grants	-\$3.4	\$0
Habitat Restoration Program	-\$7.0	\$12.3
Fisheries Disaster Assistance Fund	-\$0.3	\$0
Saltonstall-Kennedy Program	-\$7.0	\$0
Marine Mammals Projects	-\$2.7	\$0
Fisheries Data Collection Projects	-\$1.2	\$0
Fisheries Management Program Projects	-\$1.9	\$0
Enforcement Projects Reduction	-\$1.0	\$0

***Baseline:** FY 2024 Annualized CR (= FY23 Enacted)


FY23 Congressional plus-ups



NOAA
FISHERIES

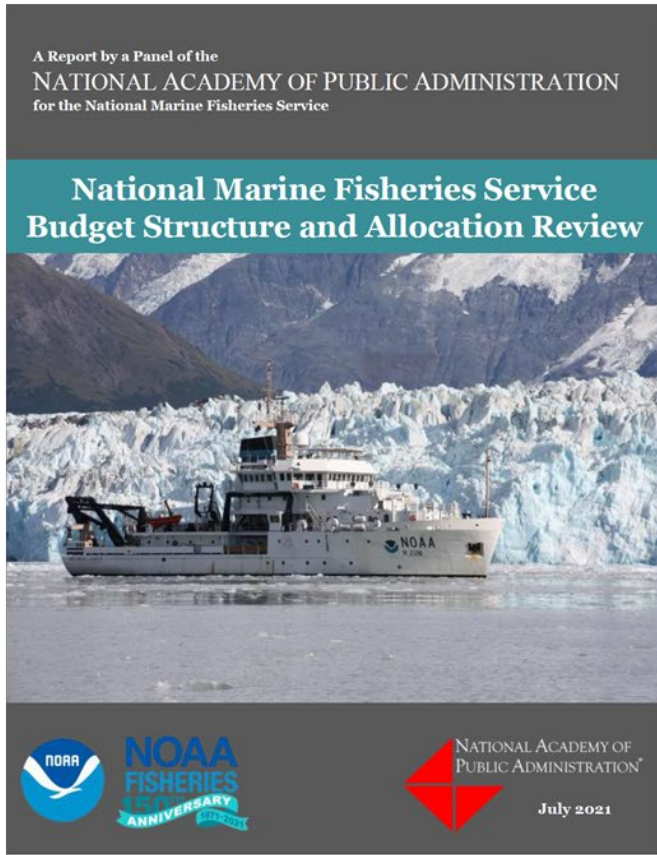
Continue preparing to operate with flat budgets as best case scenario

Debt Ceiling Agreement
Non-defense spending



NOAA
FISHERIES

NAPA Report Implementation



Strategic
Planning

Program
Management


Functional
Planning

Facilities

Communications

Account
Structure

Questions?



NOAA
FISHERIES

BACKGROUND



NOAA
FISHERIES

FY 2024 Enacted does not fund any of NMFS' requested ORF increases, instead:



Protected Resources

+\$4.5M

- Puget Sound Cetacean Desk (\$0.2M)
- Atlantic Salmon (\$1.3M)
- Pacific Salmon (\$3.0M)



Fisheries Science & Management

+\$16.5M

- Survey Contingency Fund (\$1.0M)
- Atlantic Bluefin Tuna (\$1.0M)
- Aquaculture Cooperative Institute (\$5M)
- ASMFC (\$10.0M)



Enforcement

-

*no new funding
~
level with
FY23 Enacted*



Habitat Conservation & Restoration

-\$0.5M

- European Green Crab (\$1.5M)
- NW Straits Initiative (\$1.0M)



NOAA FISHERIES